



This is a digital copy of a book that was preserved for generations on library shelves before it was carefully scanned by Google as part of a project to make the world's books discoverable online.

It has survived long enough for the copyright to expire and the book to enter the public domain. A public domain book is one that was never subject to copyright or whose legal copyright term has expired. Whether a book is in the public domain may vary country to country. Public domain books are our gateways to the past, representing a wealth of history, culture and knowledge that's often difficult to discover.

Marks, notations and other marginalia present in the original volume will appear in this file - a reminder of this book's long journey from the publisher to a library and finally to you.

Usage guidelines

Google is proud to partner with libraries to digitize public domain materials and make them widely accessible. Public domain books belong to the public and we are merely their custodians. Nevertheless, this work is expensive, so in order to keep providing this resource, we have taken steps to prevent abuse by commercial parties, including placing technical restrictions on automated querying.

We also ask that you:

- + *Make non-commercial use of the files* We designed Google Book Search for use by individuals, and we request that you use these files for personal, non-commercial purposes.
- + *Refrain from automated querying* Do not send automated queries of any sort to Google's system: If you are conducting research on machine translation, optical character recognition or other areas where access to a large amount of text is helpful, please contact us. We encourage the use of public domain materials for these purposes and may be able to help.
- + *Maintain attribution* The Google "watermark" you see on each file is essential for informing people about this project and helping them find additional materials through Google Book Search. Please do not remove it.
- + *Keep it legal* Whatever your use, remember that you are responsible for ensuring that what you are doing is legal. Do not assume that just because we believe a book is in the public domain for users in the United States, that the work is also in the public domain for users in other countries. Whether a book is still in copyright varies from country to country, and we can't offer guidance on whether any specific use of any specific book is allowed. Please do not assume that a book's appearance in Google Book Search means it can be used in any manner anywhere in the world. Copyright infringement liability can be quite severe.


About Google Book Search


Google's mission is to organize the world's information and to make it universally accessible and useful. Google Book Search helps readers discover the world's books while helping authors and publishers reach new audiences. You can search through the full text of this book on the web at <http://books.google.com/>


22

The Hopkins Library
presented to the
Leland Stanford Junior University
by Timothy Hopkins.









ANNUAL REPORT

OF THE

SECRETARY OF STATE,

TO THE

GOVERNOR OF THE STATE OF OHIO,

FOR THE YEAR 1883.

COLUMBUS:

MYERS BROTHERS, STATE PRINTERS.

1884.

LIBRARY
OF THE
LELAND STANFORD JUNIOR
UNIVERSITY.

A.485

HA571

A5

1883

REPORT OF THE SECRETARY OF STATE.

OFFICE OF THE SECRETARY OF STATE,
COLUMBUS, O., *November 17, 1883.*

To the Honorable CHARLES FOSTER, Governor of Ohio:

I have the honor to submit herewith the annual report of this department for the year ending November 15, 1883, in obedience to the Constitution, and in compliance with the law.

CORPORATIONS.

There have been filed in this office, during the year just closed, eight hundred and seventy-six articles of incorporation.

The companies thus incorporated are classified, as follows: eleven banking companies, ninety-seven building and loan associations, ten cemetery associations, forty-four churches, eight co-operative associations, twenty colleges and literary societies, five construction companies, sixteen electric light companies, three fire and life insurance companies, eight gas-light companies, two hundred and fifty-three manufacturing companies, thirty-five mining companies, seventeen mutual aid companies, twenty-six printing and publishing companies, thirty-seven railroad companies, four street railroad companies, six telegraph and telephone companies, one hundred and forty-nine societies and benevolent associations, and one hundred and twenty-seven for various other purposes.

The total capital stock of these incorporated companies is stated at \$163,629,519. Six companies also consolidated with a capital stock of \$46,000,000, making the total amount of capital stock for the fiscal year \$209,629,519. Seventy-five companies have increased their capital stock \$124,639,050, and ten companies have decreased their capital stock \$755,450. Three hundred and three companies have filed the required certificates that ten per cent. of their capital stock has been subscribed previous to organization, and certificates of miscellaneous changes, numbering forty-three, have been filed.

Accompanying this report will be found a complete list of the incorporations of the previous year, so tabulated and classified as to furnish an intelligent outline of the progress of incorporating companies in Ohio.

The duties devolving upon this office in connection with incorporated companies, have greatly enlarged during the past few years, and continue to demand much attention and clerical labor. An examination will show that a

very large per cent. of the manufacturing and producing interests of the State is being merged into corporate bodies. The active industries embracing the active capital of the State are drifting into some one of the many classes of corporations. In a corresponding degree, private enterprises, personal responsibility, and individual effort, are being absorbed and disappearing from the sphere of active pursuits. The industries of Ohio, to-day, are guided and controlled, not by the citizen in his private capacity, but by the directors and stockholders of incorporated companies. As an evidence of this, it is but necessary to cite the fact that there are to-day, as nearly as can be estimated, 10,000 incorporated companies in Ohio, with a stated capital stock of \$2,240,239,065. Since 1851, 9,357 companies have been incorporated, whose capital stock is given at \$2,201,239,065. Of these, a considerable portion is not in active operation, and, in fact, in many cases the companies were never fully organized.

There are recognized evils, and no little inconvenience resulting from the ease, rapidity, and cheapness, with which, under the present laws, persons can become incorporated. In a few hours' time, and for a mere pittance, any number of persons, not less than five, can become a body corporate for any purpose, with two exceptions, for which individuals may lawfully associate themselves. The cost is trifling, inviting persons without any well developed purpose, or substantial basis, perhaps for mere speculative purposes, to prepare articles of incorporation, and have them filed and recorded. In many cases, they stop there; the stock is never subscribed, and the organization never perfected. As a consequence, the books of this office are cumbered with the records of incorporations that never really exist. The general index has become a confused mass of names—a long array of non-existing companies.

As one remedy for this evil, I would respectfully suggest that a reasonable and discriminating increase of the fees charged, would be beneficial. The pay for the work actually done is, in most cases, inadequate, while for a portion of the labor performed for these companies the law provides no remuneration.

In the case of companies formed for benevolent, religious, or literary purposes, or such companies as are not organized for profit or having no capital stock, it might not be advisable to increase the fees already provided. In other instances, an increased fee would, I feel confident, be not only just and fair, but prove of advantage to all concerned. It would discourage and diminish the forming of "straw" companies, and would thus be of real benefit to such companies as are organized in good faith and for actual work. It would prevent the books of this office from being lumbered up with the names and records of incipient corporations that never exist save in name. As all such fees in excess of \$1,000 are paid into the State Treasury, such proposed increase would redound solely to the benefit of the State, and be the means of bringing

much larger revenues into the treasury, making this office largely, if not entirely, self-sustaining. As much of the work done herein is for incorporated companies, there is no good reason why they should not meet the expenses thereof, shielded and favored as they are by the friendly laws of the State. The same result would be reached in this office, as will be observed in the Insurance Department, under which the fees are so adjusted as to bring a substantial revenue to the treasury.

In arranging the fee to be charged for companies with capital stock, and organized for profit, I would suggest grading it according to the amount of such capital stock. For instance :

For all companies having a capital stock of \$5,000 or under	\$5 00
For companies whose capital stock is \$10,000, and over \$5,000.....	10 00
“ “ 25,000, “ 10,000.....	15 00
“ “ 50,000, “ 25,000.....	25 00
“ “ 100,000, “ 50,000.....	35 00
“ “ 500,000, “ 100,000.....	50 00
“ “ 1,000,000, “ 500,000.....	75 00
“ “ over \$1,000,000	100 00

These figures are merely suggestive. That there should be such a change in the law, as would provide for an increase in the fees charged for the reasons mentioned, as well as for other reasons that will occur, I have no doubt, and I respectfully submit the matter to the judgment and consideration of the General Assembly.

The index to the records of incorporations is imperfect, and not such an index as its importance demands. The many companies incorporated during the past thirty-two years, since June, 1851—the records thereof filling twenty-eight volumes—indexed without reference to vowels, make the search for names quite tedious, and renders it oftentimes difficult to trace the history and changes of corporations. The importance of making correct searches would suggest the preparing of a new and better systematized index. No appropriation is now asked for that purpose, as I believe, should the work be done, the expense thereof can be paid out of the usual appropriation for extra clerk hire made for this department.

MUNICIPAL CORPORATIONS.

During the past year, fifteen villages have been incorporated, and additional territory has been added to eleven others.

REVISED STATUTES.

Under the authority given for the sale of copies of the Revised Statutes of Ohio there have been but 16 copies sold during the year, for which \$80.00 were received, and that sum has been paid into the State Treasury. Being the

first edition—of 1880—without notes or references to the amendments of the past three years, the demand for the same has almost ceased, and but few more copies, it is reasonable to suppose, could be sold. There are now on hand of this edition, 1,654 copies of the first volume, and 1,736 of the second volume. The value of these will decrease with each year.

The General Assembly, last winter, by Senate Joint Resolution No. 61, authorized the Secretary of State to exchange all the copies of the old edition on hand, not exceeding 1850, for an equal number of the new or third edition, as corrected and revised, containing notes and references to all amendments up to the present time, upon terms fixed by said resolution. Such exchange had become advisable, otherwise this department could have furnished to the incoming Legislature only the old or first edition.

The General Assembly, last year, authorized the purchase of 200 copies of the second edition, known as the Derby edition, but this supply is entirely exhausted. The two Houses, at the last session, adopted a resolution permitting the members to retain the copies in their possession, and this left barely enough of that edition to supply the Supreme Court Commission. Under the authority of the joint resolution referred to, I have contracted with H. W. Derby & Co. for such number of these new statutes as it may be deemed advisable to exchange, upon the terms and conditions mentioned in the joint resolution. The publishers have notified this department that they will furnish the work early in December, ready for binding, in ample time to supply copies to the General Assembly at the beginning of its session.

SUPREME COURT REPORTS.

The number of volume 38, of the Ohio State Reports, provided for by law, has been received, and copies of the same have been distributed in accordance with law, as follows: issued to county clerks, 88; to states and territories, 45; to Supreme Court, library and reporter, 15; to Supreme Court Commission, 11; to State officers, 9; leaving still on hand, 182 copies.

The statute undoubtedly contemplates, and it has been the custom to furnish one copy of each report, as soon as published, to the clerk of the court of each county, for the use of such court; but there is no specific provision to that effect. It would be better to have the distribution thereof more definitely provided for by statute.

In addition to the above, volumes of former reports have been distributed, viz.: to Clerk of Court of Delaware county, volumes 4 and 25, Ohio State Reports; to Clerk of Court of Washington county, volumes 1, 2, 3, 5, 6, 10, and 13, Ohio Reports, and volumes 13 and 31, Ohio State Reports; to Clerk of Court of Fairfield county, volumes 6 and 34, Ohio State Reports; to Supreme Court Commission, four full sets of Ohio Reports, and Ohio State Reports; to

Clerk of Court of Harrison county, volumes 1, 10, 12 and 13, Ohio Reports, and volumes 9, 11, 20, 25 and 35, Ohio State Reports; to Auditor of State, volume 37, Ohio State Reports.

OHIO STATE REPORTS.

A joint resolution was passed April 19, 1883, authorizing the Secretary of State to sell, on such terms as he may deem advisable, any odd volumes of the Ohio State Reports, now in his possession. As this department is expected, under the law, to furnish lost volumes to the courts of the State, thus constantly breaking sets, and believing it was intended to hold these reports, in order that the State might thus supply odd volumes through years to come, I have not deemed it advisable to dispose of any of said State Reports, as authorized by the resolution mentioned. The number of copies on hand of the several volumes widely varies, as will be seen by the following list:

SUPREME COURT REPORTS ON HAND.

Volume.	Ohio Reports.	Ohio State Reports.	Volume.	Ohio Reports.	Ohio State Reports.
1.....	245	322	20.....	359	126
2.....	249	266	21.....		121
3.....	243	389	22.....	20	140
4.....	245	288	23.....	7	140
5.....	243	303	24.....		126
6.....	249	301	25.....		136
7.....	248	300	26.....		126
8.....	241	299	27.....		139
9.....	234	295	28.....		138
10.....	230	301	29.....		136
11.....	350	301	30.....		97
12.....	304	304	31.....		102
13.....	422	294	32.....		176
14.....	297	307	33.....		164
15.....	388	309	34.....		183
16.....	361	255	35.....		172
17.....	101	263	36.....		182
18.....	119	272	37.....		195
19.....	74	146	38.....		182

The contract now existing under joint resolution of April 17, 1882, for the publication of the Ohio State Reports expires June 23, 1884. It will be the duty of the General Assembly to authorize the making of a new contract.

STATIONERY.

I am pleased to report that in this department there has been a marked saving during the past year. The amount of stationery disbursed during the previous year was over \$13,000 in value, and judging by the amounts used in

former years, it was apprehended that the sum appropriated for this purpose, for the present year, would not be sufficient. It is gratifying to state that the appropriation will prove ample, notwithstanding the additional demand upon that fund on account of the Supreme Court Commission, and from other causes. In purchasing supplies, they have always been bought where they could be obtained the cheapest; sealed estimates having been asked for, accompanying which samples of the goods were required to be submitted. In nearly all cases, supplies were purchased at a very material reduction in price.

In the distribution of stationery, and other necessary articles for the use of the General Assembly, I would suggest a plan that would prevent much criticism and inconvenience, and lead to a desirable saving to the State—that is, that a joint resolution be passed, providing that blank requisitions upon the sergeant-at-arms of the respective Houses be furnished members thereof, and these officers directed to supply the members with the necessary stationery upon their written requisitions. Under the present system there is no responsibility for these supplies after they reach the sergeants-at-arms; and, intending no criticisms here, members of former legislatures have held that these bodies did not receive all the stationery with which they were charged; thus injustice was often done the supplying officer, who had no means of verifying his accounts, while, at the same time, each member thereof being equally responsible, was subjected to charges of wastefulness and extravagance.

A plan, such as is suggested above, would be a safe-guard to all; would secure the delivery of stationery to members at less trouble, and would show exactly to whom the supplies go that are drawn by the sergeants-at-arms.

PAPER CONTRACTS.

Sealed proposals were invited, by advertisement in accordance with law, for the paper necessary for the use of the State, for the year beginning November 1. The bids were opened on the 3d day of September by the Commissioners of Public Printing, and the following persons being the lowest bidders, and having furnished approved bonds, were awarded the contracts for the several kinds of paper, as follows:

To the Ohio Paper Company, of Miamisburg—double super royal, at 7 74-100 cents per pound. To Chatfield & Woods, of Cincinnati—double flat cap, at 11 49-100 cents per pound; brochure cover, at 9 49-100 cents per pound; demy, at 13 49-100 cents per pound; post-office paper, at 9 74-100 cents per pound; medium, at 11 54-100 cents per pound; double medium, at 10 99-100 cents per pound. To Cleveland Paper Company—flat letter, at 11 44-100 cents per pound; flat cap, at 13 45-100 cents per pound. To Central Ohio Paper Company, of Columbus—imperial, at 16 95-100 cents per pound; linen folio, at 13 98-100 cents per pound. To Hann & Adair, card board, at 12 cents per

pound. The figures at which the awards were made, are favorable to the State, being a reduction from the prices paid the previous year of from three to twenty-eight per cent.

FEEES.

The total amount of fees received by this office during the past fiscal year was \$2,609.05. The amount received by my predecessor from November 18, 1882, to January 8, 1883, as shown by the record of fees, was \$342.90. From the latter date, when the present incumbent took charge, to the close of the fiscal year, there was collected \$2,266.15. This was derived, principally, from furnishing certified copies of articles of incorporation. Of this amount, \$1,000 has been retained as a portion of my salary, in accordance with the act of April 18, 1881, and the balance—\$1,266.15—paid, quarterly, as collected, into the State Treasury.

The fees of this office might be largely and justly increased, if the suggestions made in the former part of this report should be carried out.

STATISTICS.

Accompanying this report will be found the statistical information gathered in compliance with the statute from State and county officers, and from other reliable sources. It has been my endeavor to make this department an inviting feature; not aiming simply to "pad" it out, but sparing no pains to secure the utmost accuracy. The county officials have, almost without exception, been quite prompt in furnishing the information called for, and have cheerfully met all demands made upon them for statistical returns, for which promptness I feel impelled to express my thanks. The imperfect system of gathering statistics, the vagueness of returns, necessarily leads to some inaccuracies, which, as far as possible, have been avoided.

ELECTION TABLES.

The election statistics will, I feel confident, be found accurate and complete. In view of the Presidential contest of the coming year, when not only the public, but more especially political statisticians, will desire complete tables for reference, the vote by townships for the four preceding years is tabulated, being one year more than has heretofore been given in these reports. This is done in order to include the vote of 1880, which, with the three succeeding years, gives ample figures upon which to estimate. The Presidential vote by counties for 1872, 1876, and 1880 is also, for similar reasons, given in this department.

WEIGHTS AND MEASURES.

From an appropriation of \$1,500, made by the Legislature in 1881, twelve copies of Standard Weights and Measures were procured by my predecessor,

at a cost of \$115 per copy. The statute authorizes their sale to cities, etc., at cost. But one copy of these has been sold—none during the present year—and the other eleven are on hand to supply any demand. There have been but few inquiries for the same.

CONSTITUTIONAL AMENDMENTS.

The General Assembly, last winter, submitted three proposed amendments to the Constitution of Ohio, which were voted upon at the recent elections; complete tables giving the vote upon each of these amendments will be found among the election statistics presented.

The amendments were published in newspapers in each county six months, as provided by the Constitution. The Secretary of State, as required by the act of April 5, 1883, ordered these proposed amendments published in one paper of each party in the several counties, and in the German press. The cost of the judicial amendment, as measured by the Supervisor of Printing, at sixty per cent. of legal rates, is \$131.88 for each paper that published the same the full time; and for the proposed amendment to schedule 18, the cost for each paper is \$72.80, making the cost of the two, \$204.68 for each journal. The total cost thereof for all the papers, in English and German, cannot be estimated with exactness at present, but will approximate \$46,000. For the payment of this work no provision was made at the last session, a bill which passed the Senate, making the necessary appropriation, having failed to pass the House. It would seem that a Legislature submitting an amendment should provide for the prompt payment of the cost of publication, so that publishers would not be required to wait for months, as in this instance, after the work was completed. Since the election, when the publication ceased, I have sent out blank vouchers to publishers. These have been filled out and approved by the county commissioners, as the law directs, and the same are now on file in this office awaiting the action of the General Assembly. I respectfully call attention to this matter, and suggest that an appropriation for the payment of these claims should be made at an early day.

INSPECTION OF GAS METERS, ETC.

The Secretary of State is made the custodian of all the apparatus and property belonging to the State for the inspection of illuminating gas and gas-meters, and the testing of the registration of meter provers. The apparatus for this purpose, in charge of this department, was found broken and useless. To enable the Secretary to perform the duties required by the statute it will be necessary to purchase new apparatus or repair the old. Section 3555, of the Revised Statutes, provides that such apparatus shall be provided at the expense of the gas companies of the State, but no provision is made as to how such

expense shall be assessed. The necessary apparatus should either be provided or the duties involved should be otherwise provided for. There has, however, been but one application to have meter proyers tested and sealed during the year.

MISCELLANEOUS.

The original manuscript journals and records, placed in charge of this office, are not in as good condition as they should be, and provision should be made for their better care and preservation. Many of these volumes are stored away in the stationery room, in dark corners, inconvenient for reference, and unprotected from dust or exposure. A room suitable for the purpose should be provided for them.

The book or packing-room in the basement is crowded with old books and documents, many of which are out of date, and of little or no value. These might be sold as old paper, especially where there is a large number of the same volume on hand, and thus make room for later reports and documents that annually accumulate.

A roster of State officials, and those connected with the various departments and State institutions, with a complete list of county officers and justices of the peace, will be found accompanying this report; also, the usual educational, judicial, social, and vital statistics, gathered in accordance with law. With this is presented, also, statistical matter obtained from officials of other States, the amount of State debts, of the general tax duplicate, of State taxes, etc., with other information that will prove of value to legislators and political economists.

For the prompt and efficient manner in which the work of this department has been performed by the chief clerk and his assistants during the year, it is proper that I should express my acknowledgments, assured of the fact that they have been faithful to duty and to the public interests.

I am pleased to state that there will be no deficiency in any of the funds over which this department has control. I am, very respectfully,

Your obedient servant,

JAS. W. NEWMAN,
Secretary of State.



OFFICIAL ROSTER OF OHIO FOR 1883-84.

(AS REPORTED BY EACH DEPARTMENT.)

INCLUDING THE HEADS OF DEPARTMENTS AND APPOINTED OFFICERS,
JUDGES OF THE COURTS, AND TIMES OF HOLDING COURTS, TRUS-
TEES AND OFFICERS OF STATE EDUCATIONAL, REFORMATORY
AND BENEVOLENT INSTITUTIONS, MEMBERS OF THE GEN-
ERAL ASSEMBLY OF OHIO, APPORTIONMENT OF THE
GENERAL ASSEMBLY, COUNTY OFFICERS, ETC.

STATE OFFICERS FOR 1883-84.

ELECTIVE OFFICERS.

Office.	Name.	Residence.	Term expires.
Governor.....	Charles Foster.....	Fostoria	2d Monday in Jan'y, 1884
Lieut. Governor	Reese G. Richards..	Steubenville	" " " 1884
Secretary of State..	James W. Newman	Portsmouth	" " " 1885
Auditor of State ...	John F. Oglevee	Springfield	" " " 1884
Treasurer of State..	Joseph Turney	Cleveland	" " " 1884
Attorney-General..	D.A. Hollingsworth ¹	Cadiz	" " " 1884
Commissioner of Common Schools	Daniel DeWolf.....	Toledo	" " " 1884
Board of Public Works	Leo Weltz ²	Wilmington	2d Tuesday in Feb'y, 1884
	George Paul	Cuyahoga Falls	" " " 1885
	Henry Weible	Delphos	" " " 1886
	John W. Okey.....	Columbus	February 9, 1888.
Judges of the Su- preme Court...	Geo. W. McIlvaine..	N. Philadelphia	" 1886.
	Wm. W. Johnson...	Ironton	" 1885.
	John H. Doyle ³	Toledo	
Clerk of Sup. Court	William H. Upson ⁴ ..	Akron.....	
	Dwight Crowell.....	Geneva.....	February 4, 1884.

¹ Appointed April 21, 1888, vice George K. Nash, appointed member of Supreme Court Commission.

² Appointed July 9, 1883, vice S. R. Hosmer, died July 4, 1883.

³ Appointed March 10, 1883, vice Nicholas Longworth, resigned March 9, 1883.

⁴ Appointed March 14, 1883, vice William White, died March 12, 1883.

OFFICERS ELECTED OCTOBER 9, 1883.

Office.	Name.	Residence.	Term expires.
Governor.....	George Hoadly ...	Cincinnati..	2d Monday in Jan., 1886
Lieutenant-Governor.....	John G. Warwick	Massillon...	" " " 1886
Auditor of State	Emil Kiesewetter	Columbus ..	" " " 1888
Treasurer of State.....	Peter Brady	Bellevue ..	" " " 1886
Attorney-General.....	James Lawrence..	Cleveland ..	" " " 1886
Com'ner of Com. Schools...	Leroy D. Brown ..	Hamilton...	" " " 1887
Member B'rd of Pub. Works	John P. Martin...	Xenia	" " " 1887
Judges of Supreme Court }	Martin D. Follett	Marietta....	" " " 1887
	Selwyn N. Owen..	Bryan	" " " 1889
Clerk of Supreme Court	J. W. Cruikshank	Troy	" " " 1887

OFFICERS BY APPOINTMENT—HEADS OF DEPARTMENTS.

Office.	Name.	Residence.	Term.	
			Years.	Expires.
Adjutant-General	Samuel B. Smith.....	Dayton	2	Jan. 14, 1884
Assistant Adjutant-General.....	Henry A. Axline.....	Zanesville.....	2	" 14, 1884
Commissioner of Railroads and Telegraphs.....	H. Sabine	Richwood	2	Feb. 25, 1885
Superintendent of Insurance.....	Chas. H. Moore.....	Columbus	3	June 3, 1884
Supervisor of Public Printing.....	Joshua K. Brown.....	Cambridge	2	Apr. 14, 1885
Inspector of Mines.....	Andrew Roy	Coalton	4	Feb. 14, 1884
Commissioner of Labor Statistics.....	Henry Luskey.....	Cincinnati	2	Apr. 12, 1885
State Librarian	Howard L. Conard	Columbus	2	" 15, 1885
Law Librarian	Frank N. Beebe	"	3	Sept. 25, 1886
Secretary State Board of Agriculture.....	W. I. Chamberlain.....	"	1
Secretary Board of State Charities.....	Albert G. Byers.....	"	1

SUPREME COURT COMMISSION.

Name.	Residence.	Term.	Commission expires.
Moses M. Granger	Zanesville	Two years.....	April 17, 1885
George K. Nash	Columbus	"	" "
Franklin J. Dickman.....	Cleveland	"	" "
Charles D. Martin	Lancaster	"	" "
John McCauley.....	Tiffin	"	" "

OFFICIAL ROSTER OF CIVIL AND MILITARY STAFF OF GOVERNOR CHARLES FOSTER—EXECUTIVE DEPARTMENT.

CIVIL STAFF.

Name.	Office.	Residence.	Term of office.	Term expires.
Charles Foster ¹	Governor.....	Fostoria.....	Two years.....	} Second Monday in January, 1884.
F. D. Mussey.....	Private Secretary	Cincinnati.....	
E. T. Hall.....	Executive Clerk	Columbus	
Michael Steinfeld.....	Assistant Clerk	"	

¹ George Hoadly, elected Governor of Ohio, for term expiring second Monday in January, 1886.

MILITARY STAFF.

Name.	Office.	Residence.	Rank.
Samuel B. Smith.....	Adjutant General, Inspector-General, and Chief of Staff.....	Dayton.....	Major-General.
Louis Seas ngood.....	Quartermaster-General, and Commissary-General of Subsistence.....	Cincinnati.....	Brigadier-General.
William C. Cooper...	Judge Advocate-General	Mt. Vernon.....	" "
John N. Beach.....	Surgeon-General.....	West Jefferson..	" "
Henry A. Axline.....	Asst. Adjutant General..	Zanesville.....	Colonel.
George N. Gray.....	Chief of Engineers.....	Ironton.....	"
Tim. E. McNamara...	Aid-de-Camp.....	Cincinnati.....	"
George A. Garretson	".....	Cleveland.....	"
Charles E. Groce.....	".....	Circleville.....	"
William S. Kent.....	".....	Kent.....	"
James H. Sprague ...	".....	Norwalk.....	"
Joseph C. Wherle....	".....	Newark.....	"
Frank S. Case.....	".....	Bellefontaine...	"
Daniel P. Bosworth..	".....	Marietta.....	"
Thos. H. Anderson....	".....	Cambridge.....	"
Evan Morris.....	".....	Girard.....	"

STATE HOUSE POLICE AND ATTENDANT.

Name.	Office.	Residence:	Term expires.
John J. Adams.....	Day policeman.....	Columbus.....	} Second Monday in January, 1884.
John W. Lingo.....	Night policeman.....	".....	
Joseph M. Patterson.....	Visitors' attendant....	Piqua.....	

DEPARTMENT OF STATE.

Name.	Office.	Residence.	Term of office.	Term expires.
James W. Newman..	Secretary of State.....	Portsmouth ..	Two years	} Second Monday in January, 1885.
S. L. Reeves.....	Chief Clerk.....	Lancaster.....	"	
J. E. Hebard.....	Statistician.....	Gallipolis.....	"	
Felix E. Breen.....	Corporation Clerk.....	Sandusky.....	"	
James K. Newcomer	Stationery Clerk.....	Wilmington ..	"	
Hamer D. Hunt.....	Recording Clerk.....	Warren.....	"	
Thomas G. Howell...	Supt. Book and Packing Department.....	Portsmouth ..	"	
Wm. H. Domigan....	Shipping Clerk.....	Columbus.....	"	
Philip Williams.....	Messenger.....	".....	"	

AUDITOR OF STATE.

Name.	Office.	Residence.	Term of office.	Term expires.
John F. Oglevee ¹	Auditor of State	Springfield ..	4 years.	Second
Chas. H. Ostrander ² ..	Chief Clerk	Cleveland.....	"	Monday
J. J. Hanna ³	Chief Book-keeper	Springfield..	"	in Jan-
Jas. A. Williams.....	Railroad and Bank Clerk.....	Columbus....	"	uary,
J. B. Neville ⁴	Chief Clerk Land Department.	Columbus....	"	1884.
Jno. R. Malloy	Clerk Trust Fund and Canal...	Columbus....	"	
Miss E. B. Eagleson	Statistical Clerk.....	Columbus....	"	
Horace N. Matthews	Clerk	Marietta		

¹ Emil Kieseewetter, elected Auditor of State for term expiring Second Monday in January, 1888.

² Vice John T. Matthews, died September 29, 1883.

³ Vice C. H. Ostrander, promoted.

⁴ Vice J. J. Hanna, promoted.

TREASURER OF STATE.

Name.	Office.	Residence.	Term of office.	Term expires.
Joseph Turney, ¹	Treasurer of State ..	Cleveland	2 years.	Jan. 14, 1884.
Henry S. Babbitt.....	Cashier	Columbus	"	"
William J. Turney	Book-keeper	Cleveland	"	"
Charles E. Albright.....	Book-keeper	Columbus	"	"
Hiram S. Falor.....	Messenger	Akron	"	"
John E. Evans.....	Watchman	Columbus.....	"	"
Frank D. Carlisle.....	Watchman.....	Mt. Gilead.....	"	"

¹ Peter Brady, elected Treasurer of State for term expiring second Monday in January, 1886.

COMMISSIONER OF COMMON SCHOOLS.

Name.	Office.	Residence.	Term of office.	Term expires.
Daniel F. DeWolf ¹	Commissioner	Toledo	3 years.	Jan. 14, 1884.
J. E. Sater	Chief Clerk	Columbus.....	"	"
Emma D. Walker.....	Second Clerk	Toledo	"	"

¹ Leroy D. Brown, elected Commissioner of Common Schools for term expiring second Monday in January, 1887.

ATTORNEY-GENERAL.

Name.	Office.	Residence.	Term of office.	Term expires.
D. A. Hollingsworth ¹ ...	Attorney-general ...	Cadiz	2 years.	2d Monday in January, 1884.
W. B. Beebe	Clerk	Columbus	2 years.	2d Monday in January, 1884.
Hiram S. Falor.....	Messenger.....	Akron.....		

¹ James Lawrence, elected Attorney-General for term expiring second Monday in January, 1886.

BOARD OF PUBLIC WORKS.

Name.	Office.	Residence.	Term of office.	Term expires.
George Paul, Pres.	Member of Board...	Cuyahoga Falls.....	3 years.	2d Tuesday in Feb., 1885.
Henry Weible.....	"	Delphos	3 "	2d Tuesday in Feb., 1886.
Leo Weltz ^{1 2}	"	Wilmington	3 "	2d Tuesday in Feb., 1884.
John B. Gregory ..	Chief Engineer	Columbus	2 "	May 22, 1884.
T. Dwight Paul....	Resident Engineer..	Akron.....	1 year.	Feb. 15, 1884.
W. C. Safford.....	"	Waverly	1 "	"
John W. Erwin ...	"	Hamilton	1 "	"
A. C. Williams	Secretary	Columbus	1 "	"
J. W. Horton	Clerk	"	1 "	"
L. C. Schnell.....	Superintendent	Akron.....	1 "	April 1, 1884.
Patrick Callanan ..	"	New Philadelphia..	1 "	"
A. D. Leib	"	Millersport	1 "	"
T. J. Guin	"	Chillicothe	1 "	"
J. K. Anderson	"	McConnelville	1 "	"
Harlow White.....	"	Logan	1 "	"
W. H. Dumont.....	"	Lockland	1 "	"
Jarvis Landon.....	"	Piqua	1 "	"
D. H. Hancock.....	"	Napoleon	1 "	"

¹ Appointed—vice S. R. Hoamer died July 4, 1883.

² John P. Martin, elected Member Board of Public Works for term expiring second Tuesday in February, 1887.

COMMISSIONERS OF PUBLIC PRINTING.

Name.	Office.	Residence.	Term of office.	Term expires.
Jas. W. Newman, Secretary of State.....	Ex-officio Commissioners.	Portsmouth ..	2 years.	2d Monday in January, 1885.
John F. Oglevee, Auditor of State.....		Columbus	4 "	2d Monday in January, 1884.
D. A. Hollingsworth, Attorney-general		Cadiz	2 "	2d Monday in January, 1884.

COMMISSIONERS OF THE OHIO STATE LIBRARY.

Name.	Office.	Residence.
Charles Foster, Governor..... Jas. W. Newman, Secretary of State Howard L. Conard, State Librarian..	Ex-officio Commissioners....	{ Postoria. Portsmouth. Columbus.

COMMISSIONERS OF SINKING FUND.

Name.	Office.	Residence.	Term of office.	Term expires.
John F. Oglevee, Auditor of State, President	Ex-officio Commis- sioners.	Springfield..	4 years.	2d Mon. in Jan., 1884.
Jas. W. Newman, Secretary of State, Secretary		Portsmouth	2 "	2d Mon. in Jan., 1885.
A. D. Hollingsworth, Att'y-general..		Cadiz	2 "	2d Mon. in Jan., 1884.
C. C. Wheeler.....	Clerk	Mt. Gillead..	↓
F. D. Carlisle.....	Mess'ger.	Columbus

OHIO STATE BOARD OF AGRICULTURE.

Name.	Office.	Residence.
W. N. Cowden	President	Quaker City.
L. B. Harris	Treasurer	Upper Sandusky.
W. I. Chamberlain.....	Secretary	Columbus.
James W. Fleming	Assistant Secretary	"
Leo Weltz	Wilmington.
Wm. S. Foster	Urbana.
J. C. Levering	Levering.
C. D. Bailey	Gallipolis.
J. H. Brigham	Delta.
N. A. Sims.....	Columbus.
L. N. Bonham	Oxford
H. Talcott	Jefferson.....

OHIO BOARD OF STATE CHARITIES.

Name.	Residence.	Date of appointment.	Term expires.
Governor Charles Foster	Fostoria	President ex-officio.....
Roeliff Brinkerhoff	Mansfield	April 23, 1881	April 22, 1884.
Charles Boesel.....	New Bremen.....	April 23, 1881.....	April 22, 1884.
Joseph Perkins.....	Cleveland	April 23, 1882.....	April 22, 1885.
John W. Andrews.....	Columbus	April 23, 1882.....	April 22, 1885.
Miles D. Carrington.....	Toledo	April 23, 1883.....	April 22, 1886.
William Howard Neff.....	Cincinnati	April 23, 1883.....	April 22, 1886.
Secretary, Albert G. Byers	Columbus

OHIO STATE FISH COMMISSION.

Name.	Residence.	Term of office.	Term expires.
Charles W. Bond.....	Toledo.....	3 years	March 31, 1884.
Halsey C. Post.....	Sandusky.....	3 years	March 31, 1884.
Len. A. Harris	Cincinnati	3 years	March 31, 1884.

ADJUTANT-GENERAL—(Ex-officio Superintendent of State House.)

Name.	Office.	Residence.	Term of office.	Term expires.
Samuel B. Smith	Adjutant-general.....	Dayton	2 years.	Jan. 14, 1884.
Henry A. Axline.....	As't Adjutant-general.....	Zanesville.....	"	"
John P. Slemmons	Chief Clerk	Richwood	"	"
David Lanning.....	Transcribing Clerk	Coshocton	"	"
John W. Chapin.....	"	Columbus	"	"
Charles F. King.....	"	Georgetown.....	"	"
J. Stewart Lowe.....	"	Steubenville.....	"	"
J. B. Allender.....	Sup't State Arsenal and Ordnance.....	Cleveland	"	"
I. W. Tucker.....	Sup't of Laborers.....	Columbus	"	"
Michael O'Boyle.....	Sup't of Flag-Room.....	Dayton	"	"
F. Schaub.....	Regular Labor	Columbus	"	"
C. Higginbotham.....	"	"	"	"
Edward Hartley.....	"	"	"	"
George Ogden.....	"	"	"	"
George Riley.....	Extra Labor	"	"	"
D. Davis.....	"	"	"	"
Isaac Angle.....	"	"	"	"
S. H. Helmer.....	" (Carp'r)	Osborn	"	"
I. W. Logan	Engineer and Superin- tendent of Improve- ment	Columbus.....	"	"
W. C. Glaize	Fireman	Tiffin	"	"
J. M. Goss	"	"	"	"

COMMISSIONER OF RAILROADS AND TELEGRAPHS.

Name.	Office.	Residence.	Term of office.	Term expires.
H. Sabine.....	Commissioner	Richwood	2 years.	Feb'y 25, 1885.
H. L. Wilgus.....	Clerk	Conover	"	"

STATE INSURANCE DEPARTMENT.

Name.	Office.	Residence.	Term of office.	Term expires.
Charles H. Moore	Superintendent	Columbus	3 years.	June 3, 1884.
Jacob A. McEwen.....	Chief Clerk	Cambridge.....	"	"
William H. Lott.....	Extra Clerk	Columbus	"	"
George W. Copelen...	Book-keeper	Mt. Wash'ton	"	"
John D. Herr	Corresponding Clerk...	Columbus	"	"
George A. Bell.....	Mailing Clerk.....	Columbus	"	"

SUPERVISOR OF PUBLIC PRINTING AND BINDING.

Name.	Office.	Residence.	Term of office.	Term expires.
Joshua K. Brown.....	Supt. Public Printing..	Cambridge.....	2 years.	April 14, 1885.
M. C. Lilley	Supt. State Bindery....	Columbus	"	"
George C. Schmelz....	Foreman State Bind'y.	"	"	"
John Corbett	Driver	"	"	"

INSPECTOR OF MINES.

Name.	Office.	Residence.	Term of office.	Term expires.
Andrew Roy.....	State Inspector.....	Coalton.....	4 years.	Feb'y 14, 1884.
John P. Williams.....	Assistant Inspector....	Church Hill...	"	"
Isaac Stroud.....	Messenger	Columbus	"	"

BUREAU OF LABOR STATISTICS.

Name.	Office.	Residence.	Term of office.	Term expires.
Henry Luskey.....	Commissioner.....	Cincinnati	2 years.	April 12, 1885.
Isaac Stroud.....	Messenger	Columbus

STATE LIBRARY.

Name.	Office.	Residence.	Term of office.	Term expires.
Howard L. Conerd....	State Librarian	Columbus	2 years.	April 15, 1885.
Mary C. Harbaugh ...	Assistant Librarian...	Columbus	" "	" "

LAW LIBRARY.

Name.	Office.	Residence.	Term of office.	Term expires.
Frank N. Beebe	Law Librarian	Columbus	3 years.	Sept. 25, 1886.
James M. Bell.....	Ass't Law Librarian...	Columbus	1 year..	Aug. 15, 1884.

ROSTER OF OHIO STATE INSTITUTIONS.

OHIO STATE UNIVERSITY, COLUMBUS.

BOARD OF TRUSTEES.

Name.	Residence.
T. J. Godfrey.....	Celina.
T. Ewing Miller.....	Columbus.
J. H. Anderson.....	Columbus.
James T. Jamison.....	Cadiz.
S. H. Ellis.....	Springboro.
Thomas A. Cowgill.....	Kennard.

OFFICERS OF THE BOARD.

Name.]	Residence.
T. Ewing Miller, President.....	Columbus.
Albert Allen, Secretary ¹	"
Henry S. Babbitt, Treasurer.....	"

¹Resigned—Alexis Cope appointed to serve from January 1, 1884.

EXECUTIVE COMMITTEE.

L. B. Wing, Chairman; T. J. Godfrey, T. E. Miller.

FARM COMMITTEE.

S. H. Ellis, Chairman; L. B. Wing, James B. Jamison.

FINANCE COMMITTEE.

T. A. Cowgill, Chairman; J. H. Anderson, James B. Jamison.

FACULTY.

WILLIAM H. SCOTT,

President, and Professor of Philosophy and Political Economy.

EDWARD ORTON, PH.D., LL.D.,

Professor of Geology.

SIDNEY A. NORTON, PH.D., LL.D.,

Professor of General and Applied Chemistry.

NORTON S. TOWNSHEND, M.D.,

Professor of Agriculture and Veterinary Science.

ROBERT W. McFARLAND, A.M., LL.D.,

Professor of Mathematics and Civil Engineering.

ALBERT H. TUTTLE, M.Sc.,

Professor of Zoology and Comparative Anatomy.

STILLMAN W. ROBINSON, C.E.,

Professor of Mechanics.

THOMAS C. MENDENHALL, PH.D.,

Professor of Physics.

NATHANIEL W. LORD, E.M.,

Professor of Mining and Metallurgy.

SAMUEL C. DERBY, A.M.,

Professor of the Latin Language.

WILLIAM R. LAZENBY, A.G.B.,

Professor of Agriculture and Botany.

JOSIAH R. SMITH, A.M.,

Professor of the Greek Language.

CYNTHIA U. WELD, A.M.,

Assistant Professor of History and the English Language and Literature.

GEORGE RUHLEN,

First Lieut. 17th Infantry, U. S. A., Professor of Military Science and Tactics, and Assistant Professor of Mathematics.

FRANK H. ELDRIDGE,

Assistant Engineer U. S. N., Professor of Steam Engineering.

ALICE WILLIAMS,

Instructor in the French and German Languages.

S. C. DERBY, A.M.,

Librarian.

EMMA LEHNER,

Assistant Librarian

OHIO UNIVERSITY, ATHENS.

BOARD OF TRUSTEES.

Name.	Residence.	Appointed.
Chas. W. Super, (<i>ex-officio</i>)	Athens	
Charles Foster, (<i>ex-officio</i>)	Fostoria	
Amos Miller	Ashland, Nebraska	1832
A. G. Brown	Athens	1841
V. B. Horton	Pomeroy	1844
John Welch	Athens	1848
Robert Wright	Logan	1852
Horace Wilson	Columbus	1853
J. E. Hanna	McConnelsville	1854
George M. Woodridge	Marietta	1857
E. H. Moore	Athens	1861
Wm. Waddle	Chillicothe	1864
H. S. Bundy	Wellston	1864
William P. Johnson	Philadelphia	1866
Thomas Ewing	Lancaster	1875
George W. Boyce	Cincinnati	1875
W. W. Johnson	Ironton	1875
John Hancock	Dayton	1877
James W. Bannon	Portsmouth	1881
Perry Wiles	Zanesville	1881

OFFICERS OF THE BOARD.

Name.	Residence.
Charles W. Super, Acting President	Athens.
E. H. Moore, Treasurer	"
L. M. Jewett, Auditor and Secretary	"

EXECUTIVE COMMITTEE.

Name.	Residence.
A. G. Brown	Athens.
E. H. Moore	"
John Welch	"
Geo. W. Boyce	Cincinnati.
J. W. Bannon	Portsmouth.
H. S. Bundy	Wellston.

FACULTY.

CHARLES W. SUPER, A.M., Ph.D.,
Acting President, Professor of Greek and Instructor in German.

WILLIAM HOOVER, A.M.,
Professor of Mathematics.

CARL LEO MEES, M.D.,
Professor of Physical Science.

DAVID J. EVANS, A.M.,
Professor of Latin.

GEO. P. COLER, A.B.,
Principal of Preparatory Department.

J. R. ALLEN,
Assistant in Preparatory Department.

MARY E. WHITTLESEY,
Instructor in Music.

C. W. SUPER, A.M.,
Librarian.

D. J. EVANS, A.M.,
Secretary.

OHIO INSTITUTION FOR THE EDUCATION OF THE DEAF AND DUMB, COLUMBUS.

BOARD OF TRUSTEES.

Name.	Residence.
A. H. Moss, President.....	Sandusky.
F. C. Sessions, Secretary.....	Columbus.
W. S. Jones.....	Waverly.
C. M. Finch.....	Portsmouth.
J. Scott.....	Lebanon.

OFFICERS.

Amasa Pratt Superintendent

THE SCHOOL INSTRUCTORS.

ACADEMIC DEPARTMENT.

Benjamin Talbot, Robert Patterson.

GRAMMAR DEPARTMENT.

John D. H. Stewart, R. P. McGregor,
R. H. Atwood, C. N. Haskins,
Augustus B. Greener.

PRIMARY DEPARTMENT.

George W. Halse, Blanche Filler,
A. H. Schorg, Carrie M. Feasley,
M. G. Raffington, Mary B. Straw,
M. Annie Byers, Cassie H. Smith,
M. C. Bierce, Annie E. Frost,
Fannie G. Camp, Mary R. Rose,
Park Terrel, Sarah Noyes,
Jennie A. Shrom, Leonce A. Odebrecht.

ARTICULATION DEPARTMENT.

Louisa K. Thompson, Anna Chidester.

THE FAMILY.

G. W. Wakefield Steward.
D. N. Kinsman Physician.
Helen A. Rose Matron.
Mary High Assistant Matron.
Sarah R. Buckland Assistant Matron.
Jennie Warner Housekeeper.

THE SHOPS.

Parley P. Pratt Master of Shoe Shop.
Joshua K. Brown Supervisor of Public Printing.
Mitchell C. Lilley Master of Book Bindery.
Edward J. Scott Master of Printing Office.
John W. Keen Master of Carpenter Shop.

OHIO INSTITUTION FOR THE EDUCATION OF THE BLIND,
COLUMBUS.

BOARD OF TRUSTEES.

Name.	Residence.
Harmon Austin, President	Warren.
E. T. Drayten, Secretary.....	Ashland.
S. D. Houpt.....	Findlay.
Samuel Thompson.....	Columbus.
James Poindexter.....	Columbus.

OFFICERS.

Name.	Residence.
G. L. Smead, Superintendent	Columbus.
Henry Snyder, teacher	"
Frank Lumb, teacher.....	"
Miss Laura Strother, teacher.....	"
Miss Lottie Austin, "	"
Miss Stella Wright, "	"
Miss Hattie Dunbar, "	"
H. J. Nothnagle, "	"
James McCombs, "	"
A. L. Bohrer, "	"
John Bitzer, "	"
Miss Joanna Donovan, "	"
Miss Mary A. Tipton, "	"
Miss Lena Ernst, "	"
Miss Katie Henderlick, music reader.....	"
Henry Haunstein, teacher	"
Miss Ruth C. Bartlett, teacher	"
Miss Mary Wainwright, teacher.....	"
Miss Jennie Fulters, teacher	"
John McCarthy, Steward	"
Mrs. C. Armstrong, House-keeper.....	"
Mrs. O. M. Brown, Matron	"
Mrs. Harriet Chalfant, Assistant Matron.....	"
Miss Mattie L. McKibben, Assistant Matron.....	"
Miss Nettie Flowers, Music Reader.....	"

**OHIO INSTITUTION FOR THE EDUCATION OF FEEBLE-MINDED
YOUTH, COLUMBUS.**

BOARD OF TRUSTEES.

Name.	Residence.
M. A. Daugherty	Columbus.
J. M. Holmes	Connotton.
J. K. Rukenbrod	Salem.
B. B. Woodbury.....	Chardon.
S. A. Conrad	Massillon.

OFFICERS.

Name.	Residence.
Gustavus A. Doren, M. D., Superintendent	Columbus.
W. L. Hughes, Financial Officer.....	"
S. C. Thompson, Clerk.....	"
Miss H. F. Purple, Matron.....	"
Miss L. Lockwood, Hospital Matron.....	"
Miss Sarah Husted, Housekeeper.....	"
Mrs. N. L. Doren, teacher.....	"
Miss M. Murray, ".....	"
" J. Zurmphly, ".....	"
" A. L. McGrew, ".....	"
" R. Crist, ".....	"
" E. E. Fahnestock, teacher.....	"
" I. H. Breckenridge, ".....	"
" A. L. Brown, ".....	"
" M. Wright, ".....	"
" E. Ayres, ".....	"
" J. Clark, ".....	"
" L. Ricks, ".....	"
" C. Mitchell, ".....	"
" M. Tolles, ".....	"
" G. Dunbar, ".....	"
" M. Clark, ".....	"
" E. Linsley, ".....	"
" M. S. Myers, ".....	"
" M. Bradshaw, ".....	"
" K. L. Myers, ".....	"
" S. M. McConnell, ".....	"
" C. A. Munson, ".....	"
" A. C. Stiefel, ".....	"

CENTRAL ASYLUM FOR THE INSANE, COLUMBUS.

BOARD OF TRUSTEES.

Name.	Residence.
Wm. W. Waddle, M.D.....	Chillicothe.
General G. W. Morgan.....	Mt. Vernon.
J. K. Secor.....	Toledo.
J. H. Ayres, M.D.....	Urbana.
Theodore Comstock.....	Columbus.

OFFICERS.

Name.	Residence.
Thomas R. Potter, M.D., Superintendent.....	Springfield.
George P. Stockton, M.D., Assistant Physician.....	Columbus.
E. J. Wilson, M. D., " ".....	Mt. Vernon.
M. A. Bartley, M.D., " ".....	Columbus.
Harry Crumley, M.D., " ".....	"
E. J. Blount, Steward.....	"
Ralph Bulkley, Store-keeper.....	"
Mrs. Nellie Potter, Matron.....	Springfield.

LONGVIEW ASYLUM FOR THE INSANE, CARTHAGE, NEAR CINCINNATI.

BOARD OF DIRECTORS.

Name.	Residence.
C. S. Museroft, President.....	Hamilton Co.
James F. Chalfant, D.D., Secretary.....	"
Peter A. White.....	"
John Zumstein.....	"

OFFICERS.

Name.	Residence.
C. A. Miller, M.D., Superintendent.....	Longview Asylum.
J. M. Ratliff, M.D., Assistant Physician.....	" "
F. W. Harmon, M.D., Assistant Physician.....	" "
A. V. Stewart, Steward.....	" "

CLEVELAND ASYLUM FOR THE INSANE.

BOARD OF TRUSTEES.

Name.	Residence.
S. S. Warner	Wellington.
J. W. Fitch	Cleveland.
John Tod.....	"
W. M. Beebe	Hudson.
J. C. Johnson	Seville.

OFFICERS.

Name.	Office.
Jamin Strong, M.D.....	Superintendent.
C. W. King, M.D.....	First Assistant Physician.
M. Borts, M.D.....	Second " "
R. D. Fry, M.D.....	Third " "
C. W. Diehl.....	Steward.
Nettie L. Strong	Matron.

DAYTON ASYLUM FOR THE INSANE.

BOARD OF TRUSTEES.

Name.	Residence.
J. D. Kemp, M.D. President	Dayton.
Joseph Clegg	"
S. A. Baxter, M.D.....	Lima.
C. M. Godfrey, M.D.....	Ottawa.
J. M. Millikin	Hamilton.

OFFICERS.

Name.	Office.
H. A. Tobey, M.D.....	Superintendent.
C. H. Conklin, M.D.....	Assistant Physician.
John L. Hughes	Steward.
D. M. McCreary	Store-keeper.
Msr. Minnie C. Tobey.....	Matron.

ATHENS ASYLUM FOR THE INSANE.

BOARD OF TRUSTEES.

Name.	Residence.
H. M. Horton, President.....	Pomeroy.
John E. Hanna.....	McConnelsville.
S. W. Pickering	Athens.
George W. Boerstler, M.D.....	Lancaster.
Theo. F. Davis	Marietta.

OFFICERS.

Name.	Office.
A. B. Richardson, M.D.....	Superintendent.
E. P. Cooke, M.D.....	Assistant Physician.
Agnes M. Johnson, M.D	"
B. W. Pickering, M.D	"
Robert E. Hamblin.....	Steward.
S. C. Adams.....	Store-keeper.
Mrs. J. D. Richardson	Matron.

OHIO SOLDIERS' AND SAILORS' ORPHANS' HOME, XENIA.

BOARD OF TRUSTEES.

Name.	Residence.	Term expires.
B. C. Blackburn.....	Roscoe	April 14, 1884.
John Little.....	Xenia	April 14, 1885.
C. H. Grosvener	Athens	April 14, 1886.
John H. Rodgers.....	Springfield	April 14, 1887.
James A. Bope.....	Findlay	April 14, 1888.

OFFICERS.

Name.	Office.
William Lewis Shaw.....	Superintendent.
Mrs. Rachel Jane Shaw.....	Matron.
Alfred B. Brundage.....	Physician.
James G. Mallory.....	Financial Officer.

EDUCATIONAL DEPARTMENT.

Mrs. Mary Ingles B. Hoover, Principal.

Miss Francis Boyd Meeks,	Miss Catharine DeTracy,
Miss Elizabeth Eliza Hutchins,	Miss Harriet Tompkins Fouts,
Miss Martha Ella Bell,	Miss Caroline Reynolds Dorhman,
Miss Sarah Belle Dix,	Miss Sarah Brady Pearce,
Miss Catharine Susan Raymer,	Mrs. Julia Frances Dayton,
Miss Sarah Abigail Curtiss,	Mrs. Julia Alvada Hill.

Miss Lucy Ann Boyd, High School Teacher.

Miss Emeretta Comstock, Music Teacher.

COTTAGE MATRONS.

Mrs. Anna M. Dunbar,	Mrs. Rachel A. DeBruin,
Mrs. Susan M. Burroughs,	Mrs. Arrie Tarbutton,
Mrs. Mary E. Bence,	Mrs. Addie E. Pumphrey,
Mrs. Amanda M. Harper,	Mrs. Kate Wiley,
Mrs. Mary C. Maynard,	Mrs. Elizabeth French,
Mrs. Susan J. Conner,	Mrs. Barbara A. Welch,
Mrs. Mary B. Miller,	Mrs. Kezia T. Pritchard,
Mrs. Clara B. Chapman,	Mrs. Martha L. Jackson,
Mrs. Elizabeth A. Edwards,	Mrs. Mary E. Tomlinson,
Mrs. Alice McKillip,	Mrs. Vincie T. Tuttle.

Miss Sarah M. M. Harper, Supp'y Matron and Teacher.

Mrs. Ephriam Hardesty, Hospital Matron.

GIRLS' INDUSTRIAL HOME, DELAWARE.

BOARD OF TRUSTEES.

Name.	Residence.
F. H. Thornhill, President	Richwood.
J. W. Watkins, Secretary	Delaware.
James Curry	Wooster.
Earl W. Merry.....	Bowling Green.
B. Tristram.....	Marion.

VISITING COMMITTEE.

Name.	Residence.
Mrs. Delia L. Williams.....	Delaware.
Mrs. Ann M. McMeans.....	Sandusky.
Mrs. Winters.....	Dayton.

SUPERINTENDENT.

Rev. D. R. Miller.

MATRON.

Mrs. L. C. Miller.

CLERK.

Amelia D. Hackinson.

SUPERINTENDENT CLOTHING DEPARTMENT.

Miss Delia Stewart.

STOREKEEPER.

Miss Callie Betz.

ASSISTANT MATRONS.

Miss E. H. McCormick,
Mrs. E. Wilcox,
Miss Nettie Reed,
Mrs. W. Warren,

Miss May Swigert,
Mrs. E. F. Bland,
Miss Sarah Humphreys,
Mrs. Alice Wright.

TEACHERS.

Miss Jennie Francis,
Miss Jennie McKissick,
Miss Amy Craig,

Miss Lydia McKissick.

Miss Lizzie Allison,
Miss Emma Neville,
Miss Lizzie Armstrong,

HOUSEKEEPERS.

Miss L. J. Demster,
Miss Lucy Thomas,
Miss Emma Seymour,
Miss Lizzie Smith,

Miss Ada Jameson,
Miss Ella Jones,
Miss Louisa Gault,
Mrs. Ruth Wentz.

SUPERINTENDENT LAUNDRY.

Miss E. Mulvihill.

EMPLOYEES.

Employees.	Occupations.
Thos. L. Hall.....	Engineer.
C. D. Nicholson	Mail-man.
F. C. Smith	Carpenter.
Philip Lentz.....	Watchman.
Geo. Stokes	Butcher.
Chas. Ruder.....	Teamster.
L. V. Hatch.....	Groom.
.....	Gardener.
.....	Assistant Engineer.

OHIO REFORM SCHOOL, LANCASTER.

BOARD OF TRUSTEES.

Name.	Residence.
Geo. W. Gardner, President.....	Cleveland.
John Hunter.....	Alliance.
John B. Jones.....	Newark.
H. J. Reinmund.....	Lancaster.
Mills Gardner	Washington C. H.

OFFICERS.

Name.	Residence.
J. C. Hite, Superintendent.....	Lancaster.
Mrs. J. C. Hite, Matron.....	"
J. H. Goss, M. D., Physician	"
C. M. L. Wiseman, Secretary and Steward.....	"
John Latta, Assistant Superintendent.....	"
Mrs. S. A. Driesback, Assistant Matron.....	Wooster.

TOLEDO HOUSE OF REFUGE AND CORRECTION.¹

BOARD OF TRUSTEES.

Name.	Residence.
Geo. L. Johnson.....	Toledo.
Martin Friedberg.....	"
Walter Pickins	"
Henry Kahlo.....	"

OFFICERS.

Name.	Residence.
Geo. L. Johnson, President	Toledo.
Henry Kahlo, Treasurer	"
William Beatty, Secretary.....	"
Almon A. McDonald, Superintendent.....	"

¹Not under State control.

OHIO PENITENTIARY, COLUMBUS.

BOARD OF DIRECTORS.²

Name.	Residence.
E. F. Blair, President.....	Georgetown.
E. T. Stickney, Secretary.....	Republic.
T. E. Duncan.....	Mt. Gilead.
Mendal Churchill.....	Zanesville.
Henry Loewer.....	Columbus.

OFFICERS OF THE PRISON.

Name.	County.
Noah Thomas, Warden	Madison.
James A. Dean, Deputy Warden	Franklin.
S. A. Parsons, Assistant Warden.....	Morrow.
Henry Becker, Steward	Franklin.
I. H. DeBruin, Chaplain.....	Adams.
Norman Gay, Physician.....	Franklin.
Fred. Buehne, Clerk.....	Cuyahoga.
Frank W. Arnold, Assistant Clerk ¹	Franklin.
Geo. H. Playford, Captain of Night-watch	Muskingum.
Fred. Gunsaulus, Superintendent of Hospital	Morrow.
A. H. Goodwin, Superintendent of State-shop.....	Union.
Wesley Cramer, Superintendent of Kitchen.....	Wood.
R. P. Green, Superintendent of Gas-works.....	Franklin.
Samuel Johnson, Superintendent of Yard.....	Jefferson.
Geo. H. Rowland, Superintendent of Construction.....	Franklin.
John E. Thrall, Officer of Guard-room, (day).....	Licking.
O. B. McAdams, Officer of Guard-room, (night).....	Clermont.

¹Resigned—T. D. Fox, London, appointed to fill vacancy.

JUDICIARY.

OFFICERS OF COURTS.

SUPREME COURT OF OHIO.

Name.	Office.	Residence.	Term of office.	Term expires.
William W. Johnson...	Chief Justice.	Ironton	5 years...	Feb. 9, 1885.
George W. McIlvaine..	Judge	New Philadelphia...	" ...	" 1886.
John W. Okey	"	Columbus	" ...	" 1888.
John H. Doyle ¹	"	Toledo	"
William H. Upson ²	"	Akron.....	"

¹ Appointed March 10, 1883, to fill vacancy caused by resignation of Nicholas Longworth.
Martin D. Follett elected October 9, 1883, for term ending February 9, 1887.

² Appointed March 14, 1883, to fill vacancy caused by death of Wm. White. Selwyn N. Owen elected October 9, 1883, for term ending February 9, 1889.

SUPREME COURT COMMISSION.

Name.	Office.	Residence.	Term of office.	Commission expires.
Moses M. Granger	Chief Justice.	Zanesville	2 years...	Ap'l 17, 1885.
George K. Nash	Judge	Columbus	" ...	"
Franklin J. Dickman...	"	Cleveland	" ...	"
Charles D. Martin.....	"	Lancaster	" ...	"
John McCauley	"	Tiffin.....	" ...	"

CLERK OF SUPREME COURT.

Name.	Office.	Residence.	Term expires.
Dwight Crowell	Clerk of Supreme Court and ex-officio Clerk of Supreme Court Commission	Geneva.....	Feb. 4, 1884
Orange Frazer	Deputy Clerk of Supreme Court and ex-officio Deputy Clerk of Supreme Court Commission...	Wilmington..	Feb. 4, 1884
Frank Higley.....	Deputy Clerk Supreme Court Commission	Cleveland	Feb. 4, 1884

OFFICIAL ROSTER OF THE SUPERIOR COURT OF CINCINNATI, OHIO,
FROM NOVEMBER 15, 1882, TO NOVEMBER 1, 1883.

Name.	Office.	Residence.	Term of office.	Term expires.
Manning F. Force.	Judge	89 W. 8th st. Cincinnati	5 years.	1st Monday in May, 1887.
Judson Harmon ...	Judge.....	Wyoming, Hamilton county.	5 years.	1st Monday in May, 1888.
Hiram D. Peck.....	Judge.....	Mt. Auburn	1st Monday in May, 1884.
Daniel J. Dalton....	Clerk.	202 Sycamore st., Cincinnati.	3 years.	1st Monday in May, 1886.

UNITED STATES CIRCUIT AND DISTRICT COURTS FOR NORTHERN DISTRICT OF OHIO.

Name.	Office.	Residence.	Term of Office.
Stanley Matthews.....	Ass't Justice Supreme Court U. S.....	Washington, D.C.	Life.
John Baxter.....	U. S. Circuit Judge for 6th Circuit of Ohio, Michigan, Kentucky and Tennessee.....	Knoxville, Tenn...	Life.
Martin Welker.....	U. S. District Judge Northern District of Ohio.....	Wooster, Ohio.....	Life.
Augustus J. Ricks.....	Clerk Circuit Court, N. D. O., Cleveland and Toledo.....	Massillon, Ohio....	Pleasure of Judge.
Earl Bill.....	Clerk District Court, N. D. O., Cleveland and Toledo.....	Cleveland, Ohio...	Pleasure of Judge.
O. C. Beatty.....	Deputy Clerk Circuit Court.....	Cleveland, Ohio...	Pleasure of Clerk.
Charles Bill.....	Deputy Clerk District Court.....	Cleveland, Ohio...	Pleasure of Clerk.
H. W. Brown.....	Deputy Clerk Circuit Court.....	Toledo, Ohio.....	Pleasure of Clerk.
E. H. Eggleston.....	U. S. Dist. Attorney, N. D. O.....	Cleveland, Ohio...	Four years.
Wilbur F. Goodspeed	U. S. Marshal, N. D. O.	Cleveland, Ohio...	Four years.
John Odell.....	Dep. Marshal, N. D. O.	Cleveland, Ohio...	Pleasure of Marshal.
George Weyman.....	Dep. Marshal, N. D. O.	Cleveland, Ohio...	Pleasure of Marshal.
Jabez W. Fitch.....	Jury Commissioner....	Cleveland, Ohio...	Pleasure of Marshal.

The Circuit Court for the Eastern Division of Northern District is held at Cleveland, on the first Tuesdays of February, April, and October.

The Circuit Court for the Western Division of the Northern District is held at Toledo, on the first Tuesdays of June and December.

The Northern District of Ohio is, by law, divided into two Divisions—the Eastern and Western—but having but one set of court officers, as above. The clerk and marshal of the court each have offices, and deputies in regular attendance at both Cleveland and Toledo. The counties comprising the two Divisions are as follows:

COUNTIES COMPRISING EASTERN DIVISION.

Terms of Court held on the first Tuesdays of February, April, and October, at Cleveland, O.

Ashland,	Carroll,	Mahoning,	Tuscarawas,
Ashtabula,	Holmes,	Portage,	Trumbull,
Cuyahoga,	Lake,	Richland,	Wayne.
Crawford,	Lorain,	Summit,	
Columbiana,	Medina,	Stark,	

COUNTIES COMPRISING THE WESTERN DIVISION.

Terms of Court held on the first Tuesdays of June and December, at United States Court Rooms, in Produce Exchange Building, Toledo, O.

Auglaize,	Hancock,	Marion,	Van Wert,
Allen,	Hardin,	Ottawa,	Williams,
Defiance,	Huron,	Paulding,	Wood,
Erie	Lucas,	Putnam,	Wyandot.
Fulton,	Logan,	Seneca,	
Henry,	Mercer,	Sandusky,	

UNITED STATES CIRCUIT AND DISTRICT COURTS FOR SOUTHERN DISTRICT OF OHIO.

Name.	Office.	Residence.	Term of office.	Term expires.
St'nly Matthews	Associate Justice, Supreme Court, U. S.	Washington, D.C.	For life.....	
John Baxter.....	U. S. Circuit Judge, Sixth Circuit, Ohio, Michigan, Kentucky, and Tennessee.....	Knoxville, Tenn..	For life.....	
George R. Sage ¹	U. S. District Judge, Southern Dist., O...	Lebanon, Warren county, Ohio.....	For life.....	
Channing Richards.....	U. S. Dist. Attorney..	Glendale, O.....	Four years...	Jan. 19, 1885
Henry Hooper...	Ass't " "	Cincinnati, O		
D. K. Watson ...	Ass't " "	Columbus, O.....		
Lot Wright.....	U. S. Marshal.....	Cincinnati, O	Four years...	Feb. 21, 1887
T. M. Turner	Chief Deputy, W. D.	"	P'ure of ma'sl	
Chas. E. Twifort	Deputy W. D.....	"	"	
John W. Turner	" W. D.....	"	"	
John A. Ullery..	" E. D.....	Columbus, O.....	"	
C. M. Morris.....	" E. D.....	"	"	
Wm. C. Howard	Clerk United States Circuit and District Courts.....	Glendale, O.....	P'ure of j'ge.	
Robert C. Georgi	Deputy Clerk. W. D..	Cincinnati, O	P'ure of cl'k.	
Chas. R. Nevin..	" " "	"	"	
N. H. Caldwell..	" E. D.	Columbus, O.....	"	
Theodore Cook ..	Jury Commissioner...	Cincinnati, O		

¹ Vice Phillip B. Swing, died October 30, 1882, at his home in Batavia, Ohio.

The Southern District of Ohio is, by law, divided into two Divisions—Eastern and Western, as follows:

COUNTIES COMPRISING EASTERN DIVISION.

Terms of Court held on the first Tuesdays of June and December, at Columbus, Ohio.

Union,	Pickaway,	Licking,
Delaware,	Ross,	Perry,
Morrow,	Pike,	Muskingum,
Knox,	Gallia,	Morgan,
Coshocton,	Jackson,	Washington,
Harrison,	Meigs,	Noble,
Jefferson,	Vinton,	Monroe,
Madison,	Athens,	Belmont,
Fayette,	Hocking,	Guernsey.
Franklin,	Fairfield,	

COUNTIES COMPRISING WESTERN DIVISION.

Terms of Court held on the first Tuesdays of February, April and October, at Cincinnati Ohio.

Mercer,	Clarke,	Highland,
Darke,	Greene,	Brown,
Shelby,	Clinton,	Adams,
Champaign,	Warren,	Scioto,
Preble,	Butler,	Lawrence.
Miami,	Hamilton,	
Montgomery,	Clermont,	

JUDGES OF THE COURT OF COMMON PLEAS—1883.

District.	Sub. div.	Counties.	Names and post-offices.	Term.				
				Commenced.	Expires.			
1	}	Hamilton	Samuel R. Mathews, Cincinnati	Dec. 2, 1883	Dec. 2, 1888			
			Charles D. Robertson, "	Dec. 2, 1883	Dec. 2, 1888			
			Robert A. Johnson, "	Feb. 9, 1882	Feb. 9, 1887			
			Samuel N. Maxwell, "	Feb. 9, 1882	Feb. 9, 1887			
			John S. Conner, "	Feb. 9, 1882	Feb. 9, 1887			
			M. L. Buchwalter, "	Feb. 9, 1882	Feb. 9, 1887			
			William L. Avery, "	Feb. 9, 1882	Feb. 9, 1887			
			Alex. F. Hume, Hamilton.....	Feb. 9, 1882	Feb. 9, 1887			
			2	1	Preble	Henderson Elliott, Dayton	Nov. 6, 1881	Nov. 6, 1886
			2	1	Montgom'y ..	John W. Sater, Greenville.....	May 12, 1883	M'y 11, 1888
2	2	Darke	James A. Gilmore, Eaton.....	May 12, 1879	M'y 12, 1884			
		Champaign...	Calvin D. Wright, Troy	Feb. 9, 1882	Feb. 9, 1887			
2	2	Miami	Wm. R. Warnock, Urbana.....	Nov. 3, 1879	Nov. 3, 1884			
		Warren	James M. Smith, Lebanon.....	Feb. 9, 1882	Feb. 9, 1887			
		Clinton	Azariah W. Doan, Wilmington	May 3, 1880	May 3, 1885			
2	3	Greene	James S. Goode, Springfield....	May 3, 1880	May 3, 1885			
		Clarke	James E. Hawes, ¹ Xenia.....	Feb. 9, 1879	Feb. 9, 1884			
3	1	Shelby						
		Auglaize	James H. Day, Celina.....	Feb. 9, 1880	Feb. 9, 1885			
		Mercer	Charles M. Hughes, ⁶ Lima.....	Feb. 9, 1884	Feb. 9, 1889			
		Allen.....						
3	2	Van Wert....						
		Paulding.....	Selwyn N. Owen, ² Bryan.....	Feb. 9, 1882	Feb. 9, 1887			
3	2	Defiance	Charles A. Bowersox, ⁵ Bryan...	Dec. 8, 1883			
		Williams.....						
3	3	Fulton						
		Henry	John J. Moore, ³ Ottawa.....	May 10, 1879	M'y 10, 1884			
4	1	Putnam.....						
		Lucas.....	George R. Haynes, Toledo.....	Nov. 4, 1883	Nov. 4, 1888			
		Ottawa	David H. Commager, Toledo....	Oct. 24, 1884			
		Sandusky	Reuben C. Lemmon, Toledo.....	Feb. 9, 1880	Feb. 8, 1885			
		Erie	John Mackey, Sandusky.....	Feb. 9, 1882	Feb. 8, 1887			
4	2	Huron.....	Charles P. Wickham, Norwalk.	May 9, 1881	May 9, 1886			
		Lorain						
4	3	Medina	Edwin P. Green, Akron.....	Oct. 19, 1883	May 1, 1886			
		Summit	George W. Lewis, ⁷ Medina.....	Sep. 24, 1883	Feb. 9, 1887			
		Cuyahoga....	Darius Cadwell, ⁴ Cleveland.....	Feb. 9, 1879	Feb. 8, 1884			
5	1		E. J. Blandin, Cleveland.....	Nov. 1, 1885			
			Henry McKinney, Cleveland...	Nov. 1, 1880	Nov. 1, 1885			
			E. T. Hamilton, Cleveland	Nov. 1, 1880	Nov. 1, 1885			
			Gershom M. Barber, Cleveland	Nov. 1, 1880	Nov. 1, 1885			
5	2		James M. Jones, Cleveland.....	Feb. 9, 1882	Feb. 9, 1887			
		Clermont.....	D. W. C. Loudon, Georgetown.	Feb. 9, 1882	Feb. 8, 1887			
5	3	Brown	Allen T. Cowen, Batavia.....	Oct. 15, 1882	Oct. 14, 1888			
		Adams						
		Ross'	Thad. A. Minshall, ⁵ Chillicothe	Feb. 9, 1879	Feb. 8, 1884			
5	2	Highland	Henry M. Huggins, Hillsboro...	Feb. 9, 1882	Feb. 8, 1887			
		Fayette	Ace Gregg, Washington C. H....	Nov. 1, 1880	Nov. 1, 1885			
5	3		Ed. F. Bingham, Columbus.....	May 11, 1883	M'y 10, 1888			
		Franklin	Hawley ⁸ J. Wylie, Columbus....	Feb. 9, 1882	Feb. 9, 1887			
		Pickaway	Eli P. Evans, Columbus.....	May 6, 1883	May 6, 1888			
		Madison	George Lincoln, London.....	Feb. 9, 1880	Feb. 9, 1885			

¹ James E. Hawes re-elected October 9, 1883. ² Selwyn N. Owen elected Judge of Supreme Court October 9, 1883. Resigned as Common Pleas Judge December 8, 1883. ³ John J. Moore re-elected October 9, 1883. ⁴ John W. Heisley elected October 9, 1883. ⁵ Thad. A. Minshall re-elected October 9, 1883. ⁶ Charles M. Hughes re-elected October 9, 1883. ⁷ Vice John C. Hale, resigned, to take effect September 7, 1883. ⁸ Charles A. Bowersox appointed December 8, 1883.

JUDGES OF THE COURT OF COMMON PLEAS, 1883—Continued.

District.	Sub. div.	Counties.	Names and post-offices.	Term.	
				Commenced.	Expires.
6	1	Licking	Samuel M. Hunter, Newark	Feb. 9, 1882	Feb. 9, 1887
		Knox	Charles H. McElroy, Delaware	Feb. 9, 1882	Feb. 9, 1887
6	2	Morrow	Manuel May, Mansfield	Oct. — 1882	Feb. 9, 1887
		Richland	Jabez Dickey, ¹ Mt. Gilead	Oct. — 1882	Feb. 9, 1884
6	3	Wayne	Charles C. Parsons, Sr., Wooster	Feb. 9, 1882	Feb. 9, 1887
		Holmes	Wellington Stillwell, Millersb'g	Feb. 4, 1883	Feb. 4, 1888
7	1	Fairfield	Silas H. Wright, Lancaster	Feb. 9, 1882	Feb. 9, 1887
		Perry	John S. Freisner, Logan	Dec. 1, 1879	Dec. 1, 1884
7	2	Hocking			
		Jackson	A. C. Thompson, Portsmouth	Feb. 9, 1882	Feb. 9, 1887
7	3	Vinton	James Tripp, ² Jackson C. H.	Feb. 9, 1879	Feb. 9, 1884
		Pike			
7	3	Scioto			
		Lawrence	Hiram L. Sibley, Marietta	July 6, 1883	July 6, 1888
7	3	Gallia	Jos. P. Bradbury, Pomeroy	Feb. 9, 1882	Feb. 9, 1887
		Meigs			
8	1	Athens			
		Washington	Wm. H. Frazier, Caldwell	Feb. 9, 1882	Feb. 9, 1887
8	2	Muskingum	Wm. H. Ball, ³ Zanesville	Aug. 10, 1879	Aug. 10, 1884
		Morgan			
8	3	Noble	St. Clair Kelly, St. Clairsville	Feb. 9, 1882	Feb. 9, 1887
		Guernsey			
8	3	Belmont	J. C. Hence, New Philadelphia	Feb. 9, 1882	Feb. 9, 1887
		Monroe	John S. Pearce, Cadiz	Apr. 17, 1882	Apr. 17, 1887
9	1	Harrison			
		Tuscarawas	Anson Pease, Canton	Feb. 9, 1882	Feb. 9, 1887
9	2	Stark	Peter A. Laubie, Salem	Nov. 1, 1880	Nov. 1, 1885
		Carroll			
9	3	Columbiana	G. F. Arrell, Youngstown	Feb. 9, 1882	Feb. 9, 1887
		Trumbull	Wm. T. Spear, ⁴ Warren	Oct. 31, 1883	Oct. 30, 1888
9	3	Portage			
		Mahoning	L. S. Sherman, Ashtabula	Feb. 9, 1882	Feb. 9, 1887
10	1	Geauga	H. B. Woodbury, Jefferson	Feb. 1, 1880	Feb. 1, 1885
		Lake			
10	2	Ashtabula	Geo. F. Pendleton, Findlay		Feb. 9, 1885
		Wood	Henry H. Dodge, Perrysburg	May 4, 1883	May 4, 1888
10	3	Hancock			
		Seneca	Thomas Beer, Bucyrus	Feb. 9, 1882	Feb. 9, 1887
10	3	Hardin			
		Crawford	John A. Price, Bellefontaine	Feb. 9, 1882	Feb. 9, 1887
10	3	Marion			
		Wyandot			
10	3	Union			
		Logan			

¹ Jabez Dickey, re-elected October 9, 1883.

² James Tripp, re-elected October 9, 1883.

³ George L. Phillips, elected October 9, 1883.

⁴ Wm. T. Spear, re elected October 9, 1883.

TIMES OF HOLDING COURTS IN OHIO FOR 1884.

FIRST DISTRICT.

District Court.

Hamilton, 1st Monday January, 1st Monday April, 1st Monday October.

Common Pleas.

Hamilton, 1st Monday January, 2d Monday May, 1st Monday November.

SECOND DISTRICT.

District Court.

Butler, April 7; Clinton, April 21; Warren, May 5; Champaign, May 12; Montgomery, April 7; Clarke, May 19; Greene, April 7; Darke, May 5; Preble, April 21; Miami, May 5.

Common Pleas.

Butler, January 14, May 26, October 20.
 Montgomery, January 7, May 19, October 20.
 Darke, January 14, May 19, October 20.
 Clinton, January 14, May 19, October 20.
 Warren, January 14, May 26, October 20.
 Clarke, January 14, May 26, October 20.
 Greene, January 14, May 19, October 20.
 Champaign, January 14, May 26, October 20.
 Miami, January 14, May 19, November 10.
 Preble, January 7, June 9, November 10.

THIRD DISTRICT.

District Court.

Allen, September 18; Anglaize, September 12; Defiance, March 24; Fulton, March 31; Henry, March 27; Mercer, September 23; Paulding, March 21; Putnam, September 9; Shelby, September 15; Van Wert, March 18; Williams, April 3.

Common Pleas.

Allen, February 4, May 12, November 17.
 Auglaize, January 3, April 15, September 30.
 Defiance, January 28, May 6, October 20.
 Fulton, January 8, April 15, September 30.
 Henry, January 29, May 6, October 21.
 Mercer, February 25, June 2, November 24.
 Paulding, January 8, April 15, September 30.
 Putnam, February 18, June 2, November 24.
 Shelby, January 7, April 14, September 29.
 Van Wert, January 29, May 6, October 21.
 Williams, February 25, June 2, November 24.

FOURTH DISTRICT.

District Court.

Erie, April 14; Huron, April 21; Lucas, March 10; Sandusky, April 23; Ottawa, April 24; Lorain, April 3; Medina, March 31; Summit, March 10; Cuyahoga, March 10, September 15.

Common Pleas.

Erie, January 28, May 26, October 20.
 Huron, February 4, June 2, November 10.
 Lucas, January 7, May 5, September 29.
 Sandusky, January 2, April 28, September 29.
 Ottawa, January 7, May 5, September 29.
 Lorain, January 28, May 19, October 20.
 Medina, January 7, May 5, September 22.
 Summit, January 7, May 5, September 22.
 Cuyahoga, January 7, May 5, September 15.

FIFTH DISTRICT.

District Court.

Madison, November 18; Fayette, April 4; Clermont, September 29; Franklin, March 18, September 23; Adams, September 23; Highland, March 18; Pickaway, March 24; Brown, March 25; Ross, September 23.

Common Pleas.

Adams, January 2, April 22, October 21.
 Clermont, January 22, April 15, November 18.
 Brown, January 22, May 13, October 21.
 Highland, January 14, May 5, October 20.

ANNUAL REPORT SECRETARY OF STATE.

Ross, January 14, May 5, October 20.
 Fayette, January 14, May 5, October 20.
 Franklin, January 7, April 7, October 16.
 Madison, February 10, May 26, November 24.
 Pickaway, January 8, April 21, October 15.

SIXTH DISTRICT.

District Court.

Delaware, May 26; Knox, June 23; Licking, June 9; Ashland, June 2; Morrow, June 30; Richland, June 9; Coshocton, June 2; Holmes, June 30; Wayne, June 23.

Common Pleas.

Delaware, January 7, March 24, September 29.
 Knox, February 12, May 6, November 11.
 Licking, January 14, April 7, September 22.
 Ashland, March 4, September 16, November 18.
 Morrow, January 21, April 21, October 20.
 Richland, March 17, August 18, December 1.
 Coshocton, February 11, April 7, October 20.
 Holmes, January 7, March 3, September 1.
 Wayne, February 4, August 25, December 1.

SEVENTH DISTRICT.

District Court.

Washington, March 24; Gallia, April 10; Scioto, April 21; Perry, September 1; Hocking, September 11; Athens, March 31; Meigs, April 7; Lawrence, April 17; Pike, September 22; Fairfield, September 5; Jackson, September 17, Vinton, September 15.

Common Pleas.

Athens, January 7, April 28, October 20.
 Fairfield, January 21, April 21, October 20.
 Gallia, January 21, May 5, October 20.
 Hocking, February 18, May 19, November 17.
 Jackson, February 18, June 2, November 24.
 Lawrence, February 25, June 2, November 17.
 Meigs, February 4, May 26, November 10.
 Perry, March 10, June 9, December 8.
 Pike, January 28, May 19, November 3.
 Scioto, January 14, April 28, October 20.
 Vinton, January 7, April 28, October 20.
 Washington, January 28, May 19, November 10.

EIGHTH DISTRICT.

District Court.

Belmont, April 22; Jefferson, April 15; Harrison, April 9; Tuscarawas, September 16; Guernsey, September 9; Monroe, September 2; Noble, September 4; Morgan, September 23; Muskingum, September 25.

Common Pleas.

Muskingum, January 28, May 19, November 10.
 Morgan, January 8, April 29, October 15.
 Noble, January 15, May 6, October 15.
 Guernsey, February 12, May 27, November 11.
 Belmont, February 5, May 27, November 11.
 Monroe, January 15, May 6, October 16.
 Jefferson, February 5, May 27, November 5.
 Tuscarawas, January 15, May 6, October 15.
 Harrison, January 15, May 6, October 15.

NINTH DISTRICT.

District Court.

Trumbull, March 24; Portage, April 7; Lake, March 31; Geauga, March 24; Ash-
 tabula, April 14; Mahoning, March 10; Columbiana, March 17; Carroll, March 10;
 Stark, April 21.

Common Pleas.

Carroll, January 7, May 5, September 22.
 Stark, January 1, May 12, October 20.
 Columbiana, January 28, May 19, October 20.
 Mahoning, January 7, May 5, September 8.
 Trumbull, February 4, June 2, October 20.
 Portage, January 7, May 5, September 8.
 Lake, February 11, June 9, November 24.
 Geauga, January 14, May 5, October 20.
 Ashtabula, January 14, May 5, October 20.

TENTH DISTRICT.

District Court.

Crawford, March 28; Hardin, November 24; Hancock, December 1; Logan, March
 21; Marion, November 27; Union, March 18; Seneca, April 1; Wood, December 3;
 Wyandot, March 28.

ANNUAL REPORT SECRETARY OF STATE.

Common Pleas.

Crawford, January 28, April 28, November 10.
Hardin, January 7, April 14, September 15.
Hancock, February 4, May 19, October 20.
Logan, February 11, May 19, October 20.
Marion, January 7, April 14, October 15.
Seneca, February 4, May 19, October 20.
Union, January 14; April 14, September 8.
Wood, January 7, April 14, September 15.
Wyandot, February 18, May 19, September 15.

OFFICE OF THE SECRETARY OF STATE,

COLUMBUS, O., November 12, 1883.

I hereby certify that the above is correctly copied from the official lists returned to this office.

[SEAL.]

JAS. W. NEWMAN,
Secretary of State.

SENATORS AND REPRESENTATIVES
OF THE
FORTY-EIGHTH CONGRESS OF THE UNITED STATES,
1883—1885.

FORTY-EIGHTH CONGRESS—1883—1885.

SENATORS.

Name.	Residence.	Term of service.
<i>Alabama.</i>		
James L. Pugh.....	Eufaula	1885
John T. Morgan.....	Selma	1889
<i>Arkansas.</i>		
James D. Walker.....	Fayetteville	1885
Aug. H. Garland.....	Little Rock.....	1889
<i>California.</i>		
James T. Farley.....	Jackson	1885
John F. Miller.....	San Francisco.....	1887
<i>Colorado.</i>		
Nathaniel P. Hill.....	Denver.....	1885
Thomas M. Bowen	Del Norte	1889
<i>Connecticut.</i>		
Orville H. Platt.....	Meriden	1885
Joseph R. Hawley.....	Hartford	1887
<i>Delaware.</i>		
Thomas F. Bayard.....	Wilmington	1887
Eli Saulsbury.....	Dover	1889
<i>Florida.</i>		
Wilkinson Call.....	Jacksonville.....	1885
Charles W. Jones.....	Pensacola	1887
<i>Georgia.</i>		
Joseph E. Brown.....	Atlanta.....	1885
Alfred H. Colquitt.....	Atlanta.....	1889
<i>Illinois.</i>		
John A. Logan	Chicago	1885
Shelby M. Cullom.....	Springfield	1889
<i>Indiana.</i>		
Daniel W. Voorhees	Terre Haute.....	1885
Benjamin Harrison.....	Indianapolis.....	1887
<i>Iowa.</i>		
William B. Allison.....	Dubuque	1885
James F. Wilson	Fairfield	1889

SENATORS—Continued.

Name.	Residence.	Term of service.
<i>Kansas.</i>		
John J. Ingalls.....	Atchison	1885
Preston B. Plumb.....	Emporia.....	1889
<i>Kentucky.</i>		
John S. Williams.....	Mt. Sterling.....	1885
James B. Beck	Lexington	1889
<i>Louisiana.</i>		
B. Frank Jonas.....	New Orleans.....	1885
Randall L. Gibson.....	New Orleans.....	1889
<i>Maine.</i>		
Eugene Hale	Ellsworth	1887
William P. Fry.....	Lewiston.....	1889
<i>Maryland.</i>		
James B. Groome	Elkton	1885
Arthur P. Gorman.....	Laurel.....	1887
<i>Massachusetts.</i>		
Henry L. Dawes.....	Pittsfield	1887
George F. Hoar.....	Worcester.....	1889
<i>Michigan.</i>		
Omar D. Conger.....	Port Huron.....	1887
Thomas W. Palmer.....	Detroit	1889
<i>Minnesota.</i>		
Samuel J. R. McMillan.....	St. Paul.....	1887
Dwight M. Sabin	Stillwater	1889
<i>Mississippi.</i>		
James Z. George	Jackson	1887
Lucius Q. C. Lamar	Oxford.....	1889
<i>Missouri.</i>		
George G. Vest.....	Sedalia.....	1885
Francis M. Cockrell.....	Warrensburg	1887
<i>Nebraska.</i>		
Chas. H. Van Wyck.....	Nebraska City.....	1887
Charles F. Manderson	Omaha	1889
<i>Nevada.</i>		
John P. Jones.....	Gold Hill.....	1885
James G. Fair.....	Virginia City	1887

SENATORS—Continued.

Name.	Residence.	Term of service.
<i>New Hampshire.</i>		
Henry W. Blair.....	Plymouth.....	1885
Austin F. Pike.....	Franklin.....	1889
<i>New Jersey.</i>		
William J. Sewell.....	Camden.....	1887
John R. McPherson.....	Jersey City.....	1889
<i>New York.</i>		
Elbridge G. Lapham.....	Canandaigua.....	1885
Warner Miller.....	Herkimer.....	1887
<i>North Carolina.</i>		
Zebulon B. Vance.....	Charlotte.....	1885
Matt. W. Ransom.....	Weldon.....	1889
<i>Ohio.</i>		
George H. Pendleton.....	Cincinnati.....	1885
John Sherman.....	Mansfield.....	1887
<i>Oregon.</i>		
James H. Slater.....	La Grande.....	1885
Joseph N. Dolph.....	Portland.....	1889
<i>Pennsylvania.</i>		
Jas. Donald Cameron.....	Harrisburg.....	1885
John I. Mitchell.....	Wellsboro'.....	1887
<i>Rhode Island.</i>		
Nelson W. Aldrich.....	Providence.....	1887
Henry B. Anthony.....	Providence.....	1889
<i>South Carolina.</i>		
Wade Hampton.....	Columbia.....	1885
Manning C. Butler.....	Edgefield.....	1889
<i>Tennessee.</i>		
Howell E. Jackson.....	Jackson.....	1887
Isham G. Harris.....	Memphis.....	1889
<i>Texas.</i>		
Samuel B. Maxey.....	Paris.....	1887
Richard Coke.....	Waco.....	1889
<i>Vermont.</i>		
Justin S. Morrill.....	Strafford.....	1885
George F. Edmunds.....	Burlington.....	1887

SENATORS—Continued.

Name.	Residence.	Term of service.
<i>Virginia.</i>		
William Mahone	Petersburg	1887
H. H. Riddleberger.....	Woodstock	1889
<i>West Virginia.</i>		
Johnson N. Camden	Parkersburg	1887
John E. Kenna	Kanawha C. H	1889
<i>Wisconsin.</i>		
Angus Cameron	La Crosse	1885
Philetus Sawyer.....	Oshkosh.....	1887

REPRESENTATIVES.

* Indicates members of the 47th Congress.

District.	Name.	Residence.
ALABAMA.		
1	James Taylor Jones ¹	Demopolis.
2	Hilary A. Herbert*	Montgomery.
3	William C. Oates*	Abbeville.
4	Charles M. Shelley*	Selma.
5	Thomas Williams*	Wetumpka.
6	Goldsmith W. Hewitt*	Birmingham.
7	William H. Forney*	Jacksonville.
8	Luke Pryor	Athens.
ARKANSAS.		
1	Poindexter Dunn*	Forest City.
2	James K. Jones*	Washington.
3	John H. Rogers	Fort Smith.
4	Samuel W. Peel	Bentonville.
<i>At Large.</i>		
	Clifton R. Breckinridge	Pine Bluff.
CALIFORNIA.		
1	Wm. S. Rosecrans *	San Francisco.
2	James H. Budd	Stockton.
3	Barclay Henley	Santa Rosa.
4	Pleasant B. Tully	Gilroy.
<i>At Large.</i>		
	Charles A. Sumner	San Francisco.
	John R. Glascock	Oakland.
COLORADO.		
1	James B. Belford	Central City.
CONNECTICUT.		
1	William W. Eaton	Hartford.
2	Charles L. Mitchell	New Haven.
3	John T. Wait*	Norwich.
4	Edward W. Seymour	Bridgeport.
DELAWARE.		
1	Charles B. Lore	Wilmington.
FLORIDA.		
1	Robert H. M. Davidson*	Quincy.
2	Horatio Bisbee, Jr*	Jacksonville.

¹ Vice T. H. Herndon deceased.

REPRESENTATIVES—Continued.

District.	Name.	Residence.
GEORGIA.		
1	John C. Nicholls.....	Blackshear.
2	Henry G. Turner*.....	Quitman.
3	Charles F. Crisp.....	Americus.
4	Hugh Buchanan*.....	Newman.
5	Nathaniel J. Hammond*.....	Atlanta.
6	James H. Blount*.....	Macon.
7	Judson C. Clements*.....	Lafayette.
8	Seaborn Reese*.....	Sparta.
9	Allen D. Candler.....	Gainesville.
	<i>At Large.</i>	
	Thomas Hardeman.....	Macon.
ILLINOIS.		
1	Ransom W. Dunham.....	Chicago.
2	John F. Finerty.....	Chicago.
3	George R. Davis*.....	Chicago.
4	George E. Adams.....	Chicago.
5	Reuben Ellwood.....	Sycamore.
6	Robert R. Hitt*.....	Mount Morris.
7	Thomas J. Henderson*.....	Princeton.
8	William Cullen*.....	Ottawa.
9	Lewis E. Payson*.....	Pontiac.
10	Nicholas E. Worthington.....	Peoria.
11	William H. Neece.....	Macomb.
12	James M. Riggs.....	Winchester.
13	William M. Springer*.....	Springfield.
14	Jonathan H. Rowell.....	Bloomington.
15	Joseph G. Cannon*.....	Danville.
16	Aaron Shaw.....	Albany.
17	Samuel W. Moulton*.....	Shelbyville.
18	William R. Morrison*.....	Waterloo.
19	R. W. Townshend*.....	Shawneetown.
20	John R. Thomas*.....	Metropolis.
INDIANA.		
1	John J. Kleiwer.....	Evansville.
2	Thomas R. Cobb*.....	Vincennes.
3	Strother M. Stockslager*.....	Corydon.
4	William S. Holman*.....	Aurora.
5	Courtland C. Matson*.....	Greencastle.
6	Thomas M. Browne*.....	Winchester.
7	Stanton J. Peelle*.....	Indianapolis.
8	John E. Lamb.....	Terre Haute.
9	Thomas B. Ward.....	Lafayette.
10	Thomas J. Wood.....	Crown Point.
11	George W. Steele*.....	Marion.
12	Robert Lowry.....	Fort Wayne.
13	William H. Calkins*.....	La Porte.

REPRESENTATIVES—Continued.

District.	Name.	Residence.
IOWA.		
1	Moses A. McCoid*	Fairfield.
2	Jeremiah H. Murphy	Davenport.
3	David B. Henderson	Dubuque.
4	Luman H. Weller*	Nashua.
5	James Wilson	Traer.
6	John C. Cook ¹	Newton.
7	John A. Kasson*	Des Moines.
8	William P. Hepburn*	Clarinda.
9	William H. M. Pusey	Council Bluffs.
10	Adoniram J. Holmes	Boone.
11	Isaac S. Struble	Le Mars.
KANSAS.		
1	John A. Anderson*	Manhattan.
2	Dudley C. Haskell ²	Lawrence.
3	Thomas Ryan*	Topeka.
<i>At Large.</i>		
	E. N. Morrill	Hiawatha.
	Lewis Hanback	Salina.
	Bishop W. Perkins	Oswego.
	Samuel R. Peters	Newton.
KENTUCKY.		
1	Oscar Turner*	Woodville.
2	James F. Clay	Henderson.
3	John E. Halsell	Bowling Green.
4	Thomas A. Robertson	New Haven.
5	Albert S. Willis*	Louisville.
6	John G. Carlisle*	Covington.
7	Joseph C. S. Blackburn*	Versailles.
8	P. B. Thompson, Jr.*	Harrodsburg.
9	W. W. Culbertson	Ashland.
10	John D. White*	Manchester.
11	Frank Wolford	Columbus.
LOUISIANA.		
1	Carleton Hunt	New Orleans.
2	E. John Ellis*	New Orleans.
3	William P. Kellogg*	New Orleans.
4	Newton C. Blanchard*	Shreveport.
5	J. Floyd King*	Vidalia.
6	E. T. Lewis	Opelousas.

¹ Vice M. E. Cutts, deceased, September 1, 1883.² Died at Washington, D. C., December 18, 1883.

REPRESENTATIVES—Continued.

District.	Name.	Residence.
MAINE.		
<i>At Large.</i>		
	Thomas B. Reed*	Portland.
	Nelson Dingley, Jr.*	Lewiston.
	Charles A. Boutelle.....	Bangor.
	Seth L. Milliken.....	Belfast.
MARYLAND.		
1	George W. Covington*.....	Snow Hill.
2	J. Fred. C. Dalbott*.....	Towson.
3	Fetter S. Hoblitzell*.....	Baltimore.
4	John V. L. Findlay.....	Baltimore.
5	Hart B. Holton.....	Elysville.
6	Louis E. McComas.....	Hagerstown.
MASSACHUSETTS.		
1	Robert T. Davis.....	Fall River.
2	John D. Long.....	Hingham.
3	Ambrose A. Ranney*.....	Boston.
	Patrick A. Collins.....	Boston.
5	Leopold Morse*.....	Boston.
6	Henry B. Lovering.....	Lynn.
7	Eben F. Stone*.....	Newburyport.
8	William A. Russell*.....	Lawrence.
9	Theodore Lyman.....	Brookline.
10	William W. Rice*.....	Worcester.
11	William Whiting.....	Holyoke.
12	George D. Robinson*.....	Chicopee.
MICHIGAN.		
1	William C. Maybury.....	Detroit.
2	Nathaniel B. Eldridge.....	Adrian.
3	Edward S. Lacey*.....	Charlotte.
4	George L. Yapple.....	Mendon.
5	Julius Hauseman.....	Grand Rapids.
6	Edwin B. Winans.....	Flint.
7	Ezra C. Carleton.....	Port Huron.
8	Roswell G. Horr*.....	East Saginaw.
9	Byron M. Cutcheon.....	Monroe.
10	Herschel H. Hatch.....	Bay City.
11	Edward Breitung.....	Negaunee.
MINNESOTA.		
1	Milo White.....	Chatfield.
2	James B. Wakefield.....	Blue Earth City.
3	Horace B. Strait*.....	Shakopee.
4	Wm. D. Washburn*.....	Minneapolis.
5	Knute Nelson.....	Alexandria.

REPRESENTATIVES—Continued.

District.	Name.	Residence.
MISSISSIPPI.		
1	Henry L. Muldrow*	Starkville.
2	E. S. Jeffords	Greenville.
3	Hernando D. Money*	Winona.
4	Otho R. Singleton*	Canton.
5	Henry S. Van Eaton.....	Woodville.
6	Ethelbert Barksdale.....	Jackson.
7		
MISSOURI.		
1	William H. Hatch*	Hannibal.
2	A. M. Alexander.....	Paris.
3	Alexander M. Dockery	Gallatin.
4	James N. Burnes.....	St. Joseph.
5	Alexander Graves.....	Lexington.
6	John Cosgrove.....	Boonville.
7	Aylett H. Buckner*	Mexico.
8	John J. O'Neill.....	St. Louis.
9	James O. Broadhead.....	St. Louis.
10	Martin L. Clardy*	Farmington.
11	Richard P. Bland*	Lebanon.
12	Charles H. Morgan.....	Lamar.
13	Robert W. Fyan.....	Marshfield.
14	Loundes H. Davis	Jackson.
NEBRASKA.		
1	Archibald J. Weaver.....	Falls City.
2	James Laird	Hastings.
3	Edward K. Valentine*	West Point.
NEVADA.		
	George W. Cassidy*	Eureka.
NEW HAMPSHIRE.		
1	Martin A. Haynes	Lake Village.
2	Ossian Ray*	Lancaster.
NEW JERSEY.		
1	Thomas M. Ferrell.....	Gloucester.
2	John H. Brewer*	Trenton.
3	John Kean, Jr.....	Elizabeth.
4	Benjamin F. Hawey.....	Newton.
5	Wm. Walter Phelps.....	Englewood.
6	Wm. H. F. Fiedler.....	New Brunswick.
7	Wm. McAdoo.....	Jersey City.

* Van H. Manning received certificate of election; contested by J. R. Chalmers on the ground that votes should be counted which were cast for J. R. Chambliss.

REPRESENTATIVES—Continued.

District.	Name.	Residence.
NEW YORK.		
1	Perry Belmont*	New York.
2	Wm. E. Robinson*	Brooklyn.
3	Darwin R. James	Brooklyn.
4	Felix Campbell.	Brooklyn.
5	Nicholas Muller.....	New York.
6	Samuel S. Cox*	New York.
7	William Dorsheimer	New York.
8	John J. Adams.....	New York.
9	John Hardy*	N. w York.
10	Abram S. Hewitt*	New York.
11	Orlando B. Potter	New York.
12	Waldo Hutchins*	New York.
13	John H. Ketcham*	Dover Plains.
14	Lewis Beach*	Cornwall.
15	John H. Bagley, Jr.....	Catskill.
16	Thomas J. Van Alstyne	Albany.
17	Henry G. Burleigh.....	Whitehall.
18	Frederick A. Johnson	Glen's Falls.
19	Abraham X. Parker*	Potsdam.
20	Edward Wemple.....	Fultonville.
21	George W. Ray.....	Norwich.
22	Charles R. Skinner*	Watertown.
23	J. Thomas Spriggs.....	Utica.
24	Newton W. Nutting.....	Oswego.
25	Frank Hiscock*	Syracuse.
26	Sereno E. Payne	Auburn.
27	James W. Wadsworth*	Geneseo.
28	Stephen C. Millard.....	Binghamton.
29	John Arnot.....	Elmira.
30	Halbert S. Greenleaf.....	Rochester.
31	Robert S. Stevens	Attica.
32	William F. Rogers.....	Buffalo.
33	Francis B. Brewer.....	Westfield.
<i>At Large.</i>		
	Henry W. Slocum.....	Brooklyn.
NORTH CAROLINA.		
1	Thomas G. Skinner.....	Elizabeth City.
2	James E. O'Harra.....	Erfield.
3	Wharton G. Green.....	Fayetteville.
4	William R. Cox*	Raleigh.
5	Alfred M. Scales*	Greensborough.
6	Clement Dowd*	Charlotte.
7	Tyre York.....	Wilkesborough.
8	Robert B. Vance*	Ashville.
<i>At Large.</i>		
	Risden T. Bennett.....	Wadesborough.

REPRESENTATIVES—Continued.

District.	Name.	Residence.
OHIO.		
1	John F. Follett	Cincinnati.
2	Issac M. Jordan	Cincinnati.
3	Robert Maynard Murray	Piqua.
4	Benjamin Le Fevre*	Sidney.
5	George E. Seney	Tiffin.
6	William D. Hill	Defiance.
7	Henry L. Morey*	Hamilton.
8	Joseph Warren Keifer*	Springfield.
9	James S. Robinson*	Kenton.
10	Frank H. Hurd	Toledo.
11	John W. McCormick	Gallipolis.
12	Alphonso Hart	Hillsborough.
13	George L. Converse*	Columbus.
14	George W. Geddes*	Mansfield.
15	Adoniram J. Warne	Marietta.
16	Beriah Wilkins	Uhrichsville.
17	Joseph D. Taylor	Cambridge.
18	William McKinley, Jr.*	Canton.
19	Ezra B. Taylor*	Warren.
20	David R. Paige	Akron.
21	Martin A. Foran	Cleveland.
OREGON.		
	Melvin C. George*	Portland.
PENNSYLVANIA.		
1	Henry H. Bingham*	Philadelphia.
2	Charles O'Neill*	Philadelphia.
3	Samuel J. Randall*	Philadelphia.
4	William D. Kelley*	Philadelphia.
5	Alfred C. Harmer*	Germantown.
6	James B. Everhart	West Chester.
7	I. Newton Evans	Hatborough.
8	David Ermentrout*	Reading.
9	A. Herr Smith	Lancaster.
10	William Mutchler	Easton.
11	John B. Storm	Stroudsburg.
12	Daniel W. Connolly	Scranton.
13	Charles N. Brumm*	Minersville.
14	Samuel F. Barr*	Harrisburg.
15	George A. Post	Susquehanna.
16	William W. Brown	Bradford.
17	Jacob M. Campbell*	Johnstown.
18	Louis E. Atkinson	Mifflintown.
19	William A. Duncan	Gettysburg.
20	Andrew G. Curtin*	Bellefonte.
21	Charles E. Boyle	Uniontown.
22	James H. Hopkins	Pittsburgh.
23	Thomas M. Bayne*	Allegheny.
24	George V. Lawrence	Monongahela City.

REPRESENTATIVES—Continued.

District.	Name.	Residence.
PENNSYLVANIA—Continued.		
25	John D. Patton.....	Indiana.
26	Samuel H. Miller *.....	Mercer.
27	Samuel M. Brainerd.....	Erie.
<i>At Large.</i>		
	Mortimer F. Elliott.....	Wellsborough.
RHODE ISLAND.		
1	Henry J. Spooner *.....	Providence.
2	Jonathan Chace *.....	Valley Falls.
SOUTH CAROLINA.		
1	Samuel Dibble *.....	Orangeburg.
2	George D. Tillman *.....	Edgefield.
3	D. Wyatt Aiken *.....	Cokesbury.
4	John H. Evins *.....	Spartanburg.
5	John J. Hemphill.....	Chester.
6	George W. Dargan.....	Darlington.
7	E. W. M. Mackey *.....	Charleston.
TENNESSEE.		
1	Augustus H. Pettibone *.....	Greenville.
2	Leonidas C. Houk *.....	Knoxville.
3	George G. Dibrell *.....	Sparta.
4	Benton McMillen *.....	Carthage.
5	Richard Warner *.....	Lewiston.
6	Andrew J. Caldwell.....	Nashville.
7	John G. Ballentine.....	Pulaski.
8	John M. Taylor.....	Lexington.
9	Rice A. Pierce.....	Union City.
10	Casey Young.....	Memphis.
TEXAS.		
1	Charles Stewart *.....	Houston.
2	John H. Reagan *.....	Palestine.
3	James H. Jones.....	Henderson.
4	David B. Culberson *.....	Jefferson.
5	James W. Throckmorton.....	McKinney.
6	Olin Wellborn *.....	Dallas.
7	Thomas P. Ochiltree.....	Galveston.
8	J. H. Miller.....	Gonzales.
9	Roger Q. Mills *.....	Corsicana.
10	John Hancock.....	Austin.
11	Samuel W. T. Lanham.....	Weatherford.
VERMONT.		
1	John W. Stewart.....	Middlebury.
2	Luke P. Poland.....	St. Johnsbury.

REPRESENTATIVES—Continued.

District.	Name.	Residence.
VIRGINIA.		
1	Robert M. Mayo	Hague.
2	Harry L.	Hampton.
3	George D. Wise	Richmond.
4	Benjamin S. Hooper	Farmville.
5	George C.	Danville.
6	J. Randolph Tucker*	Lexington.
7	John Paul	Harrisonburg.
8	John S. Barbour*	Alexandria.
9	Henry S. Bowen	Knob.
<i>At Large.</i>		
	John S. Wise	Richmond.
WEST VIRGINIA.		
1	Nathan Coff, Jr.	Clarksburg.
2	William L. Wilson	Charlestown.
3	C. P. Snyder	Kanawha C. H.
4	Eustace Gibson	Huntington.
WISCONSIN.		
1	John Winans	Janesville.
2	Daniel H. Sumner	Waukesha.
3	Burr W. Jones	Madison.
4	Peter V. Deuster*	Milwaukee.
5	Joseph Rankin	Manitowoc.
6	Richard Guenther*	Oshkosh.
7	Gilbert M. Woodward	La Crosse.
8	William T. Price	Black River Falls.
9	Isaac Stephenson	Marinette.


* Vice John E. Kenna, elected to United States Senate.

TERRITORIES.

Name.	Residence.
ARIZONA.	
Granville H. Oury	Florence.
DAKOTA.	
John B. Raymond	Fargo.

TERRITORIES—Continued.

Name.	Residence.
IDAHO.	
Theo. F. Singiser.....	Boise City.
MONTANA.	
Martin Maginnis.....	Helena.
NEW MEXICO.	
Tranqualino Luna.....	Los Lunas.
UTAH.	
John T. Caine.....	Salt Lake City.
WASHINGTON.	
Thomas H. Brents.....	Walla Walla.
WYOMING.	
Morton E. Post.....	Cheyenne.



SENATORS AND REPRESENTATIVES

OF THE

SIXTY-SIXTH GENERAL ASSEMBLY OF OHIO, 1884-86;

ALSO,

APPORTIONMENT FOR MEMBERS OF GENERAL ASSEMBLY OF
OHIO, 1881-1891.

SENATORS AND REPRESENTATIVES OF THE SIXTY-SIXTH GENERAL ASSEMBLY OF OHIO.

SENATORS.

st.	Names.	Politics.	Counties.	Post-office address.	Occupation.
1	Caldwell, William.....	D.	Hamilton	Cincinnati.....	Attorney-at-law.
2	O'Brien, William L.....	D.	"	"	Farmer.
3	Pruden, Andrew J.....	D.	"	"	Attorney-at-law.
4	Elliott, George F.....	D.	Butler	Hamilton	Farmer.
5	Brenner, Simon.....	D.	Montgomery	Sulphur Grove.....	Farmer.
6	Myers, John E.....	D.	Clermont	Goshen	Physician.
7	Oren, Jesse N.....	R.	Clinton	Gurneyville.....	Farmer.
8	Reed, William H.....	D.	Ross	Chillicothe.....	Lumber merchant.
9	Gregg, John W.....	R.	Pike	Waverly	Farmer.
10	Evans, John H.....	R.	Gallia	Gallipolis.....	General business.
11	Welch, Calvin S.....	D.	then.....	Athens	Attorney-at-law.
12	Van Cleuf, Aaron R.....	D.	Pickaway.....	Circleville.....	Editor and publisher.
13	Durflinger, Sylvester W.....	R.	Madison.....	London.....	Attorney-at-law.
14	Cable, A. C.....	D.	Miami.....	Covington.....	Banker.
15	Hane, John J.....	R.	Marion.....	Marion.....	Banker.
16	Smith, Gilbert.....	D.	Washington	Barlow	Farmer.
17	O'Neil, John.....	D.	Muskingum.....	Zanesville.....	Attorney-at-law.
18	Levering, Allen.....	D.	Mo row	Mount Gilead	Banker.
19	Crowell, William S.....	D.	Coshocton	Coshocton	Attorney-at-law.
20	Hogue, Solomon.....	R.	Belmont	Somerton.....	Merchant.
21	Lewis, John V.....	D.	Stark.....	Alliance.....	Physician.
22	Dickinson, John M.....	R.	Columbiana	New Lisbon.....	Attorney-at-law.
23	Fassett, Alonzo D.....	R.	Mahoning	Youngstown.....	Editor and correspondent.
24	Wolcott, Simon P.....	R.	Portage	Kent.....	Attorney-at-law.
25	Williams, A. J.....	D.	Cuyahoga	Cleveland	Attorney-at-law.
26	Ely, George H.....	R.	"	"	Mineral operator.
27	Loomis, Timothy G.....	R.	Medina	Lodi	Farmer and grain dealer.
28					
29					

30	Jaeger, Godfrey	D.	Ottawa	Elmore	Editor and publisher.
31	Williston, John H.	D.	Crawford	Buryrus	Editor.
32	Godfrey, Thomas J.	D.	Mercer	Celina	Attorney-at law and banker.
	White, Elmer	D.	Defiance	Defiance	Editor and publisher.
33	McLyman, William H.	D.	Lucas	Toledo	Manufacturer.
	Raney, Orlando B.	D.	Putnam	Ottawa	Merchant.

REPRESENTATIVES.

Names.	Politics.	Counties.	Post-office address.	Occupation.
Addison, Charles E.	D.	Muskingum	Zanesville	Merchant.
Baker, David	D.	Darke	Greenville	Manufacturer.
Barger, Gilbert H.	D.	Coshocton	Coshocton	Attorney-at-law.
Barrett, David M.	R.	Highland	Rainsboro.	Farmer.
Beatty, William	D.	Lucas	Toledo	Printer.
Black, James T.	D.	Madison	Plain City	Merchant.
Bohl, Henry	D.	Washington	Marietta	Insurance.
Brooks, Emerson P.	R.	Meigs	Harrisonville.	Farmer.
Brown, S. W.	R.	Warren	Lebanon	Attorney-at-law.
Bruce, J. E.	D.	Hamilton	Cincinnati	Attorney-at-law.
Brunner, Lewis A.	D.	Wyandot	Upper Sandusky	Editor and publisher.
Buchanan, Robert	D.	Clermont	Bavaria	Farmer.
Burnett, Charles C.	R.	Cuyahoga	Cleveland	Lumber dealer.
Byal, Absalom P.	D.	Hancock	Findlay	Farmer.
Cameron, Jesse L.	R.	Union	Marysville	Attorney-at-law.
Cogan, Thomas J.	D.	Hamilton	Cincinnati	Attorney-at-law.
Cole, L. C.	D.	Stark	Massillon	Attorney-at-law.
Cosgrove, John	D.	Hamilton	Cincinnati	Druggist.
Crites, George W.	D.	Tuscarawas	Canal Dover	Attorney-at-law.
Cuff, John	D.	Henry	Liberty Center	Farmer.
Cummins, J. B.	D.	Hamilton	Glendale	Merchant.
Cunningham, Frank	D.	Butler	Middletown	Farmer.
Deyo, Albert	R.	Fulton	Morenci, Mich.	Farmer.

REPRESENTATIVES—Continued.

Names.	Politics.	Counties.	Post-office address.	Occupation.
Dickson, Alexander.....	R.	Mahoning	Canfield	Farmer.
Edwards, Oscar F.....	D.	Montgomery	New Lebanon.....	Physician.
Emerson, Elijah P.....	R.	Wood	Bloomdale	Farmer.
Farrar, William M.....	R.	Guernsey	Cambridge.....	Attorney-at-law.
Fierce, William W.....	D.	Vinton.....	Wilkesville	Physician.
Finley, Levi W.....	D.	Noble.....	Whigville.....	Farmer.
Ford, George H.....	R.	Gauga and Lake.....	Burton.....	Banker.
Francisco, J. B.....	D.	Sandusky.....	Fremont.....	Farmer.
Gaston, Jos. S.....	R.	Pike.....	Wetmore.....	Merchant.
George, Henry.....	D.	Defiance and Paulding.....	Antwerp	Manufacturer.
Gest, Joseph G.....	R.	Greene	Spring Valley.....	Attorney-at-law.
Goodman, Oliver P.....	D.	Ross	Kingston.....	Farmer.
Greiner, Henry C.....	R.	Perry.....	Somerset.....	Dentist.
Habbeler, William.....	D.	Ottawa.....	Genoa.....	Merchant and manufacturer.
Hadley, Horace L.....	R.	Fayette	Washington C. H.....	Attorney-at-law.
Haley, John P.....	R.	Cuyahoga.....	Cleveland	Polisher.
Hamilton, James H.....	D.	Monroe.....	Calais.....	School teacher.
Harbaugh, A. G.....	D.	Cuyahoga.....	Cleveland.....	Oil refiner.
Hilles, Samuel.....	D.	Brown.....	Georgetown.....	Attorney-at-law.
Holbrook, George W.....	R.	Belmont.....	Nurseryman.
Hughes, William T.....	D.	Auglaize.....	Wapakoneta.....	Merchant.
Hull, George W.....	D.	Van Wert.....	Van Wert.....	Traveling salesman.
Hunt, Phannel.....	D.	Allen.....	Lima.....	Farmer.
Johnson, Solomon.....	D.	Shelby	Botkins	Farmer.
Johnston, Watson D.....	R.	Williams.....	Bryan.....	Attorney-at-law.
Jones, Robert H.....	R.	Huron.....	Townsend.....	Merchant.
Kahle, Ignatius H.....	R.	Jackson.....	Jackson.....	Attorney-at-law.
Kohler, Jacob A.....	D.	Putnam.....	Glendorf.....	Farmer.
Laird, Stephen.....	R.	Summit.....	Akron.....	Attorney-at-law.
Lantz, Jasper N.....	R.	Trumbull.....	Moopotamia	Farmer.
Linduff, Benjamin N.....	R.	Harrison	Moorefield.....	Farmer.
Lisle, Joseph.....	R.	Jefferson	Steubenville.....	Attorney-at-law.
Littler, John H.....	D.	Licking.....	Pataksala.....	Physician.
	R.	Clarke.....	Springfield.....	Attorney-at-law.

Lowenstein, Casper	Franklin	Columbus	Attorney-at-law.
Love, George W.....	Columbiana	Leetonia.....	Attorney-at-law.
Lyman, Cornelius H.....	Medina.....	Wadsworth	Physician.
Melone, Edward.....	Lucas.....	Toledo	Contractor.
Marsh, Archelaus D.....	Mercer	Celina	Attorney-at-law.
Mathews, William S.....	Gallia	Vinton.....	Clerk Ohio Senate.
McBride, John.....	Stark	Massillon	Miner.
Menke, J. B.....	Hamilton.....	Cincinnati.....	Painter.
Miles, Enos W.....	Morrow	Chesterville.....	Farmer.
Mooney, James.....	Cuyahoga	Cleveland	Molder.
Murray, David M.....	Miami.....	Covington.....	Physician.
Myers, Allen O.....	Franklin	Columbus	Journalist.
Ogden, John W.....	Champaign	Urbana	Farmer.
Peet, William.....	Hamilton.....	Cincinnati.....	Molder.
Poe, Joseph M.....	Cuyahoga	Brooklyn	Farmer.
Primrose, Isaac P.....	Athens	Nelsonville.....	Physician.
Puckrin, Joseph.....	Erie.....	Sandusky	Farmer.
Rarey, Alfred K.....	Hardin	Kenton	Farmer.
Roche, William.....	Cuyahoga	Cleveland	Telegrapher.
Ross, Enoch C.....	Carroll	Malvern	Physician.
Ryan, Daniel J.....	Scioto	Portsmouth.....	Attorney-at-law.
Sackett, George L.....	Delaware	Tanktown	Farmer.
Schultz, William A.....	Fairfield.....	Lancaster	Attorney-at-law.
Sharp, George W.....	Holmes.....	Millersburg	Attorney-at-law.
Sheppard, Oscar.....	Preble.....	West Alexandria.....	Physician.
Sherman, Aaron M.....	Portage.....	Kent	Editor.
Staller, David J.....	Seneca	Tiffin	Editor.
Stanbery, Elias M.....	Morgan	McConnelsville	Attorney-at-law.
Staubach, John B.....	Hamilton.....	Cincinnati.....	Merchant.
Stevenson, Andrew.....	Richland	Mansfield	Attorney-at-law.
Stillwell, Byron.....	Ashland	Ashland.....	Physician and surgeon.
Stouffer, Christopher C.....	Wayne	West Salem.....	Retired brick mason.
Stryker, Peter.....	Hamilton	Cincinnati.....	Farmer.
Terrell, James M.....	Hamilton.....	New Vienna.....	Contractor and builder.
Thompson, J. R.....	Knox	Cincinnati.....	Artist.
Thompson, J. D.....	Mt. Vernon.....	Geneva.....	Artist.
Thorp, Freeman.....	Ashabula.....	Dayton.....	Attorney-at-law.
Turner, James.....	Montgomery.....	Bellevue.....	Journalist.
Walker, James.....	Logan.....	Bellevue.....	Journalist.
Washburn, George G.....	Lorain.....	Elyria.....	Journalist.

REPRESENTATIVES—Concluded.

Names.	Politics.	County.	Post-office address.	Occupation.
Weldy, Seth.....	D.	Hocking.....	Logan.....	Attorney-at-law.
Wilson, Dewitt C.....	R.	Lawrence.....	Ironton.....	Physician.
Wolf, Daniel.....	D.	Hamilton.....	Cincinnati.....	Farmer.
Work, Wesley.....	D.	Pickaway.....	Five Points.....	Attorney-at-law.
Young, Boston G.....	D.	Marion.....	Harrisburg.....	Farmer.
Young, Edward W.....	D.	Franklin.....	Blue Creek.....	Farmer.
Young, John B.....	D.	Adams.....	Galion.....	Attorney-at-law.
Zeigler, George M.....	D.	Crawford.....		

APPORTIONMENT FOR MEMBERS OF THE GENERAL ASSEMBLY OF OHIO—1881-1891.

SENATE.

POPULATION OF STATE, 3,198,189; FULL RATIO, 91,376; THREE-FOURTH RATIO, 68,532.

Districts.	Counties.	Population.	Population of district.	Fraction over full ratio.	Fraction multiplied by five.	Number added for fraction.	Terms.					Total.
							1st	2d	3d	4th	5th	
1	Hamilton.....	313,368	313,368	39,240	196,200 ¹	2	3	3	4	4	3	17
2	Butler	42,580										
	Warren	28,392	70,972				1	1	1	1	1	5
3	Montgomery	78,545	103,079	11,703	58,515		1	1	1	1	1	5
	Preble	24,534										
4	Clermont	36,713	69,624				1	1	1	1	1	5
	Brown	32,911										
5	Greene.....	31,349	76,470				1	1	1	1	1	5
	Clinton	24,757										
	Fayette.....	20,364										
6	Highland.....	30,280	70,587				1	1	1	1	1	5
	Ross	40,307										
7	Adams	24,004	99,121	7,745	38,725		1	1	1	1	1	5
	Pike	17,927										
	Scioto	33,511										
	Jackson.....	23,679										
8	Lawrence.....	39,088	116,743	25,367	126,835	1	1	1	1	1	2	6
	Gallia	28,124										
	Meigs	32,325										
	Vinton	17,226										
9	Athens.....	28,413	83,822				1	1	1	1	1	5
	Hocking	21,126										
	Fairfield.....	34,283										
10	Franklin	86,816	114,229	22,853	114,265	1	1	1	1	1	2	6
	Pickaway.....	27,413										
11	Clarke	41,948	89,894				1	1	1	1	1	5
	Champaign.....	27,817										
	Madison.....	20,129										
12	Miami.....	36,178	100,812	9,436	47,180		1	1	1	1	1	5
	Darke.....	40,498										
	Shelby	24,136										
13	Logan.....	26,268	96,235	4,859	24,295		1	1	1	1	1	5
	Union	22,375										
	Marion.....	20,564										
	Hardin	27,028										

¹ Fraction over three full ratios.

APPORTIONMENT—SENATE—Continued.

Districts.	Counties.	Population.	Population of district.	Fraction over full ratio.	Fraction multiplied by five.	Number added for fraction.	Terms.					Total.
							1st	2d	3d	4th	5th	
14	Washington	43,244	75,452	•			1	1	1	1	1	5
	Morgan	20,074										
	Noble (part), Elk, Jefferson, Brookfield, Center, Jackson, Noble, Olive, Sharon	12,134										
15	Muskingum	49,780	145,829	54,453	272,265	2	1	1	2	2	1	7
	Perry	28,218										
	Total 15th dist.	77,998										
16	Delaware	27,380	107,373	15,997	79,985		1	1	1	1	1	5
	Licking	40,451										
	Total 16th dist.	67,831										
17	Knox	27,450	129,536	38,160	190,800	2	1	1	2	2	1	7
	Morrow	19,073										
	Total 17th dist.	46,523										
28	Wayne	40,075	70,093				1	1	1	1	1	5
	Holmes	20,775										
	Total 28th dist.	60,850										
18	Coshocton	26,641	80,443				1	1	1	1	1	5
	Tuscarawas	40,198										
	Total 18th dist.	66,839										
19	Guernsey	27,197	81,621				1	1	1	1	1	5
	Monroe	26,497										
	Noble (part), Stock, Enoch, Marion, Beaver, Buffalo, Seneca, Wayne...	9,003										
20	Belmont	49,638	81,621				1	1	1	1	1	5
	Harrison	20,455										
	Total 20th dist.	70,093										
21	Carroll	16,416	81,621				1	1	1	1	1	5
	Stark	64,027										
22	Jefferson	33,018	81,621				1	1	1	1	1	5
	Columbiana	48,603										

APPORTIONMENT—SENATE—Concluded.

District.	Counties.	Population.	Population of district.	Fraction over full ratio.	Fraction multiplied by five.	Number added for fraction.	Terms.					Total.
							1st	2d	3d	4th	5th	
23	Trumbull	44,882	87,749	1	1	1	1	1	5
	Mahoning	42,867										
24	Ashtabula.....	37,139	139,008	47,632	238,160	2	1	2	2	1	7	
	Lake.....	16,326										
	Geauga	14,255										
	Total 24th dis..	67,720										
26	Portage.....	27,500	196,943	14,191	71,950	2	2	2	2	2	
	Summit	43,788										
	Total 26th dis..	71,288										
25	Cuyahoga	196,943	196,943	14,191	71,950	2	2	2	2	2	10
27	Medina.....	21,454	56,980	2	2	2	2	2	
	Lorain	35,526										
	Total 27th dis..	56,980										
29	Ashland	23,883	117,169	25,793	128,965	1	1	1	1	1	2	6
	Richland	36,306										
	Total 29th dis..	60,189										
30	Huron	31,609	116,076	24,700	123,500	1	1	1	1	1	2	6
	Erie	32,641										
	Sandusky.....	32,063										
	Ottawa	19,763										
31	Seneca	36,955	89,939	1	1	1	1	1	5
	Crawford	30,583										
	Wyandot.....	22,401										
32	Allen	31,323	161,433	70,057 ¹	350,285	3	2	2	2	1	1	8
	Auglaize.....	25,443										
	Defiance.....	22,518										
	Mercer	21,808										
	Paulding	13,490										
	Van Wert	23,030										
	Williams	23,821										
33	Fulton	21,062	194,569	11,817 ¹	59,085	2	2	2	2	2	10
	Hancock	27,788										
	Henry	20,587										
	Lucas.....	67,388										
	Putnam.....	23,718										
	Wood	34,026										

¹ Fraction over two full ratios.

HOUSE OF REPRESENTATIVES.

POPULATION OF STATE, 3,198,189; RATIO, 31,981; ONE-HALF RATIO, 15,990; ONE AND THREE-FOURTHS RATIO, 55,966; TWO FULL RATIOS, 63,962.

Counties.	Population.	Fraction over full ratio.	Fraction multiplied by five.	Number added for fraction.	Terms.					Total for decade— 1881-1891.
					1st	2d	3d	4th	5th	
Adams.....	24,004				1	1	1	1	1	5
Allen.....	31,323				1	1	1	1	1	5
Ashland.....	23,883				1	1	1	1	1	5
Ashtabula.....	37,139	5,158	25,790		1	1	1	1	1	5
Athens.....	28,413				1	1	1	1	1	5
Auglaize.....	25,443				1	1	1	1	1	5
Belmont.....	49,638	17,657	88,285	2	1	1	2	2	1	7
Brown.....	32,911	930	4,650		1	1	1	1	1	5
Butler.....	42,580	10,599	52,995	1	1	1	1	1	2	6
Carroll.....	16,416				1	1	1	1	1	5
Champaign.....	27,817				1	1	1	1	1	5
Clarke.....	41,949	9,967	49,835	1	1	1	1	1	2	6
Clermont.....	36,713	4,732	23,660		1	1	1	1	1	5
Clinton.....	24,757				1	1	1	1	1	5
Columbiana.....	48,603	16,622	83,110	2	1	1	2	2	1	7
Coshocton.....	26,641				1	1	1	1	1	5
Crawford.....	30,583				1	1	1	1	1	5
Cuyahoga.....	196,943	5,057 ¹	25,285		6	6	6	6	6	30
Darke.....	40,498	8,517	42,585	1	1	1	1	1	2	6
Defiance.....	22,518	36,008	4,027	20,135	1	1	1	1	1	5
Paulding.....	13,490									
Delaware.....	27,380				1	1	1	1	1	5
Erie.....	32,641	660	3,300		1	1	1	1	1	5
Fairfield.....	34,283	2,302	11,510		1	1	1	1	1	5
Fayette.....	20,364				1	1	1	1	1	5
Franklin.....	86,816	22,854 ²	114,270	3	3	3	3	2	2	13
Fulton.....	21,062				1	1	1	1	1	5
Gallia.....	28,124				1	1	1	1	1	5
Geauga.....	14,255	30,581			1	1	1	1	1	5
Lake.....	16,326									
Greene.....	31,349				1	1	1	1	1	5
Guernsey.....	27,197				1	1	1	1	1	5
Hamilton.....	313,368	25,539 ³	127,695	3	10	10	10	9	9	48
Hancock.....	27,788				1	1	1	1	1	5
Hardin.....	27,028				1	1	1	1	1	5
Harrison.....	20,455				1	1	1	1	1	5
Henry.....	20,587				1	1	1	1	1	5
Highland.....	30,280				1	1	1	1	1	5
Hocking.....	21,126				1	1	1	1	1	5
Holmes.....	20,775				1	1	1	1	1	5
Huron.....	31,609				1	1	1	1	1	5
Jackson.....	23,679				1	1	1	1	1	5
Jefferson.....	33,018	1,037	5,185		1	1	1	1	1	5

¹ Fraction over six full ratios.


² Fraction over two full ratios.

³ Fraction over nine full ratios.

APPORTIONMENT—HOUSE OF REPRESENTATIVES—Concluded.

Counties.	Population.	Fraction over full ratio.	Fraction multiplied by five.	Number added for fraction.	Terms.					Total for decade—1881-1891.
					1st	2d	3d	4th	5th	
Knox	27,45 ¹				1	1	1	1	1	5
Lawrence	39,068	7,087	35,435	1	1	1	1	1	2	6
Licking	40,451	8,470	42,350	1	1	1	1	1	2	6
Logan	26,268				1	1	1	1	1	5
Lorain	35,526	3,545	17,725		1	1	1	1	1	5
Lucas	67,388	3,426 ¹	17,130		2	2	2	2	2	10
Madison	20,129				1	1	1	1	1	5
Mahoning	42,867	10,886	54,400	1	1	1	1	1	2	6
Marion	20,564				1	1	1	1	1	5
Medina	21,454				1	1	1	1	1	5
Meigs	32,325	344	1,720		1	1	1	1	1	5
Mercer	21,808				1	1	1	1	1	5
Miami	36,178	4,197	20,985		1	1	1	1	1	5
Monroe	26,497				1	1	1	1	1	5
Montgomery	78,545	14,583 ¹	72,915	2	2	2	3	3	2	12
Morgan	20,074				1	1	1	1	1	5
Morrow	19,073				1	1	1	1	1	5
Muskingum	49,780	17,799	88,905	2	1	1	2	2	1	7
Noble	24,137				1	1	1	1	1	5
Ottawa	19,763				1	1	1	1	1	5
Perry	28,218				1	1	1	1	1	5
Pickaway	27,413				1	1	1	1	1	5
Pike	17,927				1	1	1	1	1	5
Portage	27,500				1	1	1	1	1	5
Preble	21,534				1	1	1	1	1	5
Putnam	23,718				1	1	1	1	1	5
Richland	36,306	4,325	21,625		1	1	1	1	1	5
Ross	40,307	8,326	41,630	1	1	1	1	1	2	6
Sandusky	32,063	82	410		1	1	1	1	1	5
Scioto	33,511	1,530	7,650		1	1	1	1	1	5
Seneca	36,955	4,974	24,870		1	1	1	1	1	5
Shelby	24,136				1	1	1	1	1	5
Stark	64,027	65	325		2	2	2	2	2	10
Summit	43,788	11,807	59,035	1	1	1	1	1	2	6
Trumbull	44,882	12,901	64,505	2	1	1	2	2	1	7
Tuscarawas	40,198	8,217	41,085	1	1	1	1	1	2	6
Union	22,375				1	1	1	1	1	5
Van Wert	23,030				1	1	1	1	1	5
Vinton	17,226				1	1	1	1	1	5
Warren	28,392				1	1	1	1	1	5
Washington	43,244	11,263	56,315	1	1	1	1	1	2	6
Wayne	40,075	8,094	40,470	1	1	1	1	1	2	6
Williams	23,821				1	1	1	1	1	5
Wood	34,026	2,045	10,225		1	1	1	1	1	5
Wyandot	22,401				1	1	1	1	1	5

¹ Fraction over two full ratios.



ROSTER OF COUNTY OFFICERS

AND

JUSTICES OF THE PEACE.

COUNTY OFFICERS.

PROBATE JUDGES AND CLERKS OF COURTS.

Counties.	County Seats.	Probate Judges.	Clerks of Courts.
Adams	West Union	Isaac N. Tolle.....	Geo. W. Pettit.
Allen	Lima	Samuel S. Yoder.....	Eugene C. Mackenzie.
Ashland	Ashland	James Alberson	Cloyd Mansfield.
Ashtabula	Jefferson	Edward C. Wade	Chas. H. Simonds.
Athens	Athens	Wm. S. Wilson	Silas E. Hedges.
Auglaize	Wapakoneta.....	John McLain	T. B. Baker.
Belmont.....	St. Clairsville.....	Thomas Cochran.....	William B. Cash.
Brown	Georgetown	Geo. P. Tyler.....	C. C. Blair.
Butler	Hamilton	W. H. Ha.....	R. B. Milliken.
Carroll	Carrollton	Thos. K. Lee.....	H. B. Gregg.
Champaign.....	Urbana	D. W. Todd	J. M. Maitland.
Clarke	Springfield	John C. Miller.....	J. H. Rabbitts.
Clermont	Batavia	James B. Swing.....	H. B. Mattox.
Clinton	Wilmington	John Matthews.....	Marion R. Higgins.
Columbiana	New Lisbon	Wm. G. Wells.....	Wm. Monaghan.
Coshocton	Coshocton	Holder Blackman.....	Samuel Gamble.
Crawford	Bucyrus	Frederick Hipp.....	A. A. Ruhl.
Cuyahoga.....	Cleveland	Daniel R. Tilden.....	Henry W. Kitchen.
Darke	Greenville.....	Samuel L. Kolp.....	Jno. H. Martin.
Defiance	Defiance	J. J. Greene.....	Jno. P. Cameron.
Delaware	Delaware	Rufus Carpenter.....	Chas. M. Jaynes.
Erie	Sandusky City.....	A. E. Merrill	Wm. J. Affleck.
Fairfield	Lancaster	S. T. Shaeffer.....	Wm. H. Wolfe.
Fayette	Washington C. H.	Thos. N. Craig.....	E. W. Welsheimer.
Franklin	Columbus	John T. Gale	John J. Joyce.
Fulton	Wauseon	L. W. Brown	A. B. Smith.
Gallia	Gallipolis.....	S. D. Cowden.....	H. R. Bridbury.
Geauga	Chardon	Henry K. Smith	B. D. Ames.
Greene	Xenia	Jas. W. Harper.....	John A. Cisco.
Guernsey.....	Cambridge	Lot P. Hosick.....	Jas. R. Barr.
Hamilton	Cincinnati	Isaac B. Matson.....	D. J. Dalton.
Hancock	Findlay	S. J. Siddall	Henry H. Louthan.
Hardin	Kenton	Jas. E. Lowry.....	Jos. Timmons.
Harrison	Cadiz	Amon Lemmon	E. B. McNamee.
Henry	Napoleon.....	David Meekison	O. E. Barnes.
Highland.....	Hillsborough	Robert M. Dittey.....	Geo. W. Boies.
Hocking.....	Logan	Wm. T. Acker	Arthur McCartney.
Holmes	Millersburg.....	R. W. Taneyhill	Samuel Anderson.
Huron	Norwalk	Henry L. Kennan.....	S. T. A. Van Sciver.
Jackson	Jackson	H. C. Miller	Frank Crumit.
Jefferson	Stuebenville.....	Wm. V. B. Croskey.....	Ross White.
Knox	Mt. Vernon.....	Elias A. Pealer	Wm. A. Silcott.
Lake	Painesville	Geo. H. Shepherd.....	R. A. Moody.
Lawrence	Ironton	Geo. W. Thompson.....	David C. McConn.
Licking	Newark	David A. Allen	Chas. T. Dickinson.
Logan	Bellefontaine	R. E. Pettit.....	Geo. H. Allen.
Lorain	Elyria	E. H. Hinman.....	Henry J. Lewis.
Lucas	Toledo	Isaac R. Sherwood	R. C. Quiggle.
Madison	London	Oliver P. Crabb.....	E. W. McCormach.
Mahoning	Youngstown.....	Louis W. King	Lloyd Fording.
Marion	Marion	Jno. N. Matthews.....	Jno. H. Thomas.
Medina	Medina	Albert Munson.....	Chas. Neil.
Meigs	Pomeroy	R. H. Brewster	W. A. Race.
Mercer	Celina.....	H. M. Pulskamp.....	Edward Landfair.

PROBATE JUDGES AND CLERKS OF COURTS—Concluded.

Counties.	County Seats.	Probate Judges.	Clerks of Courts.
Miami.....	Troy.....	Wm. C. Johnston.....	John B. Latchford.
Monroe.....	Woodsfield.....	Richard K. Walton.....	Asher Okey.
Montgomery.....	Dayton.....	Wm. D. McKeney.....	O. B. Brown.
Morgan.....	McConnelsville ..	Newell Corner	Wm. A. Brown.
Morrow.....	Mt. Gilead.....	Wm. D. Matthews.....	Samuel P. Gage.
Muskingum.....	Zanesville.....	George L. Foley.....	Howard Aston.
Noble.....	Caldwell.....	Jno. H. Brown.....	L. H. Barry.
Ottawa.....	Port Clinton.....	Wm. Caldwell.....	Wm. A. Eisenhour.
Paulding.....	Paulding.....	B. L. Wentworth.....	Jos. B. Cromley.
Perry.....	New Lexington ..	Frank A. Kelly.....	Jno. A. McGonagle.
Pickaway.....	Circle-ville.....	Henry N. Hedges, sr.	P. W. Brown.
Pike.....	Waverly.....	George Kerns.....	Jno. P. Douglas.
Portage.....	Ravenna.....	C. A. Reed.....	John Porter.
Preble.....	Eaton.....	Robert W. Quinn.....	Jno. R. Cook.
Putnam.....	Ottawa.....	Samuel S. Bacon.....	J. J. Zeller.
Richland.....	Mansfield.....	Eckels McCoy.....	Sam. F. Ottinger.
Ross.....	Chillicothe.....	Benj. F. Stone.....	Samuel J. Briggs.
Sandusky.....	Fremont.....	C. Doncyson.....	Basil Meek.
Scioto.....	Portsmouth.....	H. C. Turley.....	Robert Bell.
Seneca.....	Tiffin.....	Jacob F. Bunn ..	Jas. V. Magers.
Shelby.....	Sidney.....	David Bowersock.....	Frank Hunter.
Stark.....	Canton.....	Seraphim Meyer.....	John McGregor.
Summit.....	Akron.....	C. R. Grant.....	Sumner Nash.
Trumbull.....	Warren.....	W. A. Reeves.....	O. A. Caldwell.
Tuscarawas.....	New Philadelphia	A. H. Brown.....	John Figert.
Union.....	Marysville.....	Jno. B. Coats.....	John Q. Burgner.
Van Wert.....	Van Wert.....	Amos T. Dailey.....	Urban H. Hester.
Vinton.....	McArthur.....	Andrew W. Salts.....	Arthur E. McGrath.
Warren.....	Lebanon.....	Jos. W. O'Neill.....	Harry Wilson.
Washington.....	Marietta.....	F. J. Cutter.....	J. M. Mitchell.
Wayne.....	Wooster.....	Isaac Johnson.....	Jno. Van Nostran.
Williams.....	Bryan.....	Martin Perky.....	E. E. Bechtol.
Wood.....	Bowling Green...	John Reed.....	R. M. Donnelly.
Wyandot.....	Upper Sandusky.	D. D. Clayton.....	Avery Henderson.

SHERIFFS AND PROSECUTING ATTORNEYS.

Counties.	County Seats.	Sheriffs.	Prosecuting Attorneys.
Adams.....	West Union.....	J. Mat. Long.....	Wm. Anderson.
Allen.....	Lima.....	Wm. H. Harter.....	James B. Townsend.
Ashland.....	Ashland.....	Isaac Gates.....	E. N. Hawnot.
Ashtabula.....	Jefferson.....	B. W. Baldwin.....	Jas. P. Cadwell.
Athens.....	Athens.....	John Boden.....	E. Tompkins.
Auglaize.....	Wapakoneta.....	John G. Distelrath.....	C. A. Layton.
Belmont.....	St. Clairsville.....	L. C. Sedwick.....	A. H. Mitchell.
Brown.....	Georgetown.....	John P. Helbling.....	W. R. Evans.
Butler.....	Hamilton.....	Geo. W. St. Clair.....	John F. Milan.
Carroll.....	Carrollton.....	John Skeeles.....	Irvin H. Blythe.
Champaign.....	Urbana.....	Joseph Chamberlin.....	Evan P. Middleton.

SHERIFFS AND PROSECUTING ATTORNEYS—Continued.

Counties.	County Seats.	Sheriffs.	Prosecuting Attorneys.
Clarke.....	Springfield	James Foley.....	W. L. Weaver.
Clermont.....	Batavia.....	Wm. B. Lloyd	James C. McMath.
Clinton.....	Wilmingon.....	John C. Smith.....	E. J. West.
Columbiana.....	New Lisbon.....	John Harbaugh.....	Robert W. Taylor.
Coshocton.....	Coshocton.....	A. J. Miller.....	A. H. Stillwell.
Crawford.....	Bucyrus.....	John Keil.....	Anson Wickham.
Cuyahoga.....	Cleveland.....	E. D. Sawyer.....	Carlos M. Stone.
Darke.....	Greenville.....	Thos. A. Lecklider.....	John C. Clark.
Defiance.....	Defiance.....	John A. Foust.....	Benjamin F. Enos.
Delaware.....	Delaware.....	James E. White.....	Jas. T. Shoup, Jr.
Erie.....	Sandusky City.....	John Strickland	C. B. Winters.
Fairfield.....	Lancaster.....	H. H. Shumaker.....	D. T. Clover.
Fayette.....	Washington C. H.....	Jas. F. Cook.....	Frank G. Carpenter.
Franklin.....	Columbus.....	Louis Heinmiller.....	R. B. Montgomery.
Fulton.....	Wauseon.....	Frank T. Blair.....	W. H. Gavitt.
Gallia.....	Gallipolis.....	Wm. P. Small.....	Wm. H. C. Ecker.
Geauga.....	Chardon.....	John A. Pierce.....	C. W. Osborne.
Greene.....	Xenia.....	James A. Johnson.....	Joseph A. Dean.
Guernsey.....	Cambridge.....	John McGill.....	M. R. Patterson.
Hamilton.....	Cincinnati.....	M. L. Hawkins.....	Wm. H. Pugh.
Hancock.....	Finlay.....	Chas. B. Hall.....	A. B. Shafer.
Hardin.....	Kenton.....	Lewis H. Wells.....	John H. Smick.
Harrison.....	Cadiz.....	Jeff. C. Glover.....	John M. Garvin.
Henry.....	Napoleon.....	Frederick Aller.....	R. W. Cahill.
Highland.....	Hillsborough.....	I. H. McConnaughey.....	John T. Hire.
Hocking.....	Logan.....	Thos. F. McCarthy.....	C. H. Buerhaus.
Holmes.....	Millersburg.....	Barney Christopher.....	John W. Vorhes.
Huron.....	Norwalk.....	Eugene Smith.....	L. C. Laylin.
Jackson.....	Jackson.....	Wm. B. Cherrington.....	E. C. Powell.
Jefferson.....	Stuebenville.....	B. M. Sharp.....	John M. Cook.
Knox.....	Mt. Vernon.....	Allen J. Beach.....	Samuel L. Gatshall.
Lake.....	Painesville.....	A. D. Barrett.....	C. D. Clark.
Lawrence.....	Ironton.....	Thos. H. B. Jones.....	W. S. McCune.
Licking.....	Newark.....	George W. Hall.....	James E. Lawhead.
Logan.....	Bellefontaine.....	Henry M. Cline.....	George W. Emerson.
Lorain.....	Elyria.....	Calvin Ensign.....	David J. Nye.
Lucas.....	Toledo.....	John S. Harbeck, Jr.....	Ezra S. Dodd.
Madison.....	London.....	John F. Johnston.....	D. C. Badger.
Mahoning.....	Youngstown.....	George W. Lodwick.....	Chas. R. Trusdale.
Marion.....	Marion.....	Frank C. Beckley.....	S. H. Court.
Medina.....	Medina.....	J. D. Stow.....	Joseph Andrew.
Meigs.....	Pomeroy.....	H. C. Hayman.....	Uriah Hoyt.
Mercer.....	Celina.....	T. P. Touvelle.....	C. G. A. Miller.
Miami.....	Troy.....	John M. Campbell.....	M. B. Earnhart.
Monroe.....	Woodsfield.....	Christian Lude.....	John B. Driggs.
Montgomery.....	Dayton.....	Chas. T. Freeman.....	John M. Sprigg.
Morgan.....	McConnelsville.....	Wm. Taylor.....	Frank F. Metcalf.
Morrow.....	Mt. Gilead.....	M. G. Modi.....	T. S. White.
Muskingum.....	Zanesville.....	R. J. Hanes.....	Benj. F. Power.
Noble.....	Caldwell.....	I. E. McKee.....	U. B. Wharton.
Ottawa.....	Port Clinton.....	Conrad Gernhard.....	Thos. L. Magers.
Paulding.....	Paulding.....	David W. Parr.....	Lewis H. Plattor.
Perry.....	New Lexington.....	M. A. Crosbie.....	Jas. F. Conly.
Pickaway.....	Circleville.....	John P. Bolin.....	J. P. Winstead.
Pike.....	Waverly.....	Thos. J. Jones.....	John A. Eyler.
Portage.....	Ravenna.....	Wm. Wilcox.....	I. T. Siddall.
Preble.....	Eaton.....	C. Corwin.....	A. M. Crisler.
Putnam.....	Ottawa.....	Frank Rothman.....	W. C. G. Krauss.
Richland.....	Mansfield.....	John Gates.....	Jas. P. Seward.
Ross.....	Chillicothe.....	Wm. L. Tulleys.....	R. R. Freeman.

SHERIFFS AND PROSECUTING ATTORNEYS—Concluded.

Counties.	County Seats.	Sheriffs.	Prosecuting Attorneys.
Sandusky.....	Fremont.....	Chas. F. Pohlman, Jr.	George Kinney.
Scioto.....	Portsmouth.....	A. J. Finney.....	Noah J. Dever.
Seneca.....	Tiffin.....	Thomas F. Whalen.....	P. M. Adams.
Shelby.....	Sidney.....	Thomas M. Hussey.....	George A. Marshall.
Stark.....	Canton.....	James Lee.....	H. W. Harter.
Summit.....	Akron.....	Wm. McKinney.....	Chas. Baird.
Trumbull.....	Warren.....	John S. Hoyt.....	W. Hyde.
Tuscarawas.....	New Philadelphia	G. W. Goudy.....	J. F. Wilkin.
Union.....	Marysville.....	John Hobensack.....	J. M. Brodrick.
Van Wert.....	Van Wert.....	Charles Gordon.....	A. L. Sweet.
Vinton.....	McArthur.....	John Stanley.....	Frank P. Magee.
Warren.....	Lebanon.....	Wm. H. McCain.....	John K. O'Neill.
Washington.....	Marietta.....	D. B. Torpy.....	L. W. Ellenwood.
Wayne.....	Wooster.....	H. R. Messmore.....	John McSweeney, Jr.
Williams.....	Bryan.....	George McGrew.....	G. W. Strayer.
Wood.....	Bowling Green.....	George M. Brown.....	James O. Troup.
Wyandot.....	Upper Sandusky..	Charles F. Schuler.....	Robert McKelly.

AUDITORS AND TREASURERS.

Counties.	County Seats.	Auditors.	Treasurers.
Adams.....	West Union.....	J. W. Shinn.....	Chas. W. Sutterfield.
Allen.....	Lima.....	Wm. D. Poling.....	J. B. Sunderland.
Ashland.....	Ashland.....	E. J. Grosscup.....	Joseph Stofer.
Ashtabula.....	Jefferson.....	E. H. Gikey.....	H. P. Beckwith.
Athens.....	Athens.....	A. J. Frame.....	Hiram L. Baker.
Auglaize.....	Wapakoneta.....	Wm. F. Torrence.....	Lucas Middleton.
Belmont.....	St. Clairsville.....	Rodney Ross Barrett..	E. L. Feeley.
Brown.....	Georgetown.....	W. J. Jacobs.....	B. F. Dyer.
Butler.....	Hamilton.....	Joseph B. Hughes.....	Frank H. Whittaker.
Carroll.....	Carrollton.....	L. M. Barrick.....	Wm. C. Scott.
Champaign.....	Urbana.....	J. M. Fitzpatrick.....	Richard S. Pearce.
Clarke.....	Springfield.....	O. F. Serviss.....	W. S. Wilson.
Clermont.....	Batavia.....	M. J. W. Holter.....	Thomas P. White.
Clinton.....	Wilmington.....	Asa Jenkins.....	I. W. Matthews.
Columbiana.....	New Lisbon.....	Chas. C. Baker.....	John Burns.
Coshocton.....	Coshocton.....	J. W. Cassingham.....	Wm. Walker.
Crawford.....	Bucyrus.....	Adam J. High.....	C. H. Shonert.
Cuyahoga.....	Cleveland.....	Wm. H. Brew.....	H. N. Whitbeck.
Darke.....	Greenville.....	John C. Turpen.....	John S. Simon.
Defiance.....	Defiance.....	Chas. P. Tittle.....	John F. Dowe.
Delaware.....	Delaware.....	Chas. W. Webster.....	Edward E. Neff.
Erie.....	Sandusky City.....	Thos. McFall.....	Wm. Zimmerman.
Fairfield.....	Lancaster.....	Benjamin F. Dum.....	Solomon Bader.
Fayette.....	Washington C. H.	J. P. Robinson.....	J. N. Rowe.
Franklin.....	Columbus.....	Emil Kiesewetter.....	George Beck.
Fulton.....	Wauseon.....	A. W. McConnell.....	James W. Howard.
Gallia.....	Gallipolis.....	Joseph Stafford.....	D. S. Trowbridge.
Geauga.....	Chardon.....	Wm. Howard.....	Robt. Harper.
Greene.....	Xenia.....	Wm. R. Baker.....	F. E. McGervey.
Guernsey.....	Cambridge.....	John C. Beckett.....	John E. Sankey.

AUDITORS AND TREASURERS—Concluded.

Counties.	County Seats.	Auditors.	Treasurers.
Hamilton	Cincinnati	Joseph W. Brewster...	F. Ratterman.
Hancock	Findlay	Wm. T. Platt	Wm. J. Creighton.
Hardin	Kenton	J. W. Welch	John M. Carr.
Harrison	Cadiz	Henry Spence	A. J. Harrison.
Henry	Napoleon	Chas. Evers	A. Pilliod.
Highland	Hillsborough	G. W. Lefever	H. C. Glascock.
Hocking	Logan	Wm. M. Bowen	Eli M. West.
Holmes	Millersburg	James Rowland	Benj. Beegle.
Huron	Norwalk	Henry W. Owen	M. O. Vanfleet.
Jackson	Jackson	B. B. Evans	George J. Reiniger.
Jefferson	Steubenville	Wm. F. Simeral	John Bray.
Knox	Mt. Vernon	Curtis W. McKee	Wm. B. Dunbar.
Lake	Painesville	W. C. Tisdal	Theodore H. Burr.
Lawrence	Ironton	M. S. Bartram	John Hayes.
Licking	Newark	J. F. Lingafelter	Jos. B. Winegarner.
Logan	Bellefontaine	F. R. McLaughlin	Frank S. Case.
Lorain	Elyria	Orville Root	George H. Robbins.
Lucas	Toledo	Walter Pickens	F. R. Warren.
Madison	London	Sammuel M. Prugh	Abraam Tanner.
Mahoning	Youngstown	F. H. Sherer	Wm. Cornelius.
Marion	Marion	Benjamin F. Waples	Thomas Dickson.
Medina	Medina	Clarence J. Chase	G. H. Damon.
Meigs	Pomeroy	J. N. Rathburn	W. B. Warren.
Mercer	Celina	Joseph V. Sidenbinder	Jacob Krensch.
Miami	Troy	Horatio Pearson	Sammuel N. Todd.
Monroe	Woodfield	S. A. Atkinson	John Ruegsegger.
Montgomery	Dayton	John D. Turner	Louis H. P. ock.
Morgan	McConnelsville	Francis M. Kahler	E. R. Worrall.
Morrow	Mt. Gilead	B. D. Buxton	S. W. Trowbridge.
Muskingum	Zanesville	A. A. Patterson	Damel G. Willey.
Noble	Caldwell	W. D. Guilbert	A. C. Cooper.
Ottawa	Port Clinton	A. Hopfinger	Philip Smith.
Paulding	Paulding	R. S. Murphy	A. J. Stenger.
Perry	New Lexington	Orrin Thacker	John Monahan.
Pickaway	Circleville	A. J. Grigsby	P. H. Delaplane.
Pike	Waverly	Joseph Armstrong	Samuel V. McAllister.
Portage	Ravenna	LeGrand A. Olin	W. A. Jenkins.
Preble	Eaton	Hiram L. Robbins	J. H. Musselman.
Putnam	Ottawa	Wm. W. Place	L. L. Parker.
Richland	Mansfield	J. U. Nunmaker	John J. Douglas.
Ross	Chillicothe	Frank J. Esker	Rufus Hosler.
Sandusky	Freimont	Adam Hodes	B. M. Winters.
Scioto	Portsmouth	George L. Dodge	Charles Kinney.
Seneca	Tiffin	F. E. Stoner	John Heabler.
Shelby	Sidney	H. S. Ailes	Peter Goffena.
Stark	Canton	Patrick S. Manley	John R. Dangler.
Summit	Akron	A. Wagouer	A. M. Cole.
Trumbull	Warren	Wm. Wallace	C. O. Hart.
Tuscarawas	New Philadelphia	Frederick Walter	John L. Kennedy.
Union	Marysville	George M. McPeck	Wm. H. Crary.
Van Wert	Van Wert	Wm. T. Exline	Wm. H. Corbet.
Viuton	McArthur	Augustus Robb	Joseph P. Canty.
Warren	Lebanon	A. H. Graha	Chas. H. Dunham.
Washington	Marietta	B. B. Stone	Walter Thomas.
Wayne	Wooster	John B. Wilson	Harvey McClarran.
Williams	Bryan	George F. Solier	S. K. Swisher.
Wood	Bowling Green	E. W. Poe	Luther Black.
Wyandot	Upper Sandusky	L. Smith	George W. Freer.

RECORDERS AND SURVEYORS.

Counties.	County Seats.	Recorders.	Surveyors.
Adams	West Union.....	Chas. T. Downing	Crayton Reynolds.
Allen.....	Lima	Wm. Timberlake	John Keith.
Ashland.....	Ashland	John P. M. Goodman	Lewis M. Wolf.
Ashtabula.....	Jefferson	H. A. Walling.....	Warner W. Hopkins.
Athens.....	Athens	Lafayette Hawk	Arthur Pond.
Auglaize.....	Wapakoneta	Henry C. Settlage.....	John B. Walsh.
Belmont.....	St. Clairsville	Wm. S. Hobbs.....	John A. Mitchell.
Brown.....	Georgetown.....	G. C. Reisinger	George L. McKibben.
Butler.....	Hamilton	Henry C. Grey	T. E. Crider.
Carroll.....	Carrollton	Milton McQuilkin.....	Eli B. Shaw.
Champaign.....	Urbana	M. A. Jordan.....	Benj. Thompson.
Clarke.....	Springfield	Samuel A. Todd	Wm. Sharon.
Clermont.....	Batavia	George Kell	Geo. H. Hill.
Clinton.....	Wilmington.....	E. B. Howland	James A. Brown.
Columbiana.....	New Lisbon	James Atchison.....	Isaac P. Farmer.
Coshocton.....	Coshocton	W. H. Coe.....	Samuel M. Moore.
Crawford.....	Bucyrus	Daniel O. Castle	Harvey L. Weber.
Cuyahoga.....	Cleveland.....	C. C. Sehellentrager.....	J. D. Varney.
Darke.....	Greenville	Richard Hunt	Eli Annacost.
Defiance.....	Defiance	J. C. Woods	T. S. Wight.
Delaware.....	Delaware	Abel M. Rawn.....	L. B. Dennison.
Erie.....	Sandusky City	James Flynn.....	A. W. Judson.
Fairfield.....	Lancaster	Chas. W. Parido.....	Chas. W. Bowland.
Fayette.....	Washington C. H.	J. R. Sutherland.....	T. K. Perdue.
Franklin.....	Columbus	F. M. Senter.....	Josiah Kinnear.
Fulton.....	Wauseon	A. S. Bloomer.....	Lucius B. Fraker.
Gallia.....	Gallipolis	J. F. Chapman.....	W. R. White.
Geauga.....	Chardon	Chas. A. Mills.....	E. L. F. Phelps.
Greene.....	Xenia	S. N. Adams.....	L. Riddle.
Guernsey.....	Cambridge	Rodolph Thomas.....	J. W. Garber.
Hamilton.....	Cincinnati.....	George Robenstein.....	J. A. Hasbrook.
Hancock.....	Findlay	John B. Folz	Edwin Phifer.
Hardin.....	Kenton	Wm. W. Stevenson	A. H. Colwell.
Harrison.....	Cadiz	L. B. Grimes.....	Jacob Jarvis.
Henry.....	Napoleon	T. W. Durbin.....	D. P. Hudson.
Highland.....	Hillsborough	John H. Keech.....	Z. A. Kag.
Hocking.....	Logan	Jacob Weaver	Jas. Davis.
Holmes.....	Millersburg	Theodore H. Thome	J. C. Cathoun.
Huron.....	Norwalk	R. A. Blomer.....	L. B. Mensnard.
Jackson.....	Jackson	E. B. Thompson.....	E. C. Jones.
Jefferson.....	Steubenville	Jacob Hull	Henry L. wis.
Knox.....	Mt. Vernon	G. W. Sandford.....	J. N. Headington.
Lake.....	Painesville	H. B. Green.....	H. N. Munson.
Lawrence.....	Ironton	Wm. F. McKnight.....	J. R. C. Brown.
Licking.....	Newark	Jn. R. McCulloch.....	A. R. Pilsner.
Logan.....	Bellefontaine.....	Jno. A. Coulter.....	S. A. Buchanan.
Lorain.....	Elyria	Wm B. Cahoon	Thos. C. Brown.
Lucas.....	Toledo	C. J. Kirchner.....	G. Meissner, Jr.
Madison.....	London	Samuel P. Trumper.....	Wm. Reeder.
Mahoning.....	Youngstown	Abram S. McCurley.....	J. W. Canfield.
Marion.....	Marion	S. H. Rupp	Samuel Bull.
Medina.....	Medina	L. A. Lewis.....	A. D. Sheldon.
Meigs.....	Pomeroy	C. M. Cline.....	R. H. Ashworth.
Mercer.....	Celina	S. S. Scranton	Marcus Schuler.
Miami.....	Troy	I. A. Landis.....	J. H. Rouzer.
Monroe.....	Woodfield	E. J. Graham.....	Arthur Okey.
Montgomery.....	Dayton	Thomas M. Miskelly.....	John Hiller.
Morgan.....	McConnelsville	J. M. West	J. F. Elliott.

RECORDERS AND SURVEYORS—Concluded.

Counties.	County Seats.	Recorders.	Surveyors.
Morrow	Mt. Gilead	C. L. Van Brimer	B. J. Ashley.
Muskingum...	Zanesville	David Zimmer	L. W. Doane.
Noble	Caldwell	E. W. Wickham	L. D. Merry.
Ottawa	Port Clinton	Chas. C. True	Smith Motley.
Paulding	Paulding	Isaiah Richards	Thos. H. B. Bashore.
Perry	New Lexington	Chas. H. Tinker	John D. Minaugh.
Pickaway	Circleville	Jno. McCrady	Wm. C. Row.
Pike	Waverly	Jno. L. Stir	B. F. West.
Portage	Ravenna	Philo Bierce	J. Cole.
Preble	Eaton	J. W. Ammerman	F. M. Davidson.
Putnam	Ottawa	Leroy M. Ludwig	E. W. Dimock.
Richland	Mansfield	Wm. F. Voegele	O. T. Stewart.
Ross	Chillicothe	Daniel Wilhelm	Wm. P. DeLong.
Sandusky	Fremont	Jno. R. Conklin	Louis A. Dickson.
Scioto	Portsmouth	Wesley Reddish	R. B. Shumway.
Seneca	Tiffin	Jno. H. Bennehoff	Samuel Nighswander.
Shelby	Sidney	H. Gartley	Philip Ratterman.
Stark	Canton	Jno. W. Barnaby	Wm. H. Martin.
Summit	Akron	A. A. Bartlett	Charles F. Perkins.
Trumbull	Warren	H. J. Barnes	E. E. Blanchard.
Tuscarawas	New Philadelphia	Daniel Wyss	O. H. Hoover.
Union	Marysville	George Jordan	F. J. Sager.
Van Wert	Van Wert	W. P. Wolcott	W. B. Jones.
Vinton	McArthur	Cyrus C. Moore	Richard Craig.
Warren	Lebanon	Chas. H. Enlass	F. A. Born.
Washington	Marietta	Jos P. Ward	A. A. Hollister.
Wayne	Wooster	Henry Marshall	J. C. Brinkerhoff.
Williams	Bryan	Thomas J. Coslet	F. M. Priest.
Wood	Bowling Green	Theodore Alexander	Ferdinand Wenz.
Wyandot	Upper Sandusky	S. Inman	Wm. C. Gear.

CORONERS.

Counties.	County Seats.	Coroners.	Year when elected.
Adams	West Union	John W. Nelson	1882
Allen	Lima	Peter K. Brooks	1883
Ashland	Ashland	Daniel Ambrose	1883
Ashtabula	Jefferson	D. G. Palmer	1882
Athens	Athens	Waldo Baird	1883
Auglaize	Wapakoneta	Jas. T. Moore	1882
Belmont	St. Clairsville	Thos. Garrett	1882
Brown	Georgetown	D. B. Young	1882
Butler	Hamilton	Wm. Spencer	1883
Carroll	Carrollton	Jas. Stackhouse	1882
Champaign	Urbana	Samuel M. Mosgrove	1882
Clarke	Springfield	J. L. Colman	1883

CORONERS—Continued.

Counties.	County Seats.	Coroners.	Year when elected.
Clermont	Batavia	Thos. H. Phillips	1882
Clinton	Wilmington	C. J. Ent	1882
Columbiana	New Lisbon	John Kirk	1883
Coshocton	Coshocton	Isaac Vance	1882
Crawford	Bucyrus	J. Hauseburg	1882
Cuyahoga	Cleveland	Herman Bock	1883
Darke	Greenville	David C. Oliver	1883
Defiance	Defiance	D. P. Aldrich	1883
Delaware	Delaware	Jas. H. Hughes	1882
Erie	Sandusky City	Elwood Stanley	1883
Fairfield	Lancaster	S. Sturgeon	1882
Fayette	Washington C. H.	F. H. Knott	1882
Franklin	Columbus	Patrick A. Egan	1883
Fulton	Wauseon	G. W. Hartman	1883
Gallia	Gallipolis	E. G. Alcom	1882
Geauga	Chardon	O. A. Dimmick	1882
Greene	Xenia	C. M. Galloway	1882
Guernsey	Cambridge	J. H. Sarchet	1883
Hamilton	Cincinnati	C. S. Muscroft	1882
Hancock	Findlay	J. C. Trich	1882
Hardin	Kenton	Wm. H. Ward	1883
Harrison	Cadiz	John S. McBean	1883
Henry	Napoleon	R. M. Cloud	1883
Highland	Hillsborough	A. N. Bunn	1883
Hocking	Logan	Daniel Heft	1883
Holmes	Millersburg	S. P. Wise	1883
Huron	Norwalk	Edwin Holliday	1882
Jackson	Jackson	B. F. Smith	1882
Jefferson	Steubenville	Thos. T. Fogg	1883
Knox	Mt. Vernon	A. T. Fulton	1882
Lake	Painesville	Henry M. Mosher	1882
Lawrence	Ironton	N. K. Moxley, Jr.	1883
Licking	Newark	George W. Yearley	1882
Logan	Bellefontaine	A. L. Wright	1882
Lorain	Elyria	R. E. Brannon	1882
Lucas	Toledo	G. A. Hollister	1883
Madison	London	Tim. Haley	1882
Mahoning	Youngstown	H. H. Hawn	1883
Marion	Marion	A. B. McMurray	1882
Medina	Medina	A. Saunders	1882
Meigs	Pomeroy	Jacob Schafer	1882
Mercer	Celina	J. N. Hitzler	1882
Miami	Troy	J. G. Senour	1883
Monroe	Woodsfield	James Anderson	1883
Montgomery	Dayton	W. P. Treon	1882
Morgan	McConnelsville	Andrew Airick	1883
Morrow	Mt. Gilead	J. L. Williams	1882
Muskingum	Zanesville	G. W. Griffee	1883
Noble	Caldwell	Wm. S. Bebout	1881
Ottawa	Port Clinton	Geo. Woodward	1882
Paulding	Paulding	Alvin P. Dix	1883
Perry	New Lexington	Cuthbert Stobbs	1883
Pickaway	Circleville	Jacob A. Long	1882
Fike	Waverly	Daniel L. Sailor	1883
Portage	Ravenna	A. H. Barlow	1882
Preble	Eaton	R. D. Higgins	1882

CORONERS—Concluded.

Counties.	County Seats.	Coroners.	Year when elected.
Putnam	Ottawa	Henry J. Rader.....	1883
Richland	Mansfield	W. S. Mecklem.....	1883
Ross	Chillicothe	M. Bonner.....	1882
Sandusky	Fremont	C. F. Reiff.....	1883
Scioto	Portsmouth	F. L. Stillman.....	1883
Seneca	Tiffin.....	Edward Lepper.....	1883
Shelby	Sidney	Wm. R. Kive.....	1883
Stark.....	Canton	A. C. Brant.....	1882
Summit	Akron.....	B. B. Brashear.....	1882
Trumbull.....	Warren	Wm. H. Fox.....	1883
Tuscarawas	New Philadelphia.....	Geo. W. Bowers.....	1882
Union.....	Marysville.....	W. H. Mowry.....	1882
Van Wert	Van Wert.....	Wm. Fronefield	1883
Vinton	McArthur.....	J. J. Shockey.....	1883
Warren	Lebanon.....	J. B. Graham.....	1882
Washington	Marietta.....	B. C. Gale.....	1883
Wayne	Wooster.....	Jno. Brant.....	1882
Williams.....	Bryan.....	Frank O. Hart.....	1882
Wood.....	Bowling Green	Jos. Hess.....	1883
Wyandot.....	Upper Sandusky.....	J. N. Nelson.....	1882

COMMISSIONERS.

Counties.	Elected—1883.	Elected—1882.	Elected—1881.
Adams	John Martin.....	Wm. McGomey.....	John V. Claxton.
Allen	Charles C. Marshall...	Abram Crider.....	Joseph A. Slates.
Ashland	John Martin.....	N. J. Cresson.....	James Wharton.
Ashtabula	Calvin Dodge.....	E. P. Barker.....	William T. Simonds.
Athens	Willis G. Hickman.....	J. W. Murphy.....	Wm. H. Curfman.
Auglaize	John A. Werst.....	George Van Oss.....	Daniel Fochet, Jr.
Belmont.....	Morris Cope.....	Owen Meekhan.....	Nathaniel Taylor.
Brown	John A. Jennings.....	S. W. Pickerill.....	Ross Wise.
Butler.....	Eli Long.....	Thos. Slade.....	A. G. McKeon.
Carroll	Zephaniah Keyes.....	Wm. Davis.....	Charles H. Scott.
Champaign	Alex. T. McBeth.....	George W. Roberts.....	J. H. Runyan.
Clarke	Jonathan S. Kitchen..	D. W. Rawlings.....	David G. Cory.
Clermont	Jonathan R. Shaw.....	A. Heywood.....	E. D. Titus.
Clinton	Jonas Watkins.....	D. M. Collett.....	Carey Clook.
Columbiana	Hugh McFall.....	L. F. McKenzie.....	Jacob Vanfossan.
Coshocton	Samuel Neldon.....	V. Ferguson.....	C. Lorenz.
Crawford	Peter Bauer.....	Charles Keplinger.....	Jacob Burkley.
Cuyahoga	Geo. A. Schlatterbeck.	Patrick Smith.....	Benj. F. Phinney.
Darke.....	John H. Corwin.....	Samuel Wilson.....	John P. Frederick.
Defiance	Martin Struble.....	Levi Colby.....	David Travis.
Delaware.....	Geo. W. Jones.....	J. C. Ryant.....	Louis Bush.

COMMISSIONERS—Continued.

Counties.	Elected—1883.	Elected—1882.	Elected—1881.
Erie.....	Victor C. Turner.....	James Douglass.....	John Homegardner.
Fairfield	Isaac Kerns.....	Henry Longel.....	E. S. Miller.
Fayette	W. J. Horney.....	R. S. Southerland.....	Robert Eyer.
Franklin	Joseph M. Briggs.....	William Wall.....	Josiah C. Lunn.
Fulton	C. H. Van Ostrand.....	Charles Blake.....	R. H. Scott.
Gallia	Joseph Howard.....	John Malaby.....	Jacob Riggs.
Geauga	Levi K. Locy.....	William W. Wilber.....	Daniel H. Truman.
Greene	H. W. Conklin.....	Alfred Johnson.....	John S. Stevenson.
Guernsey	J. B. Hartley.....	John Shipman.....	A. W. Nicholson..
Hamilton	George Wabintz.....	H. B. Kuhl.....	William H. Hill.
Hancock.....	J. M. Morehead.....	Charles S. Kelly.....	Andrew S. Beck.
Hardin	Wm. M. Neville.....	Charles W. Ruroser ..	Moses Kennedy.
Harrison	M. E. Fierbaugh.....	John Miller.....	E. W. Phillips.
Henry	Wm. H. Booker.....	James Connolly.....	Henry Rolers.
Highland.....	C. P. Sanders.....	David Jackson.....	Frank Ladd.
Hocking	Henry Trimmer.....	R. Koshner.....	Wm. H. Woodruff.
Holmes.....	Jacob Schmidt.....	H. H. Robinson.....	Simeon Snow.
Huron.....	John T. Townsend.....	George Simmons.....	Alex. Lewis.
Jackson	Stephen M. Tripp.....	John Williams.....	Pleasant Springer.
Jefferson	William White.....	James Ball.....	Amos Parsons.
Knox	Jacob Ross.....	James H. McFarland..	Thomas J. Wolfe.
Lake	Joseph Jerome.....	S. C. Carpenter.....	E. B. Griswold.
Lawrence	Anderson Miller.....	W. W. Wiseman.....	M. T. Ridenour.
Licking	Henry Shipley.....	G. A. Clefton.....	Allen B. Coffman.
Logan	Jas. M. Putnam.....	R. P. Larkins.....	John Harrod.
Lorain.....	Alfred Fanoer.....	W. M. Crandall.....	Edward P. Burrell.
Lucas	John Ryan.....	F. R. Warren.....	I. C. Wemert.
Madison	D. D. Sanford.....	Charles H. Beall.....	Henry Lilley.
Mahoning	Andrew D. McClurg ..	John Gault.....	Frank McMaster.
Marion	Wilson Imbody.....	Samuel Mahaffey.....	George Retterer.
Medina	S. B. Rogers.....	Geo. M. Ganyard.....	Frank Mills.
Meigs	Stephen D. Webb.....	J. H. Henderson.....	John Holliday.
Mercer.....	John H. Siebert.....	William Lacy.....	James B. Snyder.
Miami	J. C. Henderson.....	William Johnson.....	Mordecai Clark.
Monroe	John Ruby.....	Jonathan Lienellen.....	N. D. Gardner.
Montgomery	John Munger.....	H. C. Marshall.....	George W. Purcell.
Morgan.....	William R. Jones.....	L. B. Simpson.....	L. J. Coburn.
Morrow	Jacob B. Miller.....	James Atkinson.....	J. C. Swetland.
Muskingum.....	Wm. T. Maher.....	James S. Copeland.....	Edward Butrel.
Noble	Julius R. Grones.....	William W. Collins.....	Isaac Crow.
Ottawa	Lee Whitmore.....	John Andrews.....	Hiram Ransom.
Paulding	Frank M. Wade.....	Martin N. Utley.....	George W. Sowers.
Perry	L. H. Kennedy.....	John Jenkins.....	Nathan Plank.
Pickaway	Geo. Betts.....	Dill Weighand.....	William H. Mowery.
Pike	Geo. Brodbeck.....	Leander Lydick.....	Reuben S. Slarns.
Portage	John L. Thompson.....	Orrin Smyth.....	A. B. Murrill.
Preble	Harvey Paddock.....	Samuel Coovert.....	Henry Furray.
Putnam	Wm. Boehmer.....	Fred. Unterbrink.....	John H. George.
Richland	Christian Baer.....	Levi Dick.....	John F. Murphy.
Ross	C. H. Rentinger.....	Austin People.....	Simon R. Dickson.
Sandusky	D. S. Tinn-y.....	Bryan O'Connor.....	Norton G. Rathburn.
Scioto	Charles Winter.....	L. W. Elliott.....	Charles A. Goddard
Seneca	Edward Childs.....	D. P. Lynch.....	William T. Histe.
Shelby	Christian Kingseed.....	John Linker.....	John E. Bush.
Stark.....	Alonzo Smith.....	John M. Shelter.....	John C. Girwig.
Summit	King J. Ellet.....	Hiram Hart.....	David C. Miller.
Trumbull	Joel Bushnell.....	John L. Smith.....	A. V. Crouch.
Tuscarawas	Wm. E. Lash.....	Samuel Reefer.....	Henry B. Keffer.

COMMISSIONERS—Concluded.

County.	Elected—1883.	Elected—1882.	Elected—1881.
Union	Nathan Howard	Luther Liggett	Uriah Cahill.
Van Wert	David J. Davies	R. R. McDermut	Henry Rumble.
Vinton	Columbus Johnson	Henry Dudleson	Isaac V. Brewer.
Warren	Perry Lukens	E. K. Snoak	Wm. J. Collett.
Washington	J. M. Fearson	B. J. Williamson	Phillip Maltem.
Wayne	Isaiah Byall	John McGlenen	Wesley Spangler.
Williams	Alfred Riley	Joseph Gruk	Eli Wisman.
Wood	Wm. Dunipace	Samuel R. Jenkins	Solomon Fries.
Wyandot	Geo. Harper	A. H. Vanoisdall	Jno. K. Hare.

JUSTICES OF THE PEACE.

Names of Justices.	Townships.	Post-office address.	Expiration of term.
ADAMS COUNTY.			
Henry Scott.....	Tiffin	West Union.....	April 19, 1886
Samuel B. Grooms.....	"	"	19, 1886
M. A. Scott.....	Sprigg.....	Bradyville.....	18, 1886
John N. Case.....	"	"	18, 1886
Allen V. Hutson.....	"	Bentonville.....	18, 1886
Isaac Washburn.....	Liberty.....	Hill's Fork.....	9, 1884
J. R. Mahaffey.....	"	West Union.....	9, 1884
John H. McNeil.....	Wayne.....	Cherry Fork.....	Jan. 19, 1885
John Plummer.....	"	"	April 10, 1886
Abesalom Day.....	Scott.....	Youngsville.....	10, 1886
M. V. Williamson.....	"	May Hill.....	10, 1886
Samuel A. Chapman.....	Melgs.....	Dunbarton.....	14, 1885
David Nixon.....	"	Peebles Station.....	10, 1886
Ad. D. Singer.....	Jefferson.....	Blue Creek.....	Oct. 18, 1884
William Hill.....	"	"	18, 1885
Elliott H. Collins.....	Green.....	Vanceburg, Ky.....	April 9, 1884
T. R. Manning.....	"	St. outs, Ohio.....	14, 1885
W. W. Ellison.....	"	Wagoner's Ripple.....	10, 1886
Wm. M. Smith.....	Monroe.....	Vinegar Hill.....	9, 1884
Isaac Stevenson.....	"	Concord, Ky.....	14, 1885
D. S. Eylar.....	Franklin.....	Locust Grove.....	9, 1884
James Copeland.....	"	"	9, 1884
Harrison T. Masste.....	Winchester.....	Winchester.....	Dec. 18, 1885
George F. Palmer.....	"	"	April 10, 1886
John W. McClung.....	Oliver.....	Wheat Ridge.....	15, 1885
Cary F. Hall.....	"	Dunkinsville.....	10, 1886
James E. Pangburn.....	Manchester.....	Manchester.....	17, 1885
George W. Siders.....	Bratton.....	Lovett's.....	9, 1884
J. B. Gustin.....	"	May Hill.....	Nov. 6, 1886
ALLEN COUNTY.			
Thomas Grubb.....	Amanda.....	Allentown.....	April 11, 1884
A. D. Miller.....	"	"	11, 1886
David N. Hover.....	Auglaize.....	West Newton.....	11, 1884
H. D. Crepps.....	"	West Minster.....	Oct. 20, 1884
Phillip Kell.....	Bath.....	Lima.....	April 11, 1886
Jacob Boose.....	"	"	16, 1886
Stephen D. Crites.....	German.....	Elida.....	11, 1886
Henry Blosser.....	"	Allentown.....	11, 1886
Daniel Younkman.....	Jackson.....	Herring.....	11, 1884
T. W. Corbet.....	"	"	15, 1885
A. J. Mell.....	Monroe.....	Cairo.....	Oct. 18, 1886
Robert Auchmuty.....	"	"	April 11, 1886
Oliver Pollig.....	Marion.....	Scott's Crossing.....	15, 1885
D. N. Geungler.....	"	Landeck.....	11, 1886
C. C. Marshall.....	"	Delphos.....	11, 1886
J. O. Stout.....	Ottawa.....	Lima.....	11, 1884
Gideon Ditto.....	"	"	11, 1886
G. W. Briggs.....	Perry.....	South Warsaw.....	15, 1885
John H. Chapman.....	"	"	11, 1886
G. A. Light.....	Richland.....	Beaver Dam.....	Oct. 18, 1886
William Wilson.....	"	Bluffton.....	20, 1884
John G. Roberts.....	Sugar Creek.....	Gomer.....	April 11, 1884
James Nicholas, Sr.....	"	"	11, 1886
William A. Wolf.....	Shawnee.....	Lima.....	Oct. 2, 1886
W. K. Armstrong.....	"	"	20, 1884
Hugh M. Hill.....	Spencer.....	Spencer-ville.....	24, 1885
John N. Uncapher.....	"	"	April 15, 1885
ASHLAND COUNTY.			
Frederick Smith.....	Hanover.....	Loudonville.....	Oct. 18, 1886
William Vance.....	"	"	June 8, 1885
Silas C. Parker.....	Green.....	Perrysville.....	April 15, 1884
Joseph D. Mumper.....	"	McKay.....	7, 1886
W. O. Porter.....	Vermillion.....	Hayesville.....	7, 1886
Wade Armentrout.....	"	"	7, 1886

JUSTICES OF THE PEACE—Continued.

Names of Justices.	Townships.	Post-office address.	Expiration of term.
<i>Ashtabula County—Continued.</i>			
John D. Jones	Montgomery	Ashland	April 7, 1886
Asa S. Reed	"	"	7, 1886
Cyrus Plank	"	"	7, 1886
George W. Miller	Orange	Nankin	Oct. 19, 1884
George W. Artman	"	"	April 11, 1885
Paul Kelghtley	Mifflin	Mifflin	11, 1885
Daniel Benninghoff	"	"	11, 1885
Enoch Wertman	Milton	Ashland	7, 1886
George Hartman	"	"	7, 1886
John Gibson	Clear Creek	Savannah	Nov. 24, 1885
George Masters	"	"	April 17, 1885
John Singer	Ruggles	Ruggles	Oct. 19, 1884
John H. Taylor	Troy	Nova	April 7, 1884
John D. Phelps	"	"	11, 1885
C. F. Drake	Sullivan	Sullivan	Jan. 12, 1885
M. J. Rogers	"	"	Oct. 17, 1885
John Kantzer	Lake	McZena	April 11, 1886
Sparks Bird	"	Mohecan	7, 1886
George Winbigler	Mohecan	Jeromeville	13, 1885
Joseph Helchel	"	Mohecan	7, 1886
Thomas Sefton	Perry	Rows	Oct. 17, 1885
Peter R. Greenlum	"	Red Haw	April 11, 1885
Jacob East	Jackson	Polk	Nov. 4, 1884
John Berry	"	Alblon	Oct. 17, 1885
ASHTABULA COUNTY.			
W. L. Whitney	Windsor	Windsor Mills	April 9, 1886
F. E. Jones	Wayne	Lindenville	9, 1886
Marion Brown	Trumbull	Trumbull	9, 1886
A. C. Stevens	Sheffield	Gageville	9, 1886
A. J. Whipple	"	Grigg's Corners	9, 1886
Edward Allen	Rome	Rome	9, 1886
F. H. Mason	Richmond	Leon	9, 1886
George S. Jones	Plymouth	Jefferson	9, 1886
Mervin Goddard	Orwell	Orwell	9, 1886
Nelson G. Hyde	New Lyme	New Lyme	9, 1886
E. E. Gowdy	Lenox	Rowenton	9, 1886
C. L. Sampson	J. Iferson	Jefferson	9, 1886
J. C. Talcott	"	"	6, 1886
Erlend Morgan	Harts Grove	Harts Grove	9, 1886
Jonathan Warden	Geneva	Geneva	9, 1886
Burt Brett	"	"	9, 1886
W. H. Gardner	Austintown	Mechanicsville	9, 1886
Jos. D. Bugbee	Ashtabula	Harbor	9, 1886
Sela C. Merrill	Andover	West Andover	9, 1886
W. E. Orcutt	Austintown	Austintown	Oct. 17, 1885
J. K. McNutt	"	Eagleville	17, 1885
Rodney Marsh	Harts Grove	Harts Grove	17, 1885
W. H. Dodge	New Lyme	South New Lyme	17, 1885
E. S. Morse	Kingsville	North Kingsville	17, 1885
Joseph Mullett	"	Kingsville	17, 1885
O. K. Latimer	Saybrook	Saybrook	17, 1885
Woster Benjamin	Cherry Valley	West Andover	17, 1885
Charles McNutt	Plymouth	East Plymouth	April 13, 1885
C. S. McIntosh	Windsor	Windsor	13, 1885
B. B. Smith	Conneaut	South Ridge	13, 1885
A. C. Dibble	"	Amboy	13, 1885
Otis Burgess	"	Conneaut	13, 1885
E. J. Smith	Williamsfield	Williamsfield	13, 1885
P. F. Marvin	Andover	Andover	13, 1885
Leonidas Reeve	Colebrook	Colebrook	13, 1885
John Gee	"	"	13, 1885
John Saxton	Harpersfield	Unionville	13, 1885
L. L. Bennett	"	Harpersfield	13, 1885
Philo Andrews	Cherry Valley	Cherry Valley	Oct. 17, 1884
J. F. Hurr	Dorset	Dorset	17, 1884
Charles Williams	Saybrook	Ashtabula	17, 1884
C. L. Wilcox	Wayne	Lindenville	17, 1884
Thomas Fricker	Jefferson	Jefferson	17, 1884
E. W. Richards	Ashtabula	Ashtabula	May 7, 1884
C. T. Sunbury	Richmond	Richmond	April 11, 1884
Austin Jenings	Conneaut	Conneaut	11, 1884
C. O. Wiley	Monroe	Kellogsville	11, 1884
H. N. Bushnell	"	Monroe Center	11, 1884
F. J. Brewster	"	Clark's Corners	11, 1884

JUSTICES OF THE PEACE—Continued.

Names of Justices.	Townships.	Post-office address.	Expiration of term.
<i>Ashtabula County—Continued.</i>			
H. J. Stone.....	Orwell.....	Orwell.....	April 11, 1884
L. C. Reeve.....	Rome.....	Rome.....	11, 1884
F. C. Cook.....	Williamsfield.....	West Williamsfield.....	11, 1884
William Nelson.....	Trumbull.....	Trumbull.....	11, 1884
F. J. Adams.....	Windsor.....	Windsor Mills.....	11, 1884
George W. Elmore.....	Lenox.....	Lenox.....	11, 1884
B. W. Phillips.....	Dorset.....	Dorset.....	11, 1884
M. A. Leonard.....	Pierpont.....	Pierpont.....	11, 1884
D. L. Huntley.....	".....	".....	Dec. 6, 1886
R. W. Calvin.....	Ashtabula.....	Ashtabula.....	Nov. 8, 1886
John J. Hoyt.....	Morgan.....	Rock Creek.....	Oct. 18, 1886
Edward Kennah.....	".....	".....	May 2, 1886
Henry D. Cleveland.....	Denmark.....	North Sheffield.....	Oct. 17, 1886
John H. Sutherland.....	".....	Denmark.....	18, 1886
ATHENS COUNTY.			
John Boden.....	Waterloo.....	Marshfield.....	Jan. 25, 1884
S. T. Hull.....	Lodi.....	Hulls.....	April 11, 1884
S. H. Stephenson.....	Dover.....	Chuncey.....	11, 1884
W. S. Williams.....	Lodi.....	Shade.....	11, 1884
Warren Northrop.....	Alexander.....	Hebbardsville.....	11, 1884
J. N. Sands.....	Trimble.....	Trimble.....	11, 1884
Frederick Stalder.....	Ames.....	Athens.....	6, 1884
W. C. Hickman.....	York.....	Nelsonville.....	Nov. 26, 1884
E. T. Rose.....	Athens.....	Athens.....	April 11, 1885
Samuel Fitch.....	Troy.....	Laurel.....	11, 1885
William Golden.....	Athens.....	Athens.....	11, 1885
E. W. Johnson.....	Troy.....	Hockingport.....	11, 1885
P. T. Busche.....	Rome.....	Frost.....	11, 1885
John Whittington.....	Carthage.....	Lottridge.....	11, 1885
Geo. E. Henry.....	Bern.....	Amesville.....	11, 1885
R. A. Constable.....	Athens.....	Athens.....	May 6, 1885
J. A. McKee.....	Dover.....	Millfield.....	Oct. 18, 1885
S. L. Mathews.....	Alexander.....	Pleasanton.....	18, 1885
John F. Camp.....	York.....	Nelsonville.....	Dec. 14, 1885
W. J. Warrenner.....	Ames.....	Amesville.....	April 6, 1886
B. F. Shamel.....	Alexander.....	Pleasanton.....	6, 1886
A. W. Durfee.....	Ames.....	Amesville.....	6, 1886
N. B. Owens.....	Canaan.....	Canaanville.....	6, 1886
E. Hanson.....	Bern.....	Plantsville.....	6, 1886
D. J. Canny.....	Lee.....	Lee.....	6, 1886
Carus Blazer.....	Carthage.....	Shade.....	6, 1886
H. M. Crippen.....	Rome.....	Big Run.....	6, 1886
William Jeffers.....	Lodi.....	Pleasanton.....	6, 1886
J. W. Jones.....	Trimble.....	Trimble.....	6, 1886
S. S. Beebe.....	Rome.....	Beebe.....	6, 1886
P. W. Wilson.....	Waterloo.....	Mineral.....	Aug. 6, 1886
D. D. Dowler.....	Canaan.....	Canaanville.....	Oct. 26, 1886
Arnon Tucker.....	".....	".....	30, 1886
Arnold Hill.....	".....	".....	26, 1886
Joseph J. Lane.....	York.....	Buchtel.....	Nov. 24, 1886
AUGLAIZE COUNTY.			
I. L. Wheeler.....	Duchouquet.....	Cridersville.....	April 9, 1884
P. H. L. Nieter.....	German.....	New Bremen.....	9, 1884
Geo. Hutchinson.....	Wayne.....	Waynesfield.....	9, 1884
Robt. Montgomery.....	Washington.....	Wapakoneta.....	9, 1884
Geo. Van Oss.....	Jackson.....	Minster.....	9, 1884
Simon Robbins.....	Salem.....	Kossuth.....	9, 1884
Geo. Haller.....	".....	".....	Oct. 17, 1884
N. T. S. No. 1e.....	Noble.....	St. Mary's.....	17, 1884
G. R. Gary.....	Goshen.....	New Hampshire.....	17, 1884
Shem Neese.....	Logan.....	Buckland.....	17, 1884
James W. Shaw.....	Clay.....	St. John's.....	April 11, 1885
John S. Butcher.....	Logan.....	Buckland.....	11, 1885
Arnold P. Hinehart.....	Union.....	Unionopolis.....	11, 1885
James A. Doble.....	Clay.....	De Lols.....	11, 1885
James Mack.....	Washington.....	New Knoxville.....	11, 1885
Charles Fritsch.....	St. Mary's.....	St. Mary's.....	11, 1885
Geo. Linhart.....	Pucheta.....	Freyburg.....	11, 1885
Jacob D. Pike.....	Noble.....	St. Mary's.....	11, 1885
John Glynn.....	Moulton.....	Glynnwood.....	Oct. 12, 1885
Geo. M. Rogers.....	Duchouquet.....	Wapakoneta.....	April 4, 1886

JUSTICES OF THE PEACE—Continued.

Names of Justices.	Townships.	Post-office address.	Expiration of term.
<i>Auglaize County—Continued.</i>			
F. C. Buhr.....	Duchouquet.....	Wapakoneta.....	April 4, 1886
Asa Hardin.....	Union.....	Unioapolis.....	4, 1886
Michael Ennis.....	St. Mary's.....	St. Mary's.....	4, 1886
E. F. Gross.....	".....	".....	4, 1886
W. H. H. Burden.....	Goshen.....	New Hampshire.....	4, 1886
J. P. Schmieder.....	Jackson.....	Minster.....	4, 1886
Edward Purpus.....	German.....	New Bremen.....	4, 1886
A. H. Berry.....	Wayne.....	Waynesfield.....	4, 1886
Cicero Sillin.....	Moulton.....	Wapakoneta.....	Oct. 24, 1886
Cornelius Winegardner.....	Fusheta.....	Freyburg.....	24, 1886
BELMONT COUNTY.			
Andrew Alexander.....	Richland.....	St. Clairsville.....	Oct. 21, 1886
M. C. Mitchell.....	Pease.....	Martin's Ferry.....	21, 1886
J. A. Manis.....	Flushing.....	Flushing.....	21, 1886
R. W. James.....	Kirkwood.....	Hendrysburg.....	21, 1886
Jonas Perkins.....	Richland.....	St. Clairsville.....	Jan. 18, 1884
Henry M. Davies.....	Smith.....	Warnock.....	April 10, 1884
John Mc Niece.....	Meade.....	Key.....	10, 1884
A. McKelvey.....	Union.....	Morristown.....	10, 1884
Henry Sipe.....	Richland.....	St. Clairsville.....	10, 1884
Wm. S. Wesley.....	Flushing.....	Flushing.....	10, 1884
Levi Starkey.....	Pease.....	Bridgeport.....	10, 1884
F. C. Robinson.....	Washington.....	Armstrong Mills.....	10, 1884
John S. Simeral.....	Smith.....	Demos.....	10, 1884
E. H. Lucas.....	Meade.....	Key.....	10, 1884
Patrick A. Craig.....	Wayne.....	Hunter.....	Oct. 16, 1884
Henry Stidd.....	York.....	Powhatan.....	16, 1884
John G. Owens.....	Union.....	Morristown.....	Jan. 29, 1885
Hamilton Bigley.....	Richland.....	St. Clairsville.....	April 16, 1885
David M. Davies.....	Warren.....	Barnesville.....	16, 1885
Allen Floyd.....	Pultney.....	Bellaire.....	16, 1885
James McKean.....	".....	".....	16, 1885
George Criswell.....	York.....	Powhatan.....	16, 1885
L. H. Green.....	Somerset.....	Atlas.....	16, 1885
W. F. Outland.....	Union.....	Morristown.....	16, 1885
Wm. Barber.....	Pultney.....	Poorman.....	16, 1885
James Kelsey.....	Meade.....	Businessburg.....	16, 1885
A. M. Workman.....	Wheeling.....	St. Clairsville.....	16, 1885
John Coleman.....	Goshen.....	Bethesda.....	16, 1885
John J. Heskett.....	Wayne.....	Hunter.....	16, 1885
Lee Evans.....	Smith.....	Demos.....	16, 1885
Miles R. Hart.....	Somerset.....	Somerton.....	16, 1885
A. M. Carter.....	Pease.....	Bridgeport.....	16, 1885
D. E. Howell.....	Flushing.....	Flushing.....	16, 1885
Wm. G. Cash.....	Wayne.....	Hunter.....	16, 1885
A. G. King.....	Washington.....	Armstrong Mills.....	April 6, 1886
L. W. Kemp.....	Union.....	Union Town.....	6, 1886
Thos. Brokard.....	Colerain.....	Cope.....	6, 1886
Thomas C. Mercer.....	Washington.....	Armstrong Mills.....	6, 1886
E. B. Armstrong.....	Goshen.....	Pilcher.....	6, 1886
J. W. Martin.....	".....	Bethesda.....	6, 1886
W. C. Hedges.....	Kirkwood.....	Hendrysburg.....	Oct. 21, 1886
W. W. Groves.....	Colerain.....	Cope.....	21, 1886
James H. Cope.....	York.....	Powhatan.....	Dec. 19, 1886
M. M. Scott.....	".....	".....	".....
BROWN COUNTY.			
Marion Wilson.....	Sterling.....	Eastwood.....	Mar. 24, 1884
A. G. Fite.....	Pleasant.....	Georgetown.....	April 18, 1884
F. F. Shaw.....	Union.....	Ripley.....	18, 1884
H. H. Jones.....	Green.....	Mt. Orab.....	18, 1884
Milton Fox.....	Perry.....	Fayetteville.....	18, 1884
V. B. Creager.....	Sterling.....	Eastwood.....	18, 1884
Louis F. Walthar.....	Lewis.....	Higginsport.....	Oct. 28, 1884
John Reeves.....	Perry.....	Fayetteville.....	18, 1884
James Campbell.....	".....	".....	Jan. 21, 1885
E. K. Early.....	Lewis.....	Feesburg.....	April 17, 1885
A. B. Brooks.....	Pike.....	Locust Ridge.....	17, 1885
J. O. Liming.....	Clark.....	Hamersville.....	17, 1885
John Stevenson.....	Byrd.....	Decatur.....	17, 1885
A. Henderson.....	Jackson.....	Winchester.....	17, 1885
Abs'alom Brooks.....	Green.....	Union Plains.....	17, 1885

JUSTICES OF THE PEACE—Continued.

Names of Justices.	Townships.	Post-office address.	Expiration of term.
<i>Brown County—Continued.</i>			
Joseph Kerr.....	Byrd	Decatur	April 17, 1885
Massie Beasley.....	Huntington.....	Aberdeen	17, 1885
H. L. Hedrick.....	Jefferson.....	Russellville.....	Oct. 24, 1885
Samuel Evans.....	Huntington.....	Hlett's	April 20, 1885
Samuel Williamson.....	Jefferson.....	Russellville.....	Oct. 24, 1885
T. B. McChesney.....	Clark	Hamersville.....	24, 1885
George Lyons.....	Lewis.....	Higginsport.....	24, 1885
L. H. Williams.....	Union.....	Ripley	24, 1885
G. A. Jennings.....	Lewis.....	Higginsport.....	24, 1885
James R. Ervin.....	Washington.....	Sardinia	24, 1885
P. R. Kincaid.....	April 14, 1886
James McCall.....	Scott.....	New Hope.....	14, 1886
James Case.....	14, 1886
Frank L. Lindsay.....	Pleasant.....	Georgetown.....	14, 1886
Isaac Waters.....	Franklin.....	Arnheim.....	14, 1886
Nelson Long.....	Eagle.....	Fincastle	14, 1886
D. E. Emmons.....	Pike.....	Mt Orab	14, 1886
Joseph List.....	Franklin.....	Arnheim.....	Dec. 23, 1885
Fountain Inskip.....	Jackson.....	Ash Ridge.....	June 2, 1886
M. R. Kitterman.....	Eagle.....	Fincastle	Oct. 28, 1886
BUTLER COUNTY.			
J. R. Lewis.....	Ross.....	Millville.....	April 19, 1886
Henry Starr.....	Ross.....	10, 1886
P. J. Webber.....	Madison.....	Heno.....	10, 1886
B. B. Dean.....	Millford.....	Collinsville.....	10, 1886
Andrew Fluener.....	St. Clair.....	Seven Mile.....	10, 1886
Silas Williamson.....	Liberty.....	Bethany.....	10, 1886
J. C. Howard.....	Riley.....	Riley.....	10, 1886
W. B. Davis.....	Hanover.....	Millville.....	12, 1885
George Barrett.....	College Corner.....	Oxford tp.....	12, 1885
W. B. Hedding.....	Lemon.....	Middletown.....	12, 1885
James A. Walker.....	St. Clair.....	Seven Mile.....	12, 1885
Amos Jones.....	Morgan.....	Okeana.....	12, 1885
Benjamin Lyle.....	New London.....	12, 1885
Reuben Elkins.....	Fairfield.....	Symmes Corner.....	12, 1885
M. P. Allison.....	12, 1885
S. B. Berry.....	Madison.....	Trenton.....	12, 1885
Thomas J. Coy.....	Union.....	West Chester.....	Oct. 19, 1884
J. H. Wintrow.....	Lemon.....	Monroe.....	19, 1884
W. S. Garver.....	Hamilton.....	Hamilton.....	19, 1884
John W. Owens.....	Riley.....	Auburn.....	May 4, 1884
Henry Keller.....	Hanover.....	McGonigles.....	April 11, 1884
John Wynn.....	Morgan.....	Okeana.....	11, 1884
Jonas P. Randal.....	Millford.....	Somerville.....	11, 1884
A. C. Stephenson.....	Hamilton.....	Hamilton.....	Oct. 19, 1886
Wm. W. Miller.....	Wayne.....	Jacksonsburg.....	1, 1886
Wm. Hill.....	Seven Mile.....	19, 1886
G. W. Weillver.....	Oxford.....	Oxford.....	Nov. 23, 1886
J. W. Frayn.....	Riley.....	Riley.....	Oct. 19, 1886
Jacob Kemp.....	Madison.....	Heno.....	July 11, 1886
James B. Berry.....	Hamilton.....	Hamilton.....	Oct. 19, 1886
CARROLL COUNTY.			
J. B. Roach.....	Augusta.....	Augusta.....	April 9, 1886
Allen Wickersham.....	7, 1885
Joel Pennock.....	Brown.....	Minerva.....	9, 1886
Jasper H. Fishel.....	9, 1886
S. I. Ross.....	Malvern.....	Oct. 23, 1886
A. P. Mortland.....	Center.....	Carrollton.....	April 9, 1884
Wallace L. Handley.....	Jan. 5, 1885
Albert Winder.....	East.....	Norristown.....	Nov. 6, 1885
J. F. Grimes.....	12, 1886
Laughlin McBain.....	Fox.....	Salineville.....	April 9, 1886
Thomas G. Donaldson.....	Scroggsfield.....	Oct. 23, 1886
John Clark.....	Mechanicstown.....	April 15, 1885
Eli M. Orin.....	Harrison.....	New Harrisburg.....	Oct. 24, 1885
Thomas J. Elder.....	April 9, 1884
Abel Wiggins.....	Lee.....	Harlem Springs.....	13, 1885
Samuel Jackson.....	Oct. 23, 1886
Morris James.....	London.....	Kilgore.....	April 11, 1885
Enos Hosterman.....	Oct. 17, 1884
H. L. Rock.....	Monroe.....	Dell Roy.....	April 9, 1886
Robert Russell.....	June 16, 1886

JUSTICES OF THE PEACE—Continued.

Names of Justices.	Townships.	Post-office address.	Expiration of term.
<i>Carroll County—Continued.</i>			
Wm. D. Shearar	Orange	Leesville.....	April 11, 1885
Abner Hixon	"	"	Jan. 26, 1885
Jacob M. Gladden	Perry	Lamartine	8, 1886
C. E. Shepherd	"	"	8, 1886
G. o. W. Speaker	Rose	Magnolia	April 11, 1884
John Roof	"	Dell Roy	11, 1884
A. E. Miller	Union	Carrollton	9, 1886
James Maple	"	"	Oct. 17, 1884
Joseph Hewitt, Sr.	Washington	"	April 11, 1884
R. G. Kean.....	"	Eckley	7, 1885
CHAMPAIGN COUNTY.			
J. P. Pond	Jackson	Christiansburg.....	Oct. 18, 1886
Milton Buingardner	Union	Catawba	April 11, 1884
Jno. W. Walker	"	Mutual	11, 1884
Wm. Patrick	Urbana	Urbana	11, 1884
Michael Galligher	"	"	11, 1884
Robert Guy	Rush	Woodstock	11, 1884
Isaac Neff	Mad River	Terre Haute	11, 1884
S. H. Stockton	Jackson	Saint Paris	11, 1884
Thos. E. Ogborn	Goshen	Mechanicsburg.....	11, 1884
Elisha Yost	Adams	Carysville	11, 1884
Amos Norman	Johnson	Saint Paris	Aug. 2, 1884
Elliott Pence	"	Millerstown	2, 1884
Wm. M. Rhodes	Urbana	Urbana	Oct. 18, 1884
Simeon Taylor	Mad River	Westville	18, 1884
Antrim Berry	"	Millerstown	18, 1884
James Wells	Wayne	Mingo	Dec. 1, 1884
Jos. C. Neer	Union	Catawba	April 14, 1885
Geo. W. Swimiey	Wayne	Cable	14, 1885
Smith M. Pence	Concord	Westville	14, 1885
Henry W. Brown	Goshen	Mechanicsburg.....	14, 1885
Ell Sherrrett	Rush	North Lewisburg.....	Oct. 13, 1885
Jno. C. Eby	Harrison	Spring Hills	April 5, 1886
J. B. Morgan	Urbana	Urbana	5, 1886
Geo. Reams	Union	Mutual	5, 1886
A. R. May-c	Salem	West Liberty	5, 1886
Jno. M. Watson	"	Kings Creek	5, 1886
John Foster	Jackson	Christiansburg.....	5, 1886
H. M. Burns	Harrison	Spring Hills	5, 1886
O. A. Baker	Goshen	Mechanicsburg.....	5, 1886
Joseph Groves	Concord	Millerstown	5, 1886
E. Martz	Adams	Carysville	5, 1886
CLARKE COUNTY.			
William Wise	Bethel	Midway	April 11, 1884
Cyrus Lowman	"	New Carlisle	11, 1885
Silas Trumbo	"	Donnellsville	7, 1886
John H. Blöse	German	Fremont City	11, 1884
Alexander Michael	"	Lawrenceville	July 18, 1886
John P. Garlough.....	Greene	Pitchin	April 11, 1885
John B. Patton	"	Springfield	7, 1886
George W. Keeler	Harmony	South Charleston	7, 1886
David King	"	Plattsburg	11, 1884
A. F. Taft	Madison	South Charleston	Jan. 3, 1884
Almon Bradford	"	"	Sept. 6, 1886
A. E. McCann	Mad River.....	Enon	April 11, 1885
George W. Coffield	"	"	Oct. 18, 1885
Daniel Winget	"	"	April 18, 1886
Joel L. Little	Moorefield	New Moorefield	16, 1884
Frank Baldwin	"	"	11, 1884
Madison Over	Pike	Northampton	Oct. 18, 1885
Joseph Ulery	"	New Carlisle	April 7, 1886
N. S. Conway	Pleasant	Catawba	11, 1884
William Jobes	"	"	7, 1886
J. J. Smith	Springfield	Springfield	Feb. 6, 1885
Frank Rightmyer.....	"	"	April 10, 1886
CLERMONT COUNTY.			
T. C. McMillen	Franklin	Felicity	Oct. 27, 1886
Cornelius Whitenack	Wayne	Edenton	25, 1886
Abel Losey	Goshen	Goshen	Nov. 9, 1886
M. A. Wood	Union	Glen Este	April 11, 1884

JUSTICES OF THE PEACE—Continued.

Name of Justices.	Townships.	Post-office address.	Expiration of term.
<i>Clermont County—Continued.</i>			
A. B. Applegate	Miami	Milford	April 11, 1884
J. F. Mellen	Batavia	Amelia	11, 1884
N. S. Stevens	Washington	Point Isabel	11, 1884
A. Williams	Wayne	Newtonsville	11, 1884
James Ingram	Washington	Moscow	11, 1884
T. M. Willis	Monroe	New Richmond	Oct. 19, 1884
Moses Elstun	Union	Milford	April 12, 1885
L. A. Meek	Stonellek	Owensville	12, 1885
J. B. Turner	Monroe	Laurel	12, 1885
Alex. Dunn	"	Nicholsville	12, 1885
George W. Smith	Goshen	Goshen	12, 1885
O. W. Vanosdol	Williamsburg	Williamsburg	12, 1885
M. Hutchinson	Miami	Newberry	12, 1885
J. H. Short	Pierce	Locust Corner	Oct. 17, 1885
W. W. Manning	Tate	Bethel	17, 1885
G. V. Witham	Union	Withamsville	17, 1885
A. L. Essex	Franklin	Rural	17, 1885
George R. Griffith	Tate	Bethel	Nov. 23, 1885
W. H. Hartman	Jackson	Marathon	April 12, 1885
Theophilus Simonton	Miami	Loveland	12, 1886
W. W. Hancock	Pierce	Amelia	12, 1886
N. Y. Bacon	Washington	Neville	12, 1886
Alex. Quilter	Stonellek	Owensville	12, 1886
David Jones	"	Belfast	12, 1886
David Donham	Ohio	Lindale	12, 1886
William Studer	Tate	Bantam	12, 1886
William Yost	Goshen	Goshen	12, 1886
A. C. Doyle	Jackson	Logtown	12, 1886
O. H. Harden	Williamsburg	Williamsburg	12, 1886
Homer McLean	"	"	12, 1886
John Foster	Wayne	Woodville	12, 1886
Lucien M. Dawson	Ohio	New Richmond	May 3, 1886
G. M. Woods	Franklin	Chilo	Oct. 18, 1886
Hamer Norris	Batavia	Batavia	27, 1886
CLINTON COUNTY.			
A. S. Amberg	Greene	New Vienna	April 4, 1886
J. E. Betts	Clark	Martinsville	14, 1885
Peter Clevenger	Washington	Cuba	9, 1884
W. H. Dakin	Richland	Sabina	July 13, 1884
James Cargill	Washington	Cuba	April 14, 1885
Joseph Ferguson	Wilson	Bloomington	Oct. 14, 1884
Daniel Hopewell	Jefferson	Westboro	April 4, 1886
J. S. Kimbrough	Vernon	Clarksville	4, 1886
Jno. S. Lemar	Chester	New Burlington	4, 1886
C. M. Luttrell	Wayne	Memphis	Jan. 30, 1885
D. B. Matthew	Richland	Reesville	July 13, 1884
P. C. Morris	Wayne	Lees Creek	Jan. 30, 1885
O. C. McCune	Adams	Harveysburg	April 9, 1884
Joseph Noon	Liberty	Port William	Oct. 13, 1884
C. N. Osborn	Union	Wilmington	Dec. 13, 1884
J. W. Pond	Greene	New Antioch	April 14, 1885
H. F. Puckett	Clark	Farmer's Station	14, 1885
R. M. Rilea	Marion	Blanchester	9, 1884
W. B. Smith	Vernon	Clarksville	9, 1884
Levi Stratton	Adams	Ogden	4, 1886
Jas. W. Thorp	Wilson	Bloomington	Feb. 4, 1885
L. B. Whitacre	Jefferson	Clinton Valley	Nov. 30, 1884
J. P. Jarrells	Marion	Blanchester	April 7, 1884
T. C. Haydock	Chester	New Burlington	Nov. 12, 1886
F. B. Mills	Union	Wilmington	Oct. 13, 1886
COLUMBIANA COUNTY.			
D. H. Foulks	St. Clair	Calcutta	April 12, 1884
Joseph B. Bell	Middleton	Clarkson	12, 1884
Laban Somers	Knox	North Georgetown	12, 1884
W. R. Wagner	Yellow Creek	Wellsville	12, 1884
Daniel McLane	Madison	West Point	12, 1884
R. J. Hole	Hanover	Hanoverton	12, 1884
George W. Grate	Elkrun	Signal	12, 1884
J. W. Stanley	Butler	Damascoville	12, 1884
Jethu Manley	Liverpool	East Liverpool	12, 1884
A. H. Clark	"	"	12, 1884
John C. McDonald	West	East Rochester	12, 1884
Lewis Walker	"	New Chambersburg	12, 1884

JUSTICES OF THE PEACE—Continued.

Names of Justices.	Townships.	Post office address.	Expiration of term.
<i>Columbiana County—Con.</i>			
Wilson W. Forney	Salem	Leetoina	Sept. 3, 1884
J. Charles Boone	Perry	Salem	Oct. 18, 1884
Josiah Rohrbaugh	Fairfield	Columbiana	18, 1884
George A. Jeffries	"	East Fairfield	18, 1884
E. L. Martin	Madison	West Point	April 11, 1885
John J. Kirk	Washington	Salineville	11, 1885
Pearson W. Taylor	Knox	Homeworth	18, 1885
Stanton Thomas	Butler	Winona	18, 1885
Joseph Brittain	Unity	East Palestine	11, 1885
Eli Augustine	"	Unity	11, 1885
J. C. McCready	Yellow Creek	Wellsville	11, 1885
Thomas Crook	Elkrun	Elkton	11, 1885
William D. Marshall	Salem	Franklin Square	Aug. 23, 1885
J. T. Prosser	Yellow Creek	Wellsville	Oct. 17, 1885
James Doyle	Knox	Beloit	17, 1885
Samuel Eaton	Midleton	East Palestine	17, 1885
Edward Welsh	Franklin	Summitville	Nov. 6, 1885
Allan A. Ramsey	Centre	New Lisbon	April 9, 1886
James A. Martin	"	"	9, 1886
Joseph B. Kichey	"	"	9, 1886
John Patterson	Wayne	Gavers	9, 1886
George Hallam	Liverpool	East Liverpool	9, 1886
John E. Rogers	Perry	Salem	9, 1886
Calvin Farrall	Washington	Salineville	9, 1886
A. G. McKensie	Yellow Creek	Wellsville	9, 1886
Wm. F. McIntosh	Madison	"	9, 1886
William Johnson	St. Clair	Cannon's Mills	9, 1886
Edwin Garside	Hanover	New Garden	Oct. 16, 1886
John G. Augustine	Fairfield	Columbiana	16, 1886
Charles E. Bertolette	Salem	Washingtonville	16, 1886
W. R. Linn	Franklin	Millport	16, 1886
Joseph W. Cope	Unity	Unity	16, 1886
<i>COSHOCTON COUNTY.</i>			
George Stringfellow	Tiverton	Yankee Ridge	April 12, 1884
J. C. Milligan	Keene	Keene	12, 1884
Henry Miller	White Eyes	Avondale	12, 1884
H. J. Stonebrook	Adams	Bakersville	12, 1884
John Cross	Bethlehem	Helmick	12, 1884
S. C. Burrell	"	Warsaw	12, 1884
T. W. Culbertson	Oxford	White Eyes Plains	12, 1884
Jenkin Whitesides	"	"	12, 1884
R. L. Lawrence	Linton	Frew's Mills	12, 1884
Wm. McDonald	Virginia	Dresden, Muskingum Co.	June 22, 1884
C. J. J. Lower	Mill Creek	Clark's	Oct. 17, 1884
H. M. Chalfant	Washington	"	17, 1884
F. M. Buxton	New Castle	New Castle	17, 1884
Thomas Wolfe	Franklin	Franklin Station	17, 1884
Joseph Trego	Bedford	West Bedford	17, 1884
Henry Miller	Jefferson	Warsaw	Dec. 5, 1884
Patrick Thompson	Bedford	West Bedford	April 14, 1885
Michael W. Wilmer	Franklin	Coshocton	14, 1885
W. S. Simons	Linton	"	14, 1885
R. L. Baker	"	Plainfield	14, 1885
James B. Burt	Lafayette	West Lafayette	14, 1885
John R. Church	Monroe	Spring Mountain	14, 1885
Benjamin Beard	Mill Creek	Mound	14, 1885
Bene Pigman	Perry	New Guilford	14, 1885
David Gault	Pike	West Carlisle	14, 1885
Abraham Simmons	Tiverton	Yankee Ridge	14, 1885
L. L. Cautwell	Tuscarawas	Coshocton	14, 1885
George F. Cassingham	"	"	14, 1885
C. C. Geese	White Eyes	Avondale	Oct. 17, 1885
Thomas L. Retilley	Jackson	Roscoe	17, 1885
Sampson McNeal	Monroe	Spring Mountain	17, 1885
W. A. Russell	Lafayette	West Lafayette	17, 1885
W. W. Cox	Virginia	Dresden, Muskingum Co.	Jan. 19, 1886
J. B. Squire	Jackson	Roscoe	April 10, 1886
E. M. Snyder	Crawford	New Bedford	10, 1886
Joseph Dickerson	Washington	Wakitontika	10, 1886
John H. Tompkins	Tuscarawas	Canal Lewisville	10, 1886
W. W. McNeal	Clark	Helmick	10, 1886
E. S. Fisher	Crawford	Chill	10, 1886
John Hagans	New Castle	New Castle	10, 1886
J. P. Fry	"	"	10, 1886
Sampson Fulton	Clark	Clark's P. O.	10, 1886

JUSTICES OF THE PEACE—Continued.

Names of Justices.	Townships.	Post-office address.	Expiration of term.
<i>Cashocon County—Continued.</i>			
W. W. Sprague	Keene	Keene	April 10, 1886
D. E. Laughlin	Jefferson	Warsaw	May 2, 1886
E. S. Bucklew	Clark	Clark's	Oct. 15, 1886
Thomas Morris	Pike	West Carlisle	15, 1886
James Briggs	Franklin	Franklin	15, 1886
Richard Phillips	Adams	Bakersville	Nov. 15, 1886
CRAWFORD COUNTY.			
C. B. Shumaker	Polk	Gallon	April 10, 1884
Allen Campbell	Bucyrus	Bucyrus	10, 1884
P. H. Keiffer	Lykens	Lykens	21, 1884
John Burgbacher	Chatfield	Chatfield	10, 1884
F. M. Anderson	Jackson	Crestline	Sept. 19, 1884
Wm. H. Hise	Liberty	Bucyrus	Oct. 17, 1884
M. W. Wickham	Texas	Poplar	17, 1884
Amos Morse	Auburn	Tiro	17, 1884
C. D. Ward	Bucyrus	Bucyrus	17, 1884
Gust. Leonhart	Tod	Lemert	April 8, 1885
D. T. Timson	Whetstone	New Winchester	8, 1885
J. H. Davidson	Chatfield	Chatfield	8, 1885
Daniel Howe	Auburn	Tiro	8, 1885
Otis Brooks	Dallas	Bucyrus	8, 1885
John Burns	Sandusky	Sulphur Springs	8, 1885
John Hollman	Holmes	Bucyrus	8, 1885
S. A. McKeehan	Liberty	Sulphur Springs	Oct. 17, 1885
David Ogden	Jackson	Crestline	Nov. 22, 1885
W. P. Dean	Jefferson	Leesville Cross Roads	23, 1885
J. P. Filck	"	"	23, 1885
Abraham Underwood	Polk	Gallon	Oct. 17, 1885
Frederick Smith	Tod	Oceola	April 8, 1886
David Hosterman	"	"	8, 1886
Rufus Amand	Holmes	Bucyrus	8, 1886
G. W. Miller	Lykens	Lemert	8, 1886
Harvey Close	Texas	Poplar	8, 1886
Peter D. Studer	Cranberry	New Washington	8, 1886
H. M. Corry	"	"	Oct. 10, 1886
John Warner	Vernon	Liberty Corners	15, 1886
W. S. Ferrill	Whetstone	Bucyrus	15, 1886
J. H. Blackford	Sandusky	North Robinson	15, 1886
J. W. Humphrey	Vernon	Hinesville, Richland co	15, 1886
A. M. Zook	Dallas	Nevada, Wyandot county	15, 1886
CUYAHOGA COUNTY.			
C. A. Ennis	Bedford	Bedford	April 9, 1884
R. C. Smith	"	"	11, 1885
John J. Hecker	Brecksville	Brecksville	5, 1886
Lewis T. Rust	"	"	5, 1886
Carver Stiekney	Brooklyn	Brooklyn	Oct. 18, 1886
George T. Brooks	"	West Cleveland	April 9, 1884
Joseph M. Poe	"	Brooklyn Village	11, 1885
Hannibal Goodell	Chagrin Falls	Chagrin Falls	8, 1884
A. B. Gardner	"	"	9, 1884
W. J. Hart	Cleveland	Cleveland	Oct. 22, 1886
William Jones	"	" 18th ward	April 11, 1884
William Fuller	"	"	Oct. 18, 1884
Isaac L. Gleeson	"	"	13, 1885
F. H. Biermann	"	"	13, 1885
Wm. R. Ryan	"	"	April 5, 1886
C. W. Coates	"	"	5, 1886
S. F. Osborn	Dover	North Dover	Oct. 13, 1885
Edward Merriam	"	"	April 7, 1886
Robert Foster	East Cleveland	Glenville	11, 1884
William Jayred	"	Collamer	Oct. 18, 1884
Anson Bartlett	"	Collinwood	April 11, 1885
A. M. Gates	Euclid	"	13, 1884
J. S. Charles	"	Nottingham	13, 1886
John Austin	"	Euclid	7, 1886
D. Gindesperger	Independence	Independence	7, 1884
R. E. Henton	"	"	Aug. 9, 1886
C. H. Palmer	"	"	April 17, 1886
L. L. Bishop	Mayfield	Mayfield	April 5, 1886
Jas. E. Lowrie	"	"	11, 188
E. J. Kennedy	Middleburg	Bersa	Dec. 12, 1885
George Nokes	"	"	April 11, 1885

JUSTICES OF THE PEACE—Continued.

Names of Justices.	Townships.	Post-office address.	Expiration of term.
<i>Cuyahoga County—Continued.</i>			
L. G. Hamilton	Middleburg	Berea	April 5, 1886
Geo. W. Corlett	Newburgh	Newburgh	9, 1884
A. Hutchison	"	"	Oct. 19, 1886
E. J. Hyde	Olmsted	Olmsted	19, 1886
H. B. Northrop	"	"	April 5, 1888
B. A. Adams	"	"	5, 1886
J. H. Gates	Orange	Barry	9, 1884
William Stoneman	"	"	Oct. 13, 1885
H. R. Henninger	Parma	Brooklyn	April 11, 1885
Asa Emerson	"	Parma	Oct. 13, 1885
Ira E. Canfield	Rockport	Rockport	23, 1886
H. H. Munn	"	"	April 9, 1884
S. W. Thomas	Royalton	North Royalton	Oct. 19, 1886
Francis A. Miner	"	"	April 11, 1885
W. F. Hale	Solon	Solon	Oct. 24, 1886
D. Pettibone	"	"	April 11, 1884
Richard Gibbons	Strongsville	Strongsville	11, 1884
F. J. Bartlett	"	"	Nov. 30, 1884
Wm. S. Corlett	Warrensville	Warrensville	April 9, 1884
Henry N. Clark	"	"	9, 1884
DARKE COUNTY.			
J. A. Hunter	Adams	Bradford	April 9, 1884
P. B. Miller	"	Gettysburg	9, 1884
W. C. Leckleder	"	Horatio	Oct. 27, 1884
McKee Sebring	Allen	Ansonia	April 9, 1884
Chas. W. Wheeler	"	"	6, 1886
S. A. Williams	Brown	"	Oct. 18, 1885
Isaac E. Miller	"	"	April 6, 1886
Robert Gillfillan	Butler	New Castine	14, 1885
J. H. Noggle	"	New Madison	Oct. 18, 1885
W. H. Batson	Franklin	Painter Creek	April 9, 1884
Titus Shearer	"	Gettysburg	15, 1875
A. P. Gorsuch	Greenville	Greenville	Dec. 12, 1885
J. C. Thornton	"	"	12, 1885
Theodore Beers	"	"	April 6, 1876
J. W. Shiveley	German	German	6, 1886
Reuben Ganes	"	"	Dec. 7, 1886
L. G. Turner	Harrison	Hollansburg	April 14, 1885
Geo. N. Noggle	"	New Madison	Oct. 18, 1885
Geo. W. Roberts	"	Wiley's Station	April 9, 1884
Joseph Eichelberger	Jackson	Union City, Ind.	Oct. 18, 1885
A. J. Gribben	"	"	18, 1885
M. B. Briner	Mississinowa	Rose Hill	27, 1884
Harvey Hill	"	"	27, 1884
S. P. Snorf	Maural	Gordon	April 9, 1884
D. W. Nyswanger	"	"	2, 1886
George Schlecty	Neave	Ft. Jefferson	9, 1884
John North	"	"	6, 1886
H. W. Vining	Patterson	Woodland	Oct. 27, 1884
E. W. McCramer	"	"	16, 1886
Daniel Worrell	Richland	Beamsville	April 9, 1884
D. W. Inman	"	Stelrideo	6, 1886
John Fasig	Twin	Ithaca	9, 1884
Ed. Dougherty	"	Arcanum	9, 1884
Albanis Condon	"	Gordon	9, 1884
Geo. Cox	Van Buren	Dellsie	Oct. 16, 1886
David Langston	"	"	April 6, 1886
W. H. Murphy	Wayne	Versailles	Oct. 18, 1885
James Fahnestock	"	"	15, 1886
Thos. M. Richardson	Wabash	North Star	28, 1886
F. M. Birt	"	"	Dec. 19, 1886
C. C. Mate	Washington	Hill Grove	Oct. 27, 1884
J. N. Morrison	"	"	April 6, 1886
James Miller	York	Brock	Jan. 31, 1884
David Oliver	"	Dawn	May 8, 1886
DEFIANCE COUNTY.			
Robert B. Cameron	Tiffin	Evansport	April 7, 1886
William Rath	"	"	7, 1886
Isaac Garver	Washington	Ney	7, 1886
William Ufer	"	Bryan	14, 1885
William T. Bennett	Noble	Brunersburg	14, 1886

JUSTICES OF THE PEACE—Continued.

Names of Justices.	Townships.	Post-office address.	Expiration of term.
<i>Defiance County—Continued.</i>			
David Hunter.....	Defiance	Defiance.....	Oct. 20, 1884
F. E. Stout.....	".....	".....	20, 1885
Jacob Core.....	Delaware.....	Sherwood.....	June 30, 1885
I. N. Slough.....	".....	Delaware Bend.....	April 19, 1886
D. G. Huffman.....	Hicksville.....	Hicksville.....	30, 1884
Frank Forlow.....	".....	".....	7, 1886
John A. Hootman.....	Milford.....	".....	7, 1886
J. P. Frederick.....	Mark.....	Mark Center.....	7, 1886
Alpha Stone.....	Farmer.....	Farmer.....	7, 1886
Wm. H. Lane.....	".....	".....	Oct. 18, 1885
William Williman.....	Richland.....	Defiance.....	18, 1885
Henry Ort.....	".....	".....	April 14, 1885
John W. Rhomey.....	Highland.....	Ayersville.....	9, 1884
J. K. Myers.....	".....	".....	9, 1884
John Knope.....	Adams.....	Adams' Ridge.....	14, 1885
John Wisda.....	".....	Jewell.....	7, 1886
James SeEVERS.....	Milford.....	Hicksville.....	Oct. 20, 1884
Emanuel Ryder.....	Washington.....	Bryan.....	16, 1886
Geo. T. Carpenter.....	Noble.....	Brunersburg.....	16, 1886
G. W. Spealman.....	Mark.....	Mark Center.....	16, 1886
DELAWARE COUNTY.			
Charles Lafever.....	Genoa.....	Westerville.....	April 11, 1884
James M. Crawford.....	Delaware.....	Delaware.....	11, 1884
Thomas F. Carpenter.....	Berkshire.....	Berkshire.....	11, 1884
Samuel M. Wilcox.....	Porter.....	Rich Hill, Knox county.....	11, 1884
Robert J. McGouglie.....	Oxford.....	Ashley.....	11, 1884
A. E. Copper.....	Harlem.....	Center village.....	11, 1884
James T. Shoup.....	Scoto.....	Delaware (Millville box).....	11, 1884
C. E. Worline.....	Radnor.....	Radnor.....	11, 1884
Samuel Lewis.....	".....	".....	11, 1884
W. F. Waldron.....	Kingston.....	Kingston Center.....	Oct. 14, 1884
Ezekiel Abbott.....	Orange.....	Lewis Center.....	14, 1884
James T. Hutchinson.....	Concord.....	Belle Point.....	April 14, 1885
W. F. Bennett.....	Berlin.....	Constantia.....	14, 1885
Lewis C. Linabary.....	Genoa.....	Galena.....	14, 1885
H. A. Hyatt.....	Liberty.....	Hyattville.....	14, 1885
Elias Cole.....	Marlborough.....	Ashley.....	17, 1885
Griffith C. Owen.....	Scoto.....	Delaware.....	14, 1885
H. W. Matu.....	Troy.....	".....	17, 1885
John Roberts.....	Porter.....	Kingston Center.....	14, 1885
H. Barnes.....	Brown.....	Kilbourne.....	14, 1885
D. K. Matthews.....	Orange.....	Lewis Center.....	14, 1885
Charles W. Blymyer.....	Troy.....	Delaware.....	14, 1885
T. H. VanKirk.....	Trenton.....	Condit.....	14, 1885
W. H. Maxwell.....	Kingston.....	Kilbourne.....	14, 1885
I. A. Ports.....	Berkshire.....	Sunbury.....	Oct. 18, 1885
J. H. Homison.....	Thompson.....	Delaware.....	13, 1885
Charles Hill.....	".....	".....	13, 1885
Henry S. Rust.....	Berlin.....	Lewis Center.....	April 11, 1886
D. G. Cratty.....	Scoto.....	Ostrander.....	11, 1886
E. G. Stockman.....	Marlborough.....	Norton.....	11, 1886
J. A. Cone.....	Radnor.....	Radnor.....	11, 1886
Edwin J. Hall.....	Liberty.....	Powell.....	11, 1886
M. E. Wollam.....	Concord.....	Girls' Industrial Home.....	11, 1886
George Seum.....	".....	Belle Point.....	11, 1886
M. P. Carter.....	Harlem.....	Harlem.....	11, 1886
Walter B. Albright.....	Delaware.....	Delaware.....	Oct. 16, 1886
J. T. Livingston.....	Oxford.....	Ashley.....	29, 1886
E. H. Dent.....	Trenton.....	Van's Valley.....	Nov. 1, 1886
ERIE COUNTY.			
H. C. Phillips.....	Berlin.....	Berlin Heights.....	Oct. 18, 1886
Thomas Felton.....	".....	Berlinville.....	April 15, 1885
Samuel Patterson.....	".....	Berlin Heights.....	11, 1886
E. H. Andress.....	Florence.....	Birmingham.....	15, 1885
H. G. Thompson.....	".....	Florence Corners.....	May 29, 1886
G. V. H. Parker.....	Groton.....	Parkertown.....	April 12, 1884
Frederick Smith.....	".....	North Monroeville.....	16, 1886
Lewi Peck.....	Huron.....	Huron.....	12, 1884
James L. Brooks.....	".....	".....	15, 1885
V. Palmer.....	Margaretta.....	Castalia.....	15, 1885
Charles H. Helmlick.....	".....	Venice.....	15, 1885
Francis Potter.....	Milan.....	Milan.....	12, 1884

JUSTICES OF THE PEACE—Continued.

Names of Justices.	Townships.	Post-office address.	Expiration of term.
<i>Erie County—Continued.</i>			
Benjamin Emmons.....	Milan.....	Milan.....	April 15, 1885
Darwin Fay.....	".....	".....	16, 1886
George Beare.....	Oxford.....	North Monroeville.....	12, 1884
Sherman Frasier.....	".....	Milan.....	15, 1885
Theron Goodwin.....	".....	Bloomington.....	14, 1886
Joseph Puckrin.....	Perkins.....	Sandusky.....	15, 1885
John F. Green.....	".....	".....	16, 1886
Martin Trinter.....	Vermillion.....	Vermillion.....	18, 1885
Charles B. Summers.....	".....	".....	12, 1885
Isaac B. Poyer.....	".....	".....	12, 1885
W. A. Childs.....	".....	".....	12, 1886
Charles Cross.....	City of Sandusky.....	Sandusky.....	12, 1884
Wm. Kocht.....	".....	".....	15, 1885
Jay P. Knight.....	".....	".....	15, 1885
John W. Liles.....	Groton.....	Sand Hill.....	Oct. 13, 1886
A. S. Kelley.....	Kelley's Island.....	Kelley's Island.....	21, 1886
John P. Stein.....	Portland.....	Sandusky.....	13, 1886
Jiri L. Ward.....	Kelley's Island.....	Kelley's Island.....	18, 1886
FAIRFIELD COUNTY.			
Nelson Roller.....	Bloom.....	Greencastle.....	April 11, 1884
G. W. Binckley.....	Bern.....	Lancaster.....	11, 1884
J. B. Kramer.....	Bloom.....	Lithopolis.....	11, 1884
D. C. Sutphen.....	Pleasant.....	Pleasantville.....	11, 1884
Milton Baker.....	Richland.....	Rushville.....	11, 1884
H. B. Eyman.....	".....	".....	11, 1884
Manassch Glick.....	Bloom.....	Marcy.....	11, 1884
D. W. Jones.....	Amanda.....	".....	14, 1885
Sol. Weaver.....	Pleasant.....	Pleasantville.....	11, 1884
E. S. Gardner.....	Rush Creek.....	Bremen.....	Oct. 17, 1884
Noah Vandemark.....	Violet.....	Pickerington.....	17, 1884
Benjamin H. Shaw.....	Hocking.....	Lancaster.....	26, 1884
F. Armentrout.....	Walnut.....	Millersport.....	17, 1884
Alexander Klefaber.....	Clear Creek.....	Clear Creek.....	April 14, 1885
Timothy Fishpaugh.....	Lancaster.....	Lancaster.....	14, 1885
Daniel Rudolph.....	Berne.....	Sugar Grove.....	14, 1885
Van. H. Ginder.....	Liberty.....	Baltimore.....	14, 1885
David C. Keller.....	Greenfield.....	Dumonts ville.....	14, 1885
L. G. Smith.....	Walnut.....	New Salem.....	Oct. 17, 1885
Wm. J. Dum.....	Amanda.....	Amanda.....	17, 1885
John Smith.....	Violet.....	Lockville Station.....	17, 1885
Wm. F. Ziegler.....	".....	Pickerington.....	17, 1885
Leander Hay.....	Madison.....	Clearport.....	17, 1885
Thomas H. White.....	Lancaster.....	Lancaster.....	Jan. 12, 1886
E. F. Holland.....	Liberty.....	Basil.....	April 6, 1886
Henry O. Hardin.....	Clear Creek.....	Stoutsville.....	6, 1886
Ambrose Floyd.....	Hocking.....	Lancaster.....	6, 1886
John F. Martins.....	Madison.....	Clearport.....	11, 1886
W. H. Seifert.....	Rush Creek.....	Bremen.....	6, 1886
L. S. Rocky.....	Liberty.....	Basil.....	6, 1886
Samuel Worrell.....	Greenfield.....	Carroll.....	Oct. 24, 1886
FAYETTE COUNTY.			
J. M. Irlons.....	Concord.....	Staunton.....	Nov. 23, 1885
M. M. Owens.....	".....	".....	April 11, 1886
Wm. F. Borden.....	Green.....	Moon's Post-office.....	Oct. 22, 1886
John Adams.....	".....	".....	April 12, 1885
John T. Hiser.....	Jasper.....	West Lancaster.....	12, 1885
Smith Rankin.....	".....	".....	12, 1885
Reuben Rankin.....	Jefferson.....	Washington C. H.....	12, 1885
J. W. Glass.....	".....	Fill Post-office.....	12, 1885
W. G. Creamer.....	".....	Jeffersonville.....	11, 1886
J. S. Harrison.....	Madison.....	Madison Mills.....	13, 1884
Daniel Kelley.....	".....	Fancoastburg.....	22, 1884
W. B. Pursell.....	Marion.....	".....	13, 1884
Elmer Trump.....	".....	New Holland.....	11, 1886
Harrison Limes.....	Perry.....	New Martinsburg.....	13, 1884
William A. King.....	".....	".....	11, 1886
J. P. A. Dickey.....	Paint.....	Bloomington.....	12, 1885
Richard Brock.....	".....	".....	11, 1886
John T. Cox.....	Union.....	Washington C. H.....	15, 1884
J. B. Koontz.....	".....	".....	Mar. 20, 1885
Joseph A. Moore.....	Wayne.....	Good Hope.....	Oct. 29, 1884
J. A. Britton.....	".....	".....	April 11, 1886

* Resigned.

† Deceased.

JUSTICES OF THE PEACE—Continued.

Names of Justices.	Townships.	Post-office address.	Expiration of term.
FRANKLIN COUNTY.			
Ezekiel Dubois	Blendon	Central College	May 10, 1886
R. R. Arnold	"	Westerville	Oct. 18, 1886
Joseph Klce	Brown	West Canaan	April 15, 1885
Robert K. Reece	"	"	15, 1885
A. W. Jeffries	Clinton	Mifflinville	Oct. 26, 1886
John Starrett	"	Clintonville	26, 1886
Jesse Aikins	Franklin	Columbus	April 9, 1884
Peter Schwartz	"	"	Oct. 23, 1886
Jacob Reab	Hamilton	Shadeville	April 7, 1884
Edwin M. Earhart	"	Lockbourne	11, 1884
Aaron Nelswander	Jackson	Grove City	Oct. 26, 1884
T. J. Adams	"	"	April 7, 1886
Ezekiel Compton	Jefferson	Black Lick	5, 1884
John Sagar	"	"	May 25, 1884
J. B. Evans	Madison	Canal Winchester	April 6, 1886
Milton Cummins	"	Lithopolis	11, 1886
George W. Coffoo	Marion	Columbus	11, 1885
G. S. Inuls	"	"	Oct. 19, 1885
Eli Chrysler	Mifflin	Gahanna	April 17, 1885
David Beers	"	Mifflinville	Jan. 20, 1886
Orange Sells	Norwich	Hilliard	Oct. 26, 1886
Griffin Roberts	"	"	19, 1884
C. L. McGurer	Perry	Dublin	April 12, 1884
John L. Walcutt	"	North Columbus	16, 1884
W. L. Walcott	"	"	11, 1885
Thomas Carpenter	Plain	Hope	Nov. 8, 1886
John Perry	"	"	April 16, 1886
N. V. Dalby	Pleasant	Harrisburg	12, 1885
J. R. Biggart	"	Georgetown	11, 1886
James Cummins	Prairie	Galloway	11, 1884
P. M. Reese	"	Alton	11, 1885
I. N. Wells	Sharon	Worthington	Oct. 31, 1885
W. F. Griswold	"	"	April 12, 1886
James Taylor	Truro	Truro	13, 1884
C. J. Hutson	"	Reynoldsburg	8, 1885
Eli W. Tuller	Washington	Dublin	12, 1884
W. J. Shriver	"	Hilliard	12, 1884
Augustin Thomas	"	Dublin	10, 1886
John F. Mcadden	Montgomery	Columbus	Oct. 18, 1886
Lot L. Smith	"	"	April 16, 1884
John P. Remmy	"	"	10, 1885
Henry Olnhausen	"	"	14, 1886
FULTON COUNTY.			
Andrew J. Champion	Amboy	Metamora	April 14, 1885
Darius Higley	"	Al	Oct. 18, 1885
John C. Fuller	Royalton	Lyons	15, 1886
Samuel Gordinier	"	Delta	April 14, 1885
Frederick D. Barden	"	Lyons	Oct. 15, 1886
John S. Butler	Chesterfield	Oak Shade	April 11, 1886
George W. Roos	"	Moreuel, Michigan	11, 1886
Arthur Allen	Gorham	Fayette	12, 1884
Israel Mattern	"	"	14, 1885
Harrison W. Ely	Franklin	"	Oct. 18, 1885
Charles L. Stevens	"	Tedrow	April 11, 1886
David Ayres	Dover	"	Oct. 15, 1886
Oliver B. Verity	"	Ottokee	18, 1885
John S. Laver	Pike	Delta	15, 1886
Wm. H. Hulbert	"	Winanek	17, 1884
L. A. Bassett	Fulton	Swanton	17, 1884
Robert J. Babcock	"	Al	17, 1884
Sylvanus F. Cosgrove	Swan Creek	Swanton	April 14, 1885
John Cunningham	"	"	Oct. 15, 1886
Joseph A. Coleman	"	Colton, Henry county	April 11, 1886
Palmer R. Lewis	"	Delta	11, 1886
Wm. H. Highshew	York	Wauseon	12, 1884
Lucius H. Upham	"	Delta	12, 1884
Thomas W. Fowler	"	"	14, 1885
Anthony B. Robinson	Clinton	Wauseon	14, 1885
Amos Hill	"	"	14, 1885
Wm. P. Foster	"	Pettisville	14, 1885
Sylvanus Walters	German	Archibald	12, 1884
George R. Betts	"	"	Oct. 17, 1884
John Lininger	"	"	April 14, 1886

JUSTICES OF THE PEACE—Continued.

Names of Justices.	Townships.	Post-office address.	Expiration of term.
GALLIA COUNTY.			
W. L. Garlic.....	Guyan.....	Saundersville.....	Feb. 7, 1884
H. A. Kent.....	Morgan.....	Pine Grove.....	April 11, 1884
Wm. S. Jenkins.....	Cheshire.....	Kyger.....	11, 1884
J. G. Henshaw.....	Green.....	Gallipolis.....	11, 1884
A. Blessing.....	".....	Northup.....	11, 1884
N. F. Barrett.....	Huntington.....	Vinton.....	11, 1884
J. A. Loucks.....	Addison.....	Bulaville.....	11, 1884
W. D. Hall.....	Walnut.....	Sandfork.....	Aug. 16, 1884
Evan L. Evans.....	Raccoon.....	Thurman.....	Oct. 15, 1884
John J. Thomas.....	".....	".....	15, 1884
S. V. Clark.....	Clay.....	Eureka.....	15, 1884
S. Drummond.....	Harrison.....	Lincoln.....	15, 1884
W. R. Atkinson.....	Springfield.....	Pine Grove.....	April 13, 1885
Hugh Plymale.....	Clay.....	Thivener.....	13, 1885
Wm. Norman.....	Perry.....	Wales.....	13, 1885
W. B. Turner.....	Huntington.....	Alice.....	13, 1885
W. L. Ranes.....	Ohio.....	Bush's Mill.....	13, 1885
Asa Trobridge.....	Guyan.....	Crown City.....	June 28, 1885
Seth Foster.....	Greenfield.....	Gallia Furnace.....	July 10, 1885
John A. Martindale.....	Addison.....	Bulaville.....	Oct. 18, 1885
Wm. Symmes.....	Cheshire.....	Cheshire.....	18, 1885
Thomas Hanager.....	Morgan.....	Vinton.....	Nov. 6, 1885
John G. Damron.....	Gallipolis.....	Gallipolis.....	April 6, 1886
Alexander Vance.....	".....	".....	6, 1886
C. L. Waugh.....	Ohio.....	Swan Creek.....	6, 1886
C. E. Fry.....	".....	Eureka.....	6, 1886
J. A. Martindale.....	Springfield.....	Pine Grove.....	6, 1886
Wm. J. Rose.....	Greenfield.....	Gallia Furnace.....	6, 1886
Jesse Ingles.....	Harrison.....	Thivener.....	6, 1886
Eli G. Shaner.....	Huntington.....	Vinton.....	6, 1886
Amos Ripley.....	Perry.....	Patriot.....	6, 1886
David R. Davis.....	".....	".....	6, 1886
W. D. Rose.....	Raccoon.....	Harris.....	6, 1886
John Smeltzer.....	Green.....	Gallipolis.....	6, 1886
Frederick Stuart.....	Walnut.....	Sandfork.....	6, 1886
Wm. Wilhelm.....	Clay.....	Eureka.....	6, 1886
T. J. Neal.....	Walnut.....	Waterloo.....	Sept. 4, 1886
Samuel Kerr.....	Gallipolis.....	Gallipolis.....	Oct. 13, 1886
John L. Stevers.....	Guyan.....	Mercersville.....	13, 1886
G. W. Clark.....	Harrison.....	".....	13, 1886
GAUGA COUNTY.			
Abram P. Tilden.....	Chardon.....	Chardon.....	April 11, 1884
L. C. Cowles.....	".....	".....	9, 1885
S. W. Newell.....	".....	".....	6, 1886
Charles J. Scott.....	Burton.....	Burton.....	6, 1886
Peter Hitchcock.....	".....	".....	6, 1886
N. S. Kellogg.....	Claridon.....	Claridon.....	11, 1884
B. F. Thompson.....	".....	East Claridon.....	6, 1886
O. A. Shattuck.....	Hambden.....	Hambden.....	Oct. 16, 1885
A. Stockham.....	".....	".....	April 6, 1886
S. L. Wadsworth.....	Auburn.....	Auburn.....	6, 1886
Edward Bosworth.....	Newbury.....	Ford's.....	9, 1885
Jacob Chase.....	Russell.....	Chagrin Falls, Cuyahoga co.....	11, 1884
A. W. Strong.....	Huntsburg.....	Huntsburg.....	11, 1884
H. G. Carothers.....	".....	".....	9, 1885
H. B. Palmer.....	Thompson.....	Thompson.....	11, 1884
G. M. Sidley.....	".....	South Thompson.....	6, 1886
A. E. Miller.....	Montville.....	Montville.....	Oct. 25, 1884
W. A. Shaw.....	".....	".....	12, 1885
N. D. Smith.....	Parkman.....	Parkman.....	25, 1884
Burnham Tinker.....	".....	".....	April 6, 1886
O. M. Calkins.....	Munson.....	Fowler's Mills.....	9, 1885
Benjamin Bidlake.....	".....	Chardon.....	9, 1885
J. W. Scott.....	Bainbridge.....	Bissell.....	9, 1885
S. J. McFarland.....	".....	Chagrin Falls, Cuyahoga co.....	9, 1885
Andrew Warner.....	Chester.....	Chester X Roads.....	Oct. 12, 1885
Wm. Quirk.....	".....	".....	April 6, 1886
Joseph F. Nash.....	Troy.....	Welshfield.....	Oct. 12, 1885
S. J. Esy.....	".....	".....	April 6, 1886
L. G. Pierce.....	Middlefield.....	Middlefield.....	6, 1886
Almon Phillips.....	".....	".....	6, 1886
Clinton Stafford.....	Auburn.....	Auburn.....	Oct. 25, 1886
Daniel Johnson.....	Newbury.....	Ford.....	22, 1886
W. E. Walters.....	Russell.....	Chagrin Falls, Cuyahoga co.....	21, 1886

JUSTICES OF THE PEACE—Continued.

Names of Justices.	Townships.	Post-office address.	Expiration of term.
GREENE COUNTY.			
M. V. Baggott	Bath	Osborn	April 12, 1884
James W. Babb	Cesar's Creek	Paintersville	13, 1885
Abner S. Buck	Xenia	Xenia	13, 1885
W. R. M. Cooper	Cedarville	Cedarville	30, 1884
J. B. Cummings	Cesar's Creek	Xenia	6, 1886
Geo. W. Clark	Sliver Creek	Jamestown	13, 1885
R. D. Davis	"	"	13, 1885
W. W. Ferguson	Beaver Creek	Alpha	6, 1886
H. C. Fudge	New Jasper	New Jasper	6, 1886
William Helmer	Beaver Creek	Zimmermanville	12, 1884
J. W. Hamilton	Miami	Yellow Springs	13, 1885
H. H. Hale	Sugar Creek	Bellbrook	Nov. 6, 1885
John A. Johnson	Jefferson	Bowersville	Oct. 13, 1886
Geo. W. Neville	Xenia	Xenia	April 12, 1884
A. W. Osborn	Cedarville	Cedarville	12, 1884
J. C. Rogers	Jefferson	Bowersville	6, 1886
W. D. Sutton	New Jasper	New Jasper	Oct. 17, 1885
John Towell	Ross	Grape Grove	April 12, 1884
George Luman	Spring Valley	Spring Valley	Oct. 17, 1884
A. H. White	Miami	Clifton	April 12, 1884
R. P. Walker	Ross	Cedarville	13, 1885
Edward R. Walton	Spring Valley	New Burlington, Clinton co.	12, 1884
D. S. Zinn	Bath	Fairfield	6, 1886
GUERNSEY COUNTY.			
D. M. Watson	Adams	Galligher	April 10, 1885
Joseph Wilson	"	Sago, Muskingum county	10, 1885
W. A. Carpenter	Cambridge	Cambridge	10, 1885
Eliza Turner	"	"	9, 1886
E. M. Nelson	Center	Washington	10, 1886
W. P. Calvert	"	Midway	10, 1886
James Selby	Jackson	Byesville	Aug. 22, 1884
John Frye	"	"	Oct. 16, 1884
J. W. Armstrong	Jefferson	Midway	16, 1884
Thomas McKahan	"	Brady	24, 1886
J. L. Hawthorne	Knox	Creighton	April 10, 1886
J. R. Patterson	"	Flat Ridge	10, 1886
Wm. M. Logan	Londonderry	Londonderry	9, 1886
Samuel W. Luccock	Liberty	Kimbolton	10, 1885
John K. Thompson	"	North Salem	10, 1885
J. D. Thompson	Madison	Antrim	Oct. 14, 1886
Simeon Brown	"	Brown	April 25, 1886
J. B. Hartley	Milwood	Quaker City	9, 1886
Clark Rose	"	Salesville	8, 1884
T. M. Johnson	"	Quaker City	Oct. 16, 1885
D. T. Branigar	Monroe	Millersville	April 8, 1884
Wm. Virtue	"	North Salem	Oct. 16, 1885
Josiah P. Bryant	Oxford	Middlebourne	16, 1885
J. B. Turkle	"	Fairview	April 16, 1884
Joseph Ferrell	"	"	9, 1884
Morrison Chester	Richland	Senceaville	10, 1886
Alex. Lane	"	"	8, 1885
H. C. Dollison	Spencer	Blue Bell	10, 1886
J. C. McCall	"	Cumberland	Oct. 21, 1885
M. L. Spald	Valley	Dysons	16, 1886
George W. Frye	"	Buffalo	April 9, 1886
Elijah Dougherty	Washington	Millersville	9, 1886
Samuel Smith	"	"	10, 1886
Wm. T. Wilson	Wearland	Camridge	8, 1886
John H. White	"	"	9, 1886
Alfred Weedon	Wheeling	Guernsey	Oct. 16, 1886
Solomon Mercer	"	"	April 8, 1886
Robert McBurney	Mills	Washington	8, 1886
James M. Patterson	"	"	8, 1886
E. M. Creighton	"	"	9, 1886
HAMILTON COUNTY.			
John Anthony	Cincinnati	Cincinnati	Nov. 1, 1886
A. I. Applegate	Green	Cheviot	April 22, 1886
F. M. Baughman	Whitewater	Miami	17, 1886
M. L. Bevis	Crosby	Preston	14, 1886
Wm. Borman	Millcreek	Avondale	May 1, 1886
Samuel Bloom	Cincinnati	Cincinnati	Nov. 6, 1886

JUSTICES OF THE PEACE—Continued.

Names of Justices.	Townships.	Post-office address.	Expiration of term.
<i>Hamilton County—Continued.</i>			
Geo. W. Brown	Symmes	Loveland, Clermont county	April 12, 1886
F. H. Campbell	Harrison	Harrison	17, 1885
James Carlin	Miami	Cleves	17, 1885
Louis W. Clason	Columbia	Madisonville	Oct. 18, 1885
August Crance	Anderson	Sweet Wine	April 14, 1884
J. B. Cummings	Springfield	Glendale	Oct. 18, 1884
James B. Drake	Columbia	Madisonville	25, 1886
John W. Dunn	Green	Dent	April 23, 1885
Edward Gilligan	Cincinnati	Cincinnati	Dec. 9, 1886
David A. Garrett	Anderson	Mt. Washington	April 14, 1884
Patrick Grogan	Green	Mt. Airy	19, 1886
Henry Hayne	Cincinnati	Cincinnati	14, 1884
Francis A. Hill	Cincinnati	Pleasant Ridge	17, 1885
Henry Ittig	Columbia	Cincinnati—21st ward	Oct. 17, 1885
Charles E. James	Spencer	Linwood	Nov. 16, 1886
Frederick A. Johnson	Cincinnati	Cincinnati	Oct. 29, 1884
George W. Jones	Anderson	Newton	April 17, 1885
A. C. Kaylor	Millcreek	Ludlow Grove	April 17, 1885
A. J. Kizer	Symmes	Camp Dennison	Nov. 5, 1886
H. Walter Lowrey	Cincinnati	Cincinnati	28, 1886
Anzi McGill	Colerain	Groesbeck	April 4, 1884
Lewis McHenry	Crosby	Sater	14, 1884
Nathan Marchant	Cincinnati	Cincinnati	Oct. 28, 1884
James B. Matson	Miami	North Bend	April 17, 1885
H. B. Mayhew	Springfield	Springdale	April 14, 1884
H. H. Morris	Fulton	Cincinnati, 294 E. avenue	Oct. 18, 1885
Thos. W. Myers	Sycamore	Sharonville	April 16, 1886
S. W. Orsborn	Whitewater	Elizabethtown	Oct. 27, 1884
Richard Paul	Delhi	Sedamsville, Cincinnati	April 17, 1885
D. Paxton	Symmes	Camp Dennison	27, 1885
Henry Runck, Jr.	Delhi	Delhi	14, 1884
William Schroeder	Cincinnati	Cincinnati	Oct. 28, 1884
Vincent Schwab	Cincinnati	Cincinnati	June 30, 1885
C. H. S. Olth	Whitewater	Harrison	April 27, 1884
D. J. Smith	Springfield	Mt. Healthy	16, 1886
John Todd	Sycamore	Montgomery	17, 1885
Jacob Voorhees	Sycamore	Reading	July 26, 1884
Frank Well	Colerain	Taylor's Creek	April 16, 1886
A. E. West	Harrison	Harrison	May 26, 1884
HANCOCK COUNTY.			
T. F. Edgington	Portage	Portage Center	Oct. 19, 1886
J. H. Spittler	Allen	Van Buren	19, 1886
George W. Burket	Union	Rowson	April 6, 1884
John C. Hayse	Jackson	Houcktown	6, 1884
Peter Rickart	Union	Rowson	6, 1884
John Wortman	Blanchard	McComb	6, 1884
Henry B. Wiers	Jackson	Houcktown	Oct. 17, 1884
Benj. F. Burnap	Amanda	Vanlue	17, 1884
Peter H. Powell	Eagle	Findlay	17, 1884
M. C. Palmer	Orange	Ada, Hardin county	17, 1884
D. B. Beardsley	Findlay	Findlay	April 10, 1885
Wm. M. McKinley	Orange	Cannonsburg	10, 1885
James Huff	Madison	Arlington	10, 1885
Christian German	Washington	Fosterla	10, 1885
Andrew I. Moore	Biglick	Biglick, via Findlay	Oct. 18, 1885
Wm. M. King	Portage	Portage Center	18, 1885
Robert Thornburg	Allen	Findlay	18, 1885
Ellis Clingerman	Madison	Williamstown	18, 1885
Gamaliel C. Barnett	Findlay	Findlay	April 9, 1886
A. M. Jacobs	Biglick	Vanlue	9, 1886
Joseph Dillery	Washington	Arcadia	9, 1886
Joseph Overholt	Cass	Bloomdale, Wood county	9, 1886
James Wilson	Marion	Arcadia	9, 1886
John Crawford	Amanda	Vanlue	9, 1886
Elias Wilson	Delaware	Mt. Blanchard	9, 1886
Jacob B. Smith	Eagle	Findlay	9, 1886
Henry Rudisill	Liberty	Findlay	9, 1886
W. B. Miller	Marion	Findlay	9, 1886
Elisha Todd	Pleasant	McComb	14, 1886
Elijah T. Cummins	Pleasant	McComb	14, 1886
David P. Haggerty	Liberty	Findlay	14, 1886
Josiah Faht	Delaware	Mt. Blanchard	19, 1886
Amos Wittenmeyer	Blanchard	Benton Ridge	May 2, 1886
West Montgomery	Van Buren	Hassan	April 9, 1886
A. B. Jenner	Van Buren	Hassan	Oct. 19, 1886
John Baker	Cass	Arcadia	19, 1886

JUSTICES OF THE PEACE—Continued.

Names of Justices.	Townships.	Post-office address.	Expiration of term.
HARDIN COUNTY.			
Lewis Dunson	Buck	Kenton	April 12, 1884
Joseph Anderson	"	"	Oct. 18, 1885
Harvey J. Eager	Blanchard	Dunkirk	April 18, 1885
James J. Wood	"	"	Oct. 18, 1885
S. A. Ried	Cessna	Kenton	April 13, 1885
Thomas J. Miller	"	"	13, 1885
Wm. Mathews	Dudley	"	Oct. 25, 1886
John B. King	"	"	April 12, 1884
Thomas B. Brown	Goshen	Kenton	13, 1885
Wm. Yunger	"	"	13, 1885
Jacob Seig	Hale	Ridgeway	12, 1884
W. H. H. Fleck	"	Mt. Victory	Oct. 15, 1884
Zealand T. Gilbert	Jackson	Forest	April 19, 1884
W. S. Dyer	"	Paterson	April 11, 1886
Richard Seigle	Linn	Kenton	12, 1884
H. Vermillion	"	"	30, 1884
C. W. Runser	Marion	Ada	7, 1886
Lee Turner	"	West Newton, Allen co.	7, 1886
A. B. Charles	Liberty	Ada	Oct. 25, 1886
William Lantz	"	"	April 13, 1885
Thomas J. McDonald	McDonald	Roundhead	12, 1884
Joseph McLain	"	Belle Centre	Oct. 18, 1885
L. Zugschwert	Pleasant	Kenton	April 12, 1884
Charles Bailey	"	"	May 2, 1886
E. H. Mahon	Roundhead	Roundhead	April 12, 1884
Frank Given	"	"	13, 1885
Homer P. Stevenson	Taylor Creek	Silver Creek	11, 1886
Green Porter	"	"	Oct. 24, 1886
Thomas Walters	Washington	North Washington	April 13, 1885
B. Cotner	"	"	Nov. —, 1885
HARRISON COUNTY.			
William Porter	Athens	New Athens	April 11, 1884
David McCall	"	"	Oct. 15, 1884
George Love	Archer	Arohle	April 11, 1885
John Shaffer	"	"	7, 1886
James Howard	"	"	11, 1885
James Moore	Cadiz	"	Oct. 13, 1885
Cyrus T. Long	"	"	11, 1885
John M. Greenlee	Franklin	Deersville	April 11, 1885
Thomas Moore	"	Tappan	11, 1885
Henry Seidenberg	German	German	Oct. 15, 1886
William Croskey	"	Means	13, 1884
John A. Copeland	Green	Hopedale	April 11, 1884
Nathan Wright	"	"	11, 1885
Joseph Romans	Freeport	Freeport	Oct. 15, 1886
J. J. Sears	"	"	13, 1885
W. A. Kirkpatrick	Moorefield	Piedmont	15, 1884
D. R. Phillips	"	Moorefield	April 7, 1886
Samuel Mack, Sr.	Monroe	Bowenston	Oct. 15, 1886
W. B. Law	"	"	April 11, 1884
James W. Nixon	North	Conotton	11, 1884
John L. Johnson	"	Scio	11, 1884
William H. Knight	Nottingham	Hattonia	Oct. 15, 1884
J. R. Roberts	"	"	April 7, 1884
John A. Scott	Rumley	Jewett	7, 1884
W. B. Grimes	"	New Rumley	7, 1884
M. Virtue	Stock	Laceyville	7, 1884
M. H. Toland	"	"	7, 1884
C. A. Spiker	Shortcreek	Harrisville	7, 1884
David Steel	Washington	Tippecanoe	11, 1885
"	"	"	Oct. 13, 1885
HENRY COUNTY.			
John Anglemire	Washington	Texas	April 14, 1885
J. P. Bowen	Fredom	Napoleon	9, 1886
Hiram Crossman	Monroe	"	14, 1885
James Donovan	Napoleon	"	14, 1885
John Donovan	Hartlow	Deshler	Oct. 18, 1886
Charles Hornung	Pleasant	New Bavaria	April 12, 1884
Samuel Henricks	Washington	Colton	Oct. 18, 1884
Abraham Huff	Flatrock	Napoleon	April 14, 1885
August Hops	Fredom	Wauseon, Fulton Co.	9, 1886
W. C. Johnson	Damascus	Gretton	Oct. 18, 1886
W. J. Johnson	Pleasant	Holgate	17, 1885

JUSTICES OF THE PEACE—Continued.

Names of Justices.	Townships.	Post-office address.	Expiration of term.
<i>Henry County—Continued.</i>			
Joseph O. Merritt.....	Marion.....	Hamler.....	April 12, 1894
Wm. H. Mitchell.....	Bartlow.....	Deshter.....	14, 1895
John G. Markley.....	Damascus.....	McClure.....	18, 1896
Joseph Newell.....	Ridgeville.....	Ridgeville.....	9, 1896
Peter PUNCHES.....	Marion.....	Hamler.....	Oct. 18, 1894
Eugene Packard.....	Monroe.....	Napoleon.....	April 9, 1896
Isaac S. Pope.....	Harrison.....	".....	9, 1896
B. W. Pennock.....	Liberty.....	Liberty Centre.....	Oct. 18, 1896
Frederick Steward.....	".....	".....	18, 1896
James E. Scofield.....	Flatrock.....	Florida.....	April 14, 1895
Philip C. Schwab.....	Pleasant.....	Holgate.....	Oct. 17, 1895
John Sherbrook.....	Richfield.....	Grelton.....	18, 1896
W. A. Tressler.....	Napoleon.....	Napoleon.....	April 14, 1895
Orrin Thompson.....	".....	".....	14, 1895
W. B. Tubbs.....	Ridgeville.....	Ridgeville.....	9, 1896
J. P. Watson.....	Harrison.....	Napoleon.....	Oct. 18, 1894
©. D. Winner.....	Richfield.....	Milton Center, Wood Co.....	April 14, 1896
HIGHLAND COUNTY.			
John Bell.....	Clay.....	Buford.....	Oct. 18, 1885
J. M. Bales.....	Washington.....	Berryville.....	April 10, 1885
W. T. Covan.....	Fairfield.....	Leesburg.....	11, 1886
Neri Chaney.....	Salem.....	Pricetown.....	Oct. 18, 1884
J. L. Dumenil.....	Dodson.....	Lynchburg.....	19, 1884
Quinton Dick.....	Marshall.....	Marshall.....	April 11, 1886
J. M. Foust.....	Clay.....	Buford.....	11, 1884
Joseph C. Furguson.....	Paint.....	Rainsboro.....	11, 1886
Wesley Gall.....	Marshall.....	Marshall.....	Oct. 18, 1885
J. N. Gall.....	Brush Creek.....	Carmel.....	April 11, 1886
D. R. Glaze.....	".....	Turkey.....	11, 1886
J. M. Grim.....	Paint.....	New Patersburg.....	11, 1886
Abraham Hurst.....	Jackson.....	Bell.....	Oct. 19, 1884
C. P. Helsey.....	White Oak.....	Mowrystown.....	19, 1884
A. Harmon.....	Liberty.....	Hillsboro.....	April 11, 1886
Le Roy Kelley.....	Fairfield.....	Highland P. O.....	11, 1886
Julius Knauer.....	Hamer.....	Nevin.....	Oct. 15, 1885
F. M. Michael.....	Union.....	Willetsville.....	May 4, 1884
W. O. Murphy.....	Jackson.....	Bell.....	April 11, 1886
Jos. D. Morrow.....	Penn.....	Samantha.....	10, 1885
H. J. McAlpin.....	Madison.....	Greenfield.....	11, 1884
John McKeynolds.....	New Market.....	New Market.....	11, 1886
Alexander Purdy.....	White Oak.....	Taylorville.....	Oct. 19, 1884
A. N. Patton.....	Madison.....	Greenfield.....	Dec. 8, 1885
Jacob Stout.....	Concord.....	Sugar Tree Ridge.....	Oct. 17, 1886
Ell Shafer.....	Hamer.....	Nevin.....	17, 1886
M. M. Smith.....	Salem.....	Pricetown.....	June 16, 1886
W. T. Stanforth.....	Washington.....	Berryville.....	April 10, 1885
Isaac Shaffer.....	Dodson.....	Lynchburg.....	June 6, 1885
A. S. Thomas.....	Union.....	Willetsville.....	May 2, 1885
C. F. Underwood.....	Penn.....	Samantha.....	April 11, 1884
T. R. Vance.....	New Market.....	New Market.....	10, 1885
J. B. Worley.....	Liberty.....	Hillsboro.....	10, 1885
L. F. Webster.....	Concord.....	Fairfax.....	22, 1884
T. M. Watts.....	Brush Creek.....	Carmel.....	10, 1885
HOCKING COUNTY.			
William B. Fleming.....	Benton.....	South Bloominghill.....	April 6, 1886
F. R. Pettet.....	".....	Hue, Vinton Co.....	6, 1884
G. W. Brehm.....	Falls.....	Logan.....	6, 1886
Wm. M. Davey.....	".....	".....	6, 1884
L. S. Bort.....	".....	".....	6, 1884
Ed. S. Culver.....	".....	New Gare.....	6, 1884
G. W. Cuhagan.....	Green.....	Green Dale.....	6, 1886
Jesse Roby.....	".....	Logan.....	14, 1885
O. R. Huls.....	Good Hope.....	Black Bridge.....	6, 1886
Abraham Miller.....	".....	".....	Oct. 18, 1885
John Kuhn.....	Laurel.....	Gibsonville.....	April 14, 1885
Thomas Hutchinson.....	".....	".....	14, 1885
T. D. Woods.....	".....	".....	6, 1884
John S. Martin.....	Marion.....	Bremen, Fairfield county.....	Oct. 18, 1885
Washington Frasure.....	".....	Logan.....	April 14, 1885
Amos Hedges.....	Perry.....	Buena Vista.....	6, 1886
A. B. Blason.....	".....	Laurelville.....	Nov. 4, 1884

JUSTICES OF THE PEACE—Continued.

Names of Justices.	Townships.	Post-office address.	Expiration of term.
<i>Hocking County—Continued.</i>			
P. M. Floyd.....	Perry.....	South Perry.....	Oct. 15, 1886
William Kennedy.....	Salt Creek.....	Haynes.....	April 14, 1885
Daniel L. Davis.....	".....	".....	11, 1884
Homer Stiers.....	Starr.....	Haydenville.....	6, 1884
F. M. Sims.....	".....	Starr.....	6, 1886
F. M. Wells.....	Ward.....	Orbliston.....	Nov. 23, 1885
E. G. Martin.....	Washington.....	Ewing.....	April 6, 1886
A. W. Mank.....	".....	Hesborough.....	14, 1886
HOLMES COUNTY.			
D. F. Ross.....	Berlin.....	Berlin.....	April 15, 1886
H. L. Glauque.....	".....	".....	11, 1886
John G. Luke.....	German.....	Farmerstown.....	15, 1886
Christian Hoover.....	".....	".....	11, 1884
Robert Justice.....	Hardy.....	Millersburg.....	11, 1884
Samuel Lowther.....	".....	".....	Dec. 6, 1885
J. M. Ling.....	Killbuck.....	Killbuck.....	Oct. 18, 1885
W. L. Johnston.....	".....	".....	April 11, 1886
Henry Wachtel.....	Knox.....	Nashville.....	Oct. 26, 1884
David J. Kerr.....	".....	".....	11, 1884
Eliab Purdy.....	Mechanic.....	Clark's, Coshocton Co.....	April 11, 1884
Adam Mullet.....	".....	".....	11, 1884
Samuel Kerr.....	Monroe.....	Nashville.....	11, 1886
J. M. Martin.....	".....	".....	11, 1884
John T. McIntire.....	Paint.....	Winesburg.....	11, 1884
Wm. A. Haeger.....	".....	".....	Oct. 16, 1886
Enos Moreland.....	Prairie.....	Holmesville.....	April 11, 1886
James Birk.....	".....	".....	11, 1886
John Dally.....	Ripley.....	Shreve, Wayne county, O.....	Oct. 22, 1884
James Swart, Sen.....	".....	".....	April 11, 1886
Joseph Borden.....	Richland.....	Black Creek.....	Oct. 18, 1885
Charles E. McKee.....	".....	".....	April 18, 1885
M. M. Young.....	Salt Creek.....	Mt. Hope.....	11, 1884
Elijah Row.....	".....	Benton.....	11, 1884
D. C. Stacker.....	Washington.....	Londonville, Ashland Co., O.....	11, 1884
G. M. Brettenbacher.....	".....	Nashville.....	11, 1886
John E. Thompson.....	".....	Plimpton.....	11, 1886
W. S. Troyer.....	Walnut Creek.....	Walnut Creek.....	11, 1886
HURON COUNTY.			
M. M. Hester.....	Bronson.....	Norwalk.....	April 9, 1885
J. L. Pratt.....	".....	Olena.....	Oct. 17, 1885
Myron Rogers.....	Clarksfield.....	Clarksfield.....	17, 1885
A. J. Blackman.....	".....	".....	April 4, 1884
L. D. Allen.....	Fairfield.....	North Fairfield.....	4, 1886
C. C. Green.....	Fitchville.....	Fitchville.....	10, 1885
J. T. Townsend.....	".....	".....	10, 1885
Elias Easter.....	Greenfield.....	Steuben.....	10, 1885
J. M. Wright.....	".....	".....	Oct. 17, 1885
W. J. Wheeler.....	Greenwich.....	Greenwich.....	April 7, 1884
Hyatt Travis.....	".....	".....	4, 1886
H. M. Hood.....	Hartland.....	Hartland.....	9, 1886
J. B. Darling.....	".....	".....	Oct. 17, 1885
E. O. Merry.....	Lyme.....	Bellevue.....	April 9, 1885
F. H. Mason.....	".....	".....	9, 1885
Sherman Culp.....	New Haven.....	Plymouth.....	9, 1885
Samuel Snyder.....	".....	Chicago Junction.....	9, 1885
D. R. Sackett.....	New London.....	New London.....	14, 1884
A. M. Beattie.....	".....	".....	7, 1886
H. S. Mitchell.....	Norwalk.....	Norwalk.....	Oct. 14, 1884
Frank Sawyer, Jr.....	".....	".....	12, 1885
Wesley Robinson.....	Norwich.....	Havana.....	25, 1886
J. F. Miller.....	".....	Centerton.....	April 4, 1886
David Crawford.....	Peru.....	Peru.....	7, 1884
W. T. Snyder.....	".....	".....	9, 1886
John Nesbit.....	Richmond.....	Attla.....	7, 1884
Daniel Sweetland.....	".....	Centerton.....	4, 1886
John Keesey.....	".....	Chicago Junction.....	4, 1886
J. P. Cornell.....	Ridgefield.....	Monroeville.....	7, 1884
James Green.....	".....	".....	Oct. 17, 1886
E. T. Kellam.....	Ripley.....	Ripleyville.....	14, 1884
J. J. Carney.....	".....	".....	April 9, 1886

REPORT SECRETARY OF STATE.

OFFICES OF THE PEACE—Continued.

Townships.	Post-office address.	Expiration of term.
Sherman	Bismarck	April 9, 1885
"	Weaver's Corners	9, 1885
Townsend	East Townsend	4, 1886
"	Collins	4, 1886
Wakeman	Wakeman	Oct. 17, 1885
"	"	17, 1885
Bloomfield	Rocky Hill	April 11, 1884
"	"	June 24, 1886
Franklin	Jackson	July 30, 1884
"	Rocky Hill	Feb. 28, 1886
Hamilton	Mabeek	April 4, 1886
"	"	Aug. 22, 1886
Jackson	Limerick	April 13, 1885
"	"	13, 1885
Jefferson	Samsonville	May 4, 1885
"	Oak Hill	April 4, 1886
Liberty	Jackson	4, 1886
"	"	13, 1884
"	"	13, 1886
Lick	"	Aug. 11, 1886
"	"	April 13, 1885
Milton	Wellston	Jan. 10, 1885
"	Berlin X Roads	April 11, 1884
Madison	Clay	13, 1885
"	James	11, 1884
Scoto	Grahamsville	8, 1886
"	Jackson	11, 1884
Washington	Coalton	4, 1886
"	"	4, 1886
Coal	"	4, 1886
"	"	Oct. 13, 1886
"	"	13, 1886
Island Creek	Steubenville	Oct. 22, 1886
Wayne	Unionport	22, 1886
Smithfield	Smithfield	15, 1886
Mount Pleasant	Mount Pleasant	22, 1886
Knox	Knoxville	Nov. 12, 1886
Wayne	Bloomingsdale	6, 1886
Steubenville	Steubenville	April 12, 1884
Brush Creek	Croxtons	12, 1884
Warren	Tiltonville	12, 1884
Mt. Pleasant	Mount Pleasant	12, 1884
Island Creek	Richmond	12, 1884
Wells	Brilliant	12, 1884
Island Creek	Markle	12, 1884
Brush Creek	Croxtons	12, 1884
Smithfield	Smithfield	12, 1884
Salem	East Springfield	Oct. 22, 1884
Springfield	East Springfield	22, 1884
Steubenville	Steubenville	April 12, 1885
Wells	Brilliant	12, 1885
Springfield	Amsterdam	12, 1885
Wayne	Bloomingsdale	12, 1885
Saline	Hammondsville	12, 1885
"	Irondale	Oct. 18, 1885
Cross Creek	Wintersville	18, 1885
Knox	Calumet	April 10, 1886
Wells	Smithfield	10, 1886
Cross Creek	New Alexandria	10, 1886
Saline	Port Homer	10, 1886
Smithfield	Adena	10, 1886
Knox	New Somerset	10, 1886
Salem	Richmond	10, 1886
Ross	"	10, 1886
"	Mitchell's Salt Works	10, 1886
"	Moore's Salt Works	10, 1886
Warren	Portland Station	10, 1886

JUSTICES OF THE PEACE—Continued.

Names of Justices.	Townships.	Post-office address.	Expiration of term.
KNOX COUNTY.			
Allison Adams	Monroe	Democracy	Oct. 17, 1885
C. C. Amsbaugh	Berlin	Shaler's Mills	April 8, 1886
Harrison Atwood	Clinton	Mt. Vernon	13, 1885
Christopher Beam	Jefferson	Greersville	8, 1886
George S. Benedict	College	Gambler	Oct. 21, 1884
Demas Bricker	Hillier	Rich Hill	April 13, 1885
John Burkholder	Harrison	Pipesville	Oct. 21, 1884
Edward Burson	Morris	Fredericktown	April 13, 1884
Geo. Witt Clements	Monroe	Mt. Vernon	8, 1886
Thomas Colville	Pleasant	"	13, 1884
John Cunningham	College	Gambler	13, 1885
Charles W. Doty	Clinton	Mt. Vernon	13, 1884
George J. Ewers	Middleburg	Fredericktown	13, 1884
Henry C. Harris	Miller	Brandon	13, 1885
Jacob Hays	Morgan	Utica	8, 1886
W. O'B. Honey	"	"	8, 1886
Frank P. Hess	Clay	Bladensburg	13, 1884
Isaac L. Jackson	Morris	Mt. Vernon	13, 1884
Wm. A. Kirkpatrick	Pike	North Liberty	13, 1885
Francis M. Lahmon	Pleasant	Mt. Vernon	8, 1886
John W. Lindley	Wayne	Fredericktown	8, 1886
John S. McCammett	Jackson	Bladensburg	8, 1886
Hendricks McKee	Butler	Zuck's Mill	8, 1886
James O. McArtor	Harrison	Gambler	Oct. 21, 1884
Samuel McCammett	Clay	Martinsburg	17, 1885
David C. Melick	Jackson	Bladensburg	Jan. 8, 1886
Isaac Monroe	Millford	Locke	April 8, 1886
Samuel J. Moore	Berlin	Fredericktown	13, 1884
John Nichols	Pike	Democracy	Oct. 17, 1885
John T. Ogg	Liberty	Mt. Vernon	April 8, 1886
Frank V. Owen	Wayne	Fredericktown	8, 1886
Marion Pinkley	Brown	Jelloway	13, 1884
George Peardon	Hillier	Centerburg	13, 1885
Charles O. Poland	Millford	Millfordton	13, 1884
Daniel Randall	Middleburg	Fredericktown	13, 1885
Clinton M. Rice	Brown	Danville	13, 1885
Henry Richard	Butler	Millwood	Oct. 14, 1884
Frank Snyder	Union	Gann	21, 1884
Christopher Swingle	Jefferson	"	April 8, 1886
Wm. H. Smith	Liberty	Bangs	13, 1885
B. H. Tracy	Union	Millwood	8, 1886
Sylvester Welker	Howard	Howard	Jan. 4, 1885
David M. Weller	Miller	Brandon	Oct. 17, 1885
Andrew J. Workman	Union	Danville	21, 1884
Joseph Yeager	Howard	Howard	April 13, 1885
LAKE COUNTY.			
L. L. Morris	Perry	Perry	April 11, 1884
D. C. Foster	Concord	Concord	11, 1884
W. A. Liddle	Willoughby	Willoughby	11, 1884
W. W. Branch	Madison	Madison	11, 1884
Isalah Phelps	Leroy	Painesville	11, 1884
Clark W. Gillett	Willoughby	Willoughby	11, 1884
H. P. Dodge	Madison	Madison	11, 1884
Jacob V. Vial	Willoughby	Willoughby	11, 1884
W. A. Corlett	Madison	Madison	11, 1884
Abseom Anderson	Concord	Painesville	15, 1885
Wm. E. Taylor	Willoughby	Willoughby	15, 1885
Wm. J. Cornellus	Madison	Madison	15, 1885
C. B. Winchell	Concord	Concord	May 6, 1885
Samuel Moody	Painesville	Painesville	April 15, 1885
S. C. Carpenter	Kirtland	Kirtland	15, 1885
H. N. Munson	Mentor	Mentor	Oct. 24, 1885
T. F. Alvord	"	"	24, 1885
S. B. Baker	Leroy	Painesville	April 11, 1886
H. N. Carter	Perry	Perry	11, 1886
D. Clinton Hill	Painesville	Painesville	17, 1886
J. F. Wells	Kirtland	Kirtland	Oct. 18, 1886
LAWRENCE COUNTY.			
E. W. Markin	Aid	Aid	Oct. 22, 1884
James C. Russell	"	"	April 17, 1885
George Spencer	Decatur	Mt. Vernon Furnace	19, 1886
George W. Thompson	"	"	26, 1886

JUSTICES OF THE PEACE—Continued.

Names of Justices.	Townships.	Post-office address.	Expiration of term.
<i>Laurence County—Continued.</i>			
John H. Burgess	Elizabeth	Pinegrove	April 20, 1884
John Pucket	"	Lawrence Furnace	28, 1885
Alphonse Soupene	Fayette	South Point	Oct. 22, 1884
Caleb Arthur	"	Burlington	April 17, 1885
S. J. Sutton	"	Sheridan	19, 1886
N. W. Frazer	Hamilton	Hanging Rock	4, 1884
J. W. Worthington	"	"	22, 1885
Jno. Harting	Lawrence	Rock Camp	18, 1884
Davidson Mays	"	"	19, 1886
S. Mussie	Mason	Greasy Ridge	Dec. 5, 1885
T. J. Finley	"	"	Feb. 10, 1886
W. O. Woods	Perry	Forrest Dale	April 16, 1884
Caleb Justice	"	"	19, 1886
Hamilton Knight	Rome	Miller's	Nov. 14, 1884
M. L. Becker	"	Athalo	April 17, 1885
J. R. Cooper	Symmes	Waterloo	Oct. 22, 1886
W. H. Kelley	"	"	April 16, 1884
E. J. Brammer	Union	Bradrick	Oct. 22, 1884
Isaac Booth	"	Rockwood	April 17, 1885
I. W. Ollem	"	Proctorville	Nov. 14, 1885
P. R. Polley	Upper	Ironton	April 17, 1885
Jos. Sutton	"	"	Oct. 22, 1884
D. R. Edwards	Washington	Samsonville, Jackson Co.	April 16, 1884
R. S. Johnson	Windsor	Bradrick	April 16, 1884
A. J. Jones	"	Millville	Oct. 22, 1884
Samuel Cade	"	Scott Town	April 19, 1886
LICKING COUNTY.			
Marvin M. Munson	Granville	Granville	Nov. 27, 1886
Smith Roberts	Monroe	Johnstown	Oct. 29, 1886
Samuel Barrick	McKen	Fredonia	18, 1886
Edward A. Beverly	Union	Hebron	18, 1886
J. O. Cooksey	Perry	Cooksey	18, 1886
Benj. Brownfield	Franklin	Newark	18, 1886
W. W. McClintock	Bennington	Appleton	April 6, 1886
Wm. Ashbrook	Monroe	Johnstown	6, 1886
E. J. Post	Hartford	Croton	6, 1886
R. W. Lartmore	Burlington	Homer	6, 1886
S. E. Hagy	Etna	Etna	6, 1886
A. L. Nichols	Jersey	Jersey	6, 1886
John Magill	Newton	Chatham	6, 1886
A. R. Miller	Harrison	Pataskala	12, 1886
Samuel Mossman	Licking	Jacksontown	6, 1886
J. N. Hoover	Bennington	Appleton	Dec. 16, 1885
S. S. Wilson	McKean	Fredonia	Oct. 13, 1885
A. E. Rogers	Granville	Granville	18, 1885
T. P. Hoover	Liberty	Newway	July 31, 1885
L. E. Crow	Licking	Jacksontown	June 6, 1885
D. H. Pigg	Madison	Newark	April 29, 1885
John Stasel	"	"	29, 1885
F. Shrader	Liberty	Johnstown	14, 1885
J. H. Evans	Perry	Perryton	14, 1885
B. F. Sutherland	Lima	Pataskala	18, 1885
E. Hickey	Washington	Utica	7, 1885
Alvah Hatch	Hartford	Croton	6, 1885
W. D. Rutledge	Franklin	Newark	5, 1885
John S. Loughman	Hopewell	Gratot	14, 1885
D. D. Woods	Jersey	Becht	5, 1885
J. Hanover	Monroe	Johnstown	5, 1885
J. R. Ladd	St. Albans	Alexandria	5, 1885
Wesley Coffman	Newton	Chatham	5, 1885
Mahlon Wiley	Hanover	Hanover	5, 1885
Bryce S. Taylor	Mary Ann	Wilkin's Run	5, 1885
F. E. Lawrence	Bowling Green	Linnville	5, 1885
B. J. Wilson	Newark	Newark	Jan. 18, 1885
Henry Hubbard	St. Albans	Alexandria	Nov. 30, 1884
T. P. Jones	Union	Union Station	Oct. 17, 1884
C. S. Gilbert	Newark	Newark	12, 1884
R. S. Fulton	Burlington	Homer	May 12, 1884
Lewis Headlee	Harrison	Kirkersville	12, 1884
Geo. Hollester	Hanover	Hanover	11, 1884
G. W. Drake	Fallsburg	Fallsburg	12, 1884
G. W. Marriott	Eden	Long Run	13, 1884
A. Scout	Washington	Utica	April 12, 1881

JUSTICES OF THE PEACE—Continued.

Names of Justices.	Townships.	Post-office address.	Expiration of term.
<i>Licking County—Continued.</i>			
Willis Day	Eden	Long Run.....	April 7, 1884
P. Tucker	Etna.....	Etna.....	7, 1884
B. B. Moats.....	Mary Ann.....	Wilkin's Run.....	7, 1884
A. L. Hensles.....	Hopewell.....	Claylick.....	7, 1884
David McIntosh.....	Lima.....	Columbia Center.....	7, 1884
J. T. Gillispie.....	Bowling Green.....	Brownsville.....	Jan 12, 1884
LOGAN COUNTY.			
W. G. Smithson.....	Bokescreek.....	Ridgeway.....	April 14, 1885
S. J. Southard.....	".....	West Mansfield.....	10, 1886
Benj. F. Hurst.....	Bloomfield.....	Bloom Center.....	Oct. 17, 1885
John Wagoner.....	".....	".....	17, 1885
David B. Tanger.....	Harrison.....	Bellefontaine.....	18, 1884
John A. Gray.....	".....	".....	17, 1885
Benj. S. Scott.....	Jefferson.....	Zanesfield.....	April 10, 1886
S. P. Strong.....	".....	".....	10, 1886
John Reece.....	Lake.....	Bellefontaine.....	11, 1884
P. Jones.....	".....	".....	Oct. 18, 1884
R. C. Humphreys.....	".....	".....	April 10, 1884
Geo. F. Bailey.....	Liberty.....	West Liberty.....	Oct. 18, 1884
W. C. Kavanagh.....	".....	".....	April 10, 1886
Abram P. Scott.....	McArthur.....	Huntsville.....	11, 1884
John Blmel.....	".....	".....	11, 1884
John S. Jordan.....	Miami.....	Quincey.....	Oct. 18, 1884
Dan. S. Spellman.....	".....	De Graf.....	April 10, 1886
Wm. J. Long.....	Monroe.....	West Liberty.....	Oct. 17, 1885
James Henry.....	".....	Bellefontaine.....	April 10, 1886
John Gwynn.....	Perry.....	East Liberty.....	10, 1886
Reuben Martin.....	Pleasant.....	Quincey.....	10, 1886
John Huda.....	".....	Logansville.....	10, 1886
Reuben Bridge.....	Richland.....	New Richland.....	11, 1884
J. J. Wright.....	".....	Belle Center.....	10, 1886
Emanuel Zimmerman.....	Rushcreek.....	Rushsylvania.....	Oct. 18, 1884
John Kerns.....	".....	".....	17, 1885
James H. Pence.....	Stokes.....	Bloom Center.....	18, 1884
Eli Van Horn.....	".....	N. Hampshire, Auglaize co.	April 18, 1885
C. C. Buchanan.....	Unton.....	Bellefontaine.....	10, 1886
A. J. Monroe.....	Washington.....	Lewistown.....	14, 1885
John Riley.....	".....	".....	14, 1885
Israel Pool.....	Zane.....	West Middleburg.....	11, 1884
I. N. Devore.....	".....	".....	11, 1884
LORAIN COUNTY.			
B. B. Adams.....	Columbia.....	Copopa.....	April 14, 1885
Lemuel Abbey.....	Grafton.....	Grafton.....	4, 1886
G. H. Address.....	Henrietta.....	Birmingham.....	Oct. 13, 1886
O. Barney.....	Amherst.....	North Amherst.....	April 6, 1884
Heman Barrows.....	Avon.....	French Creek.....	6, 1884
T. C. Bowen.....	Elyria.....	Elyria Creek.....	7, 1885
R. I. Bastard, Jr.....	Columbia.....	Copopa.....	Oct. 18, 1885
John Booth.....	Ca. lisle.....	La Porte.....	April 4, 1886
Thomas W. Browning.....	Wellington.....	Wellington.....	Nov. 5, 1886
Geo. B. Chamberlain.....	La Grange.....	La Grange.....	April 7, 1885
L. L. Craue.....	".....	".....	7, 1885
E. F. Chapman.....	Huntington.....	Huntington.....	7, 1886
Arden Dale.....	Russia.....	Oberlin.....	10, 1885
C. H. Doolittle.....	Elyria.....	Elyria.....	7, 1886
William S. Eastman.....	Camden.....	Kipton.....	7, 1885
J. B. Flickinger.....	".....	".....	6, 1884
A. R. Fitzgerald.....	Black River.....	Lorain.....	Oct. 19, 1884
Ed. Gillmore.....	".....	".....	April 6, 1884
W. J. Gibson.....	Grafton.....	Grafton.....	Nov. 5, 1886
Jacob Hildebrand.....	Amherst.....	North Amherst.....	April 6, 1884
I. B. Heacock.....	Shelfield.....	Elyria.....	Nov. 9, 1886
E. E. Husted.....	Wellington.....	Wellington.....	Oct. 13, 1886
J. M. Hord.....	Elyria.....	Elyria.....	April 7, 1885
Henry Hirschling.....	Amherst.....	North Amherst.....	7, 1885
Adolphus Huene.....	Brownhelm.....	Brownhelm.....	Oct. 18, 1885
J. T. Harkell.....	Huntington.....	Huntington.....	April 7, 1886
W. J. Krebs.....	Penfield.....	Penfield.....	4, 1886
D. R. Lowrie.....	Ro hester.....	Rochester Depot.....	7, 1885
B. W. Locke.....	Russia.....	Oberlin.....	4, 1886
Richard Mills.....	Pittsfield.....	Pittsfield.....	Oct. 13, 1886
Joel Myers.....	Russia.....	Oberlin.....	April 6, 1884

JUSTICES OF THE PEACE—Continued.

Names of Justices.	Townships.	Post-office address.	Expiration of term.
<i>Lorain County—Continued.</i>			
George H. Norton.....	Penfield.....	Penfield.....	April 6, 1884
Robert F. Newton.....	Grafton.....	Belden.....	7, 1885
L. F. Parks.....	Sheffield.....	Lake Breeze.....	12, 1884
W. H. Phillips.....	Eaton.....	La Porte.....	7, 1885
George W. Peasley.....	Brighton.....	Brighton.....	7, 1885
Milton Phelps.....	Rochester.....	Rochester Depot.....	7, 1885
J. F. Rothgery.....	Avon.....	French Creek.....	16, 1884
R. S. Sheffield.....	Pittsfield.....	Pittsfield.....	7, 1885
A. W. Sherbondy.....	Avon.....	Avon Lake.....	7, 1885
W. C. Sutliff.....	Carlisle.....	Elyria.....	4, 1886
R. F. Tucker.....	Eaton.....	North Eaton.....	18, 1885
Henry Wood.....	Brighton.....	Brighton.....	4, 1886
W. B. Wordin.....	Ridgeville.....	North Ridgeville.....	March 1, 1885
LUCAS COUNTY.			
Jacob Baillex.....	Port Lawrence.....	Toledo.....	April 5, 1886
Daniel O'Shea.....	".....	".....	5, 1886
Chas. I. Scott.....	".....	".....	5, 1886
John C. Rike.....	".....	".....	May 16, 1886
Harvey Kellogg.....	Adams.....	Richard's Station.....	April 11, 1884
Silas M. Johnson.....	".....	".....	11, 1884
Daniel Strayer.....	Montclova.....	Montclova.....	11, 1884
John W. Kerr.....	".....	".....	Oct. 24, 1885
W. W. Coder.....	".....	".....	April 5, 1886
D. W. Maginnis.....	Oregon.....	Toledo.....	11, 1884
John B. Kahue.....	".....	".....	Oct. 24, 1885
Oliver P. Hettler.....	Providence.....	White House.....	April 11, 1885
John Ryan.....	".....	Neapolis.....	5, 1886
Myron P. Sanderson.....	Richfield.....	Richfield Centre.....	11, 1884
John E. Bollinger.....	".....	".....	12, 1885
Lucas Raab.....	Spencer.....	Java.....	11, 1885
Samuel Farnar.....	".....	".....	5, 1886
S. D. Wilcox.....	Springfield.....	Holland.....	11, 1884
Perry Wood.....	".....	".....	11, 1885
Rufus Trumbull.....	".....	".....	11, 1885
Henry F. Zelger.....	Swanton.....	Swanton.....	5, 1886
Theodore P. Hoadley.....	Sylvania.....	Sylvania.....	11, 1884
Pelegr T. Clarke.....	".....	".....	May 26, 1884
Miles Lathrop.....	".....	".....	April 5, 1886
A. H. Evans.....	Washington.....	West Toledo.....	11, 1884
Peter C. Lewis.....	".....	".....	Oct. 24, 1885
Stephen Kappus.....	".....	Toledo.....	24, 1885
George M. Utz.....	Waterville.....	Waterville.....	Dec. 30, 1885
F. A. Butler.....	".....	White House.....	April 5, 1886
T. L. Clark.....	Waynesfield.....	South Toledo.....	11, 1884
J. E. Wilcox.....	".....	".....	11, 1885
Thos. F. Dale.....	".....	".....	5, 1886
MADISON COUNTY.			
D. J. Cutler.....	Canaan.....	West Canaan.....	April 25, 1884
Riley Arthur.....	".....	".....	25, 1884
John P. Bowers.....	Darby.....	Plain City.....	12, 1884
William P. Andrews.....	".....	".....	Oct. 19, 1884
J. H. Gardner.....	Fairfield.....	Big Plains.....	April 12, 1884
George Bostwick.....	".....	".....	12, 1886
Hamilton Wilson.....	Deer Creek.....	Lafayette.....	Oct. 19, 1884
Abalom Sager.....	".....	".....	April 12, 1884
S. C. Teeters.....	".....	".....	15, 1885
William H. Stutson.....	Jefferson.....	West Jefferson.....	Oct. 19, 1884
Luther Johnston.....	".....	".....	April 25, 1886
H. C. Baker.....	Monroe.....	Lafayette.....	30, 1884
H. Lucas.....	Oak Run.....	London.....	25, 1886
John McCartney.....	Union.....	".....	12, 1884
Theodore Hill.....	".....	".....	25, 1886
G. N. Alkire.....	Range.....	Range.....	12, 1884
Joshua Ross.....	".....	".....	12, 1884
Andrew J. Van Ness.....	Pleasant.....	Mt. Sterling.....	12, 1884
James S. Cleeland.....	Paint.....	Walnut Run.....	Oct. 19, 1884
Geo. W. Hotkin.....	".....	".....	April 25, 1886
James W. Hughes.....	Pleasant.....	Mt. Sterling.....	15, 1885
C. W. Grey.....	Pike.....	Rosedale.....	25, 1886
A. M. Carter.....	".....	".....	25, 1886
A. D. Taylor.....	Stokes.....	South Solon.....	12, 1884
Alexander Simmerman.....	".....	".....	25, 1886

JUSTICES OF THE PEACE—Continued.

Names of Justices.	Townships.	Post-office address.	Expiration of term.
<i>Madison County—Continued.</i>			
A. J. Cllngan	Somerford.....	Somerford	April 15, 1885
David Brown	"	"	15, 1885
H. M. Rouse	Darby.....	Platin City.....	May 24, 1886
MAHONING COUNTY.			
Ralph Agnew	Boardman	Boardman	April 15, 1885
David Anderson, Jr.	Austintown	Austintown.....	Oct. 18, 1885
S. H. Armstrong.....	"	"	April 7, 1886
A. J. Beggs.....	Coltsville.....	Coltsville.....	Oct. 18, 1885
Andrew W. Cochel.....	Green.....	Green.....	April 7, 1886
C. F. Callahan.....	"	"	11, 1884
Robert Carson.....	Milton.....	Milton Center.....	15, 1885
Solomon Clinker.....	Beaver.....	North Lima.....	15, 1885
E. F. Drake.....	Poland.....	Poland.....	7, 1886
Eli Davis.....	Ellsworth.....	Ellsworth Center.....	Dec. 15, 1884
Solomon Elser.....	Beaver.....	"	Oct. 18, 1885
Moses Feinagle.....	Jackson.....	North Jackson.....	April 7, 1886
W. G. Hendricks.....	Beaver.....	East Lewistown.....	11, 1884
M. L. Jackson.....	Coltsville.....	Coltsville.....	7, 1886
Jas. H. Kaiser.....	Berlin.....	Berlin Center.....	7, 1886
Nicholas Knauf.....	Ellsworth.....	Ellsworth Center.....	7, 1886
Heman H. Lynn.....	Jackson.....	North Jackson.....	15, 1885
H. N. Lynn.....	Canfield.....	Canfield.....	7, 1886
D. A. Miller.....	Ellsworth.....	Ellsworth Center.....	11, 1884
H. A. Manchester.....	Canfield.....	Canfield.....	7, 1886
Eli Myers.....	Berlin.....	Berlin Center.....	Oct. 18, 1885
Obadiah Peters.....	Springfield.....	Springfield.....	29, 1884
Thomas L. Phillips.....	Poland.....	Lowellville.....	April 15, 1885
Davis Randolph.....	Austintown.....	Austintown.....	11, 1884
D. I. Richards.....	Goshen.....	Goshen.....	15, 1885
John N. Reznor.....	Youngstown.....	Youngstown.....	7, 1886
D. N. Simpkins.....	"	"	11, 1884
W. F. Stull.....	Springfield.....	Springfield.....	11, 1884
I. W. Sexton.....	Poland.....	Poland.....	15, 1885
Elijah Shinn.....	Smith.....	North Benton.....	15, 1885
Henry Spittler.....	Springfield.....	Petersburg.....	15, 1885
Sam. A. Steele.....	Youngstown.....	Youngstown.....	20, 1885
A. W. Teets.....	Canfield.....	Canfield.....	7, 1886
Robert Weasner.....	Milton.....	"	11, 1884
M. Woolman.....	Smith.....	Beloit.....	7, 1886
MARION COUNTY.			
Charles Van Houten.....	Pleasant.....	Marion.....	April 10, 1886
George W. Neal.....	Scott.....	Kirkpatrick.....	10, 1886
T. P. Uncoapher.....	Big Island.....	Marion.....	10, 1886
S. H. King.....	Salt Rock.....	Morral.....	10, 1886
David Vestal.....	Green Camp.....	Green Camp.....	10, 1886
J. E. Howison.....	Prospect.....	Prospect.....	10, 1886
George Hineman.....	Richland.....	Marion.....	Oct. 17, 1885
J. T. Martin.....	Green Camp.....	Green Camp.....	17, 1885
Alpheus Stifler.....	Pleasant.....	Marion.....	17, 1885
J. F. Wottrins.....	Prospect.....	Prospect.....	17, 1885
Robert Porterfield.....	Waldo.....	Waldo.....	17, 1885
J. N. Abston.....	Marion.....	Marion.....	Sept. 15, 1885
J. E. Davids.....	"	"	15, 1885
Will E. Scofield.....	"	"	15, 1885
G. N. Myers.....	Montgomery.....	La Rue.....	April 17, 1885
John Blanchard.....	Clarion.....	Caledonia.....	12, 1885
H. C. Garvin.....	"	"	12, 1885
E. H. Rubens.....	Grand.....	Cochrannton.....	12, 1885
O. N. Lindsey.....	Scott.....	Caledonia.....	12, 1885
J. E. Neff.....	Salt Rock.....	Morral.....	12, 1885
Jacob Reichert.....	Tul.....	Caledonia.....	12, 1885
L. C. Bell.....	Big Island.....	Marion.....	12, 1885
Peter Boger.....	Waldo.....	Waldo.....	Nov. 23, 1884
Luke Lenox.....	Bowling Green.....	La Rue.....	Oct. 22, 1884
H. F. Hite.....	Grand Prairie.....	Marion.....	April 11, 1884
Thomas Dickson.....	Tully.....	Three Locust.....	11, 1884
S. B. Marshall.....	Montgomery.....	New Bloomington.....	Oct. 17, 1885
B. F. Sager.....	Bowling Green.....	La Rue.....	April 11, 1884
C. F. Berringer.....	Richland.....	Cardington, Morrow co.....	Oct. 18, 1886
Hiram E. Gillespie.....	Grand.....	Cochrannton.....	18, 1886

JUSTICES OF THE PEACE—Continued.

Names of Justices.	Townships.	Post-office address.	Expiration of term.
MEDINA COUNTY.			
S. F. Coddling.....	Hinkley.....	Hinkley.....	April 9, 1884
J. P. Drake.....	York.....	Mallet Creek.....	9, 1884
R. C. Curtiss.....	Medina.....	Medina.....	9, 1884
H. H. Hard.....	Montville.....	Poe City.....	9, 1884
T. C. Jarrles.....	Spencer.....	Spencer.....	9, 1884
Nathaniel Porter.....	Hinkley.....	Hinkley.....	9, 1884
Joseph Andrew.....	Montville.....	Medina.....	9, 1884
George F. Daniels.....	Westfield.....	Le Roy.....	May 4, 1884
George W. Crane.....	Sharon.....	Sharon.....	Oct. 18, 1884
E. S. Pardee.....	Wadsworth.....	Wadsworth.....	18, 1884
F. M. Gibbs.....	Brunswick.....	Brunswick.....	18, 1884
H. S. Koppes.....	Lafayette.....	Chippewa.....	18, 1884
E. L. Heacox.....	Brunswick.....	Brunswick.....	18, 1884
Austin Holcomb.....	York.....	Mallet Creek.....	April 12, 1885
W. Pelton.....	Litchfield.....	Litchfield.....	12, 1885
Metcalf Bell.....	Sharon.....	Sharon.....	12, 1885
Lorenzo B. Wilson.....	Gullford.....	River Styx.....	12, 1885
H. E. Leach.....	Litchfield.....	Litchfield.....	12, 1885
John Oldman.....	Homer.....	Homerville.....	12, 1885
T. W. Hatch.....	Granger.....	Grangerburg.....	12, 1885
John Coolman.....	Gullford.....	Seville.....	Oct. 18, 1885
J. W. Swigart.....	Sharon.....	Sharon.....	18, 1885
N. A. Noble.....	Litchfield.....	Litchfield.....	18, 1885
Alden Whitman.....	Chatham.....	Chatham.....	18, 1885
Erastus Brown.....	Medina.....	Weymouth.....	18, 1885
H. S. Prouty.....	Lafayette.....	Whittlesey.....	April 10, 1886
Wm. B. Gaylord.....	Harrisville.....	Lodi.....	10, 1886
Edwin Farr.....	Wadsworth.....	Wadsworth.....	10, 1886
C. M. Metzger.....	Liverpool.....	Liverpool.....	10, 1886
C. J. Mesner.....	".....	".....	10, 1886
Francis Packard.....	Chatham.....	Chatham.....	10, 1886
C. S. Ganyard.....	Granger.....	Granger.....	10, 1886
S. W. Earl.....	Westfield.....	Friendsville.....	10, 1886
Eugene Rolo.....	Homer.....	Homerville.....	10, 1886
W. E. Beardsley.....	Wadsworth.....	Wadsworth.....	Oct. 15, 1886
Addison Luce.....	Spencer.....	Spencer.....	15, 1886
Wm. H. Alden.....	Medina.....	Medina.....	15, 1886
P. W. Foskett.....	Sharon.....	Sharon.....	15, 1886
S. M. Thayer.....	Montville.....	Medina.....	15, 1886
Chancy Spear.....	Gullford.....	Seville.....	15, 1886
MEIGS COUNTY.			
R. D. Rawlings.....	Bedford.....	Hemlock Grove.....	April 12, 1886
James Michaels.....	".....	Harrisonville.....	12, 1886
George Buck.....	Chester.....	Chester.....	14, 1886
David Will.....	".....	Pomeroy.....	Oct. 18, 1886
Samuel McCullough.....	".....	Chester.....	April 12, 1886
John McKinstry.....	Columbia.....	Valley Ford.....	12, 1884
B. P. Wilson.....	".....	Dexter.....	Oct. 18, 1886
John Simmons.....	Lebanon.....	Portland.....	18, 1886
D. M. Byers.....	".....	Racine.....	April 12, 1884
A. J. Allen.....	".....	Portland.....	12, 1886
Thomas Alexander, Jr.....	Letart.....	Letart.....	Jan. 25, 1886
J. D. Shannon.....	".....	Antiquity.....	April 12, 1886
G. H. Caldwell.....	Olive.....	Long Bottom.....	12, 1886
John H. Parker.....	".....	Tuppers Plains.....	Oct. 20, 1884
S. M. Caldwell.....	Orange.....	".....	April 12, 1886
Samuel J. Stanear.....	".....	Alfred.....	12, 1884
G. V. Lasher.....	Rutland.....	Rutland.....	12, 1886
L. M. Higley.....	".....	".....	12, 1884
W. C. Gilles.....	".....	".....	April 12, 1884
Jesse J. M. Sult.....	Sutton.....	Racine.....	Oct. 18, 1886
J. J. White.....	".....	Syracuse.....	April 14, 1885
L. H. Philson.....	".....	Racine.....	Oct. 18, 1886
James Hart.....	Scipio.....	Downington.....	April 12, 1884
Zachariah Dye.....	".....	Harrisville.....	12, 1884
A. J. Hutchison.....	".....	".....	14, 1885
F. H. McKnight.....	Salem.....	Hanesville.....	Oct. 29, 1884
David Longstreet.....	".....	Dexter.....	13, 1886
Franklin Edmundson.....	".....	Alberta.....	April 12, 1884
J. B. Smith.....	Salisbury.....	Middleport.....	Oct. 29, 1884
Isaac Bradford.....	".....	Pomeroy.....	29, 1884
L. H. Lee.....	".....	".....	1886

JUSTICES OF THE PEACE—Continued.

Names of Justices.	Townships.	Post-office address.	Expiration of term.
MERCER COUNTY.			
Martin Winkler.....	Black Creek	Wilshire	April 12, 1886
T. R. Miller.....	"	Shanes Crossings.....	20, 1886
David W. Frick.....	Butler.....	Coldwater.....	Oct. 15, 1886
Joseph L. Weis.....	"	"	April 12, 1886
Stephen Howick, Jr.....	Center	Neptune.....	Oct. 15, 1886
George W. Raudabaugh.....	"	"	19, 1884
P. F. Robison.....	Dublin.....	Shanes Crossings.....	April 12, 1885
A. H. Frysinger.....	"	"	12, 1885
Wm. Lacy.....	Franklin	Montezuma.....	11, 1884
R. B. Miller.....	"	"	6, 1886
A. G. Clark.....	Gibson.....	Ft. Recovery.....	Jan. 20, 1886
George R. McDaniel.....	"	"	April 11, 1884
John G. Beckman.....	Granville.....	St. Henry.....	Dec. 21, 1884
J. M. Sheneberry.....	"	"	21, 1884
Henry Beathler.....	Hopewell.....	Celina.....	Oct. 13, 1885
Adam Siebert.....	"	"	April 12, 1885
Joseph May.....	Jefferson	"	Oct. 13, 1885
J. W. Riley.....	"	"	April 12, 1885
Phillip Hill.....	Liberty	Chattanooga.....	12, 1885
H. V. Hinton.....	"	"	12, 1885
John Wertz.....	Marion	Cassella.....	Oct. 13, 1885
Fred. Moller.....	"	Maria Stein	April 6, 1886
Nelson Armantrout.....	Recovery	Ft. Recovery.....	11, 1884
George A. Reinhard.....	"	Ferner	Oct. 15, 1886
James Pearson.....	Washington.....	Wabash City.....	13, 1885
John McAfee.....	"	Macedon.....	19, 1884
J. W. Presho.....	Union.....	Mendon.....	April 12, 1885
L. A. Barber.....	"	"	11, 1884
MIAMI COUNTY.			
David R. Albaugh.....	Union	Laura	Oct. 7, 1886
Joseph N. Frazier.....	Brown	Conover	18, 1886
Frank A. Hartly.....	Washington	Piqua	15, 1886
Noah H. Albaugh.....	Bethel	Tadmor	16, 1886
E. R. Chase.....	Union	West Milton.....	Sept. 24, 1886
Thomas B. Kyle.....	Concord	Troy	April 8, 1884
Van S. Deaton.....	Elizabeth	Alcony	8, 1884
John L. McKinney.....	Washington	Piqua	8, 1884
William Snodgrass.....	Spring Creek	"	8, 1884
Jacob U. Baumgardner.....	Newberry	Bradford	8, 1884
W. H. Frink.....	Union	West	Oct. 26, 1884
Michael Duncan.....	Brown	Fletcher.....	April 14, 1885
William Buckles.....	Lost Creek	Casstown.....	14, 1885
Nathaniel Hill.....	Newton	Pleasant Hill	14, 1885
Wm. R. Sloan.....	"	"	14, 1885
Spofford W. Maxwell.....	Staunton	Troy	12, 1885
P. A. Stedman.....	Washington	Piqua.....	Oct. 17, 1885
J. H. Martin.....	Newberry	Covington	23, 1885
E. M. Evans.....	Monroe	Tippecanoe City.....	Dec. 27, 1885
A. H. Wesler.....	"	"	27, 1885
Benjamin Eneyart.....	Staunton	Troy	April 4, 1886
Davis Baird.....	Concord	"	4, 1886
Thomas R. Patterson.....	Spring Creek	Piqua	4, 1886
W. J. Clyde.....	Lost Creek	Casstown.....	4, 1886
Marion Jackson.....	Elizabeth	Alcony	4, 1886
Hiram Brown.....	Bethel	Brandt	4, 1886
MONROE COUNTY.			
Cephas Hart.....	Adams	Irish Ridge.....	April 11, 1884
C. M. Blowers.....	"	"	Oct. 29, 1884
J. M. Boughner.....	"	Cameron	24, 1885
R. M. Cline.....	Benton	Jolly	13, 1886
August Meyer.....	"	"	April 11, 1884
M. Warwick.....	Bethel	Masterton	14, 1885
W. J. Allen.....	"	Marr	Nov. 23, 1884
John R. Camden.....	"	Sycamore Valley	Oct. 13, 1886
F. M. Beard.....	Center	Woodsfield	Jan. 18, 1885
Elijah Brown.....	"	"	Oct. 13, 1886
Isaac Hanson.....	Franklin	Stafford	April 5, 1886
Thomas Wilson.....	"	"	11, 1884
James Clegg.....	Green.....	Round Bottom.....	14, 1885
W. L. Norris.....	"	Laings	11, 1885
J. T. Culverhouse.....	"	"	14, 1884

JUSTICES OF THE PEACE—Continued.

Names of Justices.	Townships.	Post-office address.	Expiration of term.
<i>Monroe County—Continued.</i>			
Elias Barker	Jackson	Antioch	April 14, 1885
B. F. Fogler	"	Centerville	11, 1884
Jackson Haught	"	"	11, 1884
James Nesbitt	Lee	Sardis	5, 1886
John Angus	"	"	14, 1885
Wilson Martin	"	"	5, 1886
T. S. Fowler	Malaga	Malaga	5, 1886
Samuel Groux	"	Miltonsburg	Oct. 29, 1884
A. G. W. Potts	Ohio	Hannibal	13, 1886
T. G. Allen	"	"	April 11, 1884
W. H. Hawkins	Perry	Antioch	Oct. 29, 1884
Thomas Murphy	"	Green Brier	April 5, 1886
E. L. Lynch	"	Antioch	14, 1885
M. Boughner	"	Cameron	14, 1885
R. E. Tilford	Salem	Clarrington	Oct. 24, 1885
J. W. McKinnale	"	"	29, 1884
James W. Warner	Seneca	Calais	April 5, 1886
J. H. Hamilton	"	"	11, 1884
Alex. Buchanan	Summit	Lewisville	Oct. 24, 1885
J. C. Kaylor	"	"	April 5, 1886
John Jeffers	Sunsbury	Beallsville	5, 1886
J. J. Roberts	"	"	Oct. 29, 1884
T. J. Griffith	"	Ozark	April 11, 1884
F. J. Zeslger	Switzerland	Switzer	April 14, 1885
George Schafer	"	"	11, 1884
O. F. Flint	Washington	Rinard's Mills	Jan. 5, 1886
Mark Joy	"	Graysville	April 5, 1886
J. W. Strickling	Wayne	Edwina	5, 1886
Amon Moose	"	Woodfield	11, 1884
MONTGOMERY COUNTY.			
James O. Jeffereys	Dayton	Dayton	April 12, 1885
Lewis H. Zehring	Miami	Miamisburg	Sept. 14, 1886
J. W. Underwood	Butler	Vandalia	Oct. 28, 1886
Adam Frank	German	Germantown	Dec. 1, 1886
John W. Kretzer	Jackson	Farmersville	17, 1886
Christian Gentner	Perry	Pymont	April 12, 1884
Clark Pine	Washington	Centerville	6, 1884
J. Warren Kemp	Madriver	Harshmansville	6, 1884
J. McLain Smith	"	Dayton	6, 1884
Jeremiah Sebold	Butler	Fidelity	12, 1884
David A. Dean	Van Buren	Dayton	12, 1884
John H. Linebaugh	Jefferson	Ellerton	Aug. 24, 1884
Noah T. Blsb.	Perry	New Lebanon	Oct. 15, 1884
O. F. Edwards	Jackson	"	15, 1884
John A. Zimmerman	Miami	Alexandersville	29, 1884
Moses Wogaman	Madison	Amity	Dec. 9, 1884
Henry Murr	"	"	12, 1884
T. B. Minnich	Wayne	Sulphur Grove	April 11, 1885
Adam Millman	Jefferson	Liberty	11, 1885
John S. Kindal	Washington	Centerville	11, 1885
H. R. Sheets	Clay	Centre	May 17, 1885
Lewis Neff	Harrison	Dayton	Oct. 17, 1885
Alfred Iams	"	"	17, 1885
Samuel Wogaman	Clay	Brookville	Nov. 23, 1885
John Zehring	German	Germantown	Feb. 1, 1886
Theodore Lienesch	Dayton	Dayton	April 6, 1886
E. F. Warner	Randolph	Clayton	6, 1886
Andrew Hoover	"	"	6, 1886
David Hetzel	Van Buren	Dayton	6, 1886
MORGAN COUNTY.			
Morris K. Atkinson	Marion	Elliott's X Roads	April 11, 1884
Jacob Zinsmeister	York	Deavertown	11, 1884
James Gormley	Windsor	Stockport	11, 1884
S. B. Yocum	Penn.	Pennsville	11, 1884
N. Simons	Windsor	Hoxbury	Oct. 17, 1884
Geo. G. King	Marion	Chesterhill	17, 1884
Joseph Clark	Homer	Mountsville	April 13, 1885
Simon Mitchell	Center	Moscow Mills	13, 1885
David E. Williams	Bloom	Rokey Lock	16, 1885
Mablon Pettit	Deerfield	Hall's Valley	16, 1885
Silas S. Hickerson	Malta	Malta	13, 1885
Thos. V. Chambers	Bristol	Bristol	13, 1885

JUSTICES OF THE PEACE—Continued.

Names of Justices.	Townships.	Post-office address.	Expiration of term.
<i>Morgan County—Continued.</i>			
Chas. Bishop.....	Homer.....	Bishopville.....	April 13, 1885
James Rowland.....	Bristol.....	Roland.....	13, 1885
J. M. Weaver.....	York.....	Deavertown.....	13, 1885
Chas. W. Broomhall.....	Windsor.....	Stockport.....	April 3, 1885
Geo. Glenn.....	Meigsville.....	McConnelsville.....	Oct. 17, 1885
L. J. Coburn.....	Windsor.....	Millgrove.....	23, 1885
Washington Ford.....	Manchester.....	Remersville.....	17, 1885
Thos. P. Lindsey.....	Penn.....	Pennsville.....	Nov. 6, 1885
Joseph Atkinson.....	Marion.....	Marion.....	April 9, 1886
James Watkins.....	Morgan.....	McConnelsville.....	9, 1886
Henry Linkin.....	".....	".....	9, 1886
John W. Sands.....	Union.....	Morganville.....	9, 1886
A. G. Westgate.....	Malta.....	Malta.....	9, 1886
S. J. Paxton.....	Morgan.....	McConnelsville.....	9, 1886
J. E. Nixon.....	Deerfield.....	Triadelphia.....	9, 1886
J. K. McGlashan.....	Center.....	Hackney.....	June 2, 1886
James Stewart.....	Bloom.....	Rural Dale, Muskingum Co.	Oct. 22, 1886
Wm. J. Bozman.....	Meigsville.....	Meigsville.....	22, 1886
Silas E. Gladden.....	Union.....	Ringgold.....	Dec. 8, 1886
Lewis Thompson.....	".....	".....	8, 1886
MORROW COUNTY.			
Christian Gruber.....	Canaan.....	Marits.....	April 11, 1886
Joshua M. Davis.....	Washington.....	Edison.....	11, 1886
H. E. Dudley.....	North Bloomfield.....	Cersica.....	Oct. 18, 1885
John Waddel.....	Westfield.....	Westfield.....	April 11, 1886
J. G. Blue.....	Cardington.....	Cardington.....	Oct. 18, 1885
A. J. Frost.....	Bennington.....	Marango.....	18, 1885
Ebenezer Burt.....	Washington.....	Iberia.....	April 11, 1885
O. D. Merriman.....	Westfield.....	Cardington.....	11, 1885
John Markley.....	Franklin.....	Gilead.....	11, 1885
Z. J. Davis.....	Ferry.....	Shauck's.....	11, 1885
W. N. Osborn.....	South Bloomfield.....	Sparta.....	11, 1885
Joseph Russell.....	Lincoln.....	Fulton.....	11, 1885
Stephen Brown.....	Cardington.....	Cardington.....	11, 1885
B. M. Griffs.....	Bennington.....	Pagetown.....	11, 1885
John W. Edwards.....	Congress.....	Andrews.....	11, 1885
J. W. Barry.....	Cardington.....	Cardington.....	Oct. 25, 1884
Wm. Z. Stumph.....	Chester.....	Chesterville.....	April 12, 1884
Jesse S. Geddis.....	Canaan.....	Climax.....	12, 1884
J. W. Evans.....	Harmony.....	Chesterville.....	12, 1884
Geo. W. Hershner.....	Troy.....	Steam Corners.....	12, 1884
Charles McEverts.....	Chester.....	Chesterville.....	12, 1884
I. J. Fisk.....	Westfield.....	Ashley.....	12, 1884
C. C. Clark.....	Peru.....	Bennington.....	12, 1884
C. F. Hammond.....	Lincoln.....	Cardington.....	12, 1884
Cuthbert Smalles.....	Harmony.....	Gilead.....	12, 1884
J. E. Grant.....	Peru.....	West Liberty.....	12, 1884
Geo. Jackson.....	North Bloomfield.....	Gilead.....	12, 1884
A. J. Roberts.....	South.....	Sparta.....	12, 1884
Bernom Fields.....	Congress.....	Whetstone.....	12, 1884
John J. Gurley.....	Gilead.....	Gilead.....	11, 1886
Thomas S. Bunker.....	".....	".....	11, 1886
Thos. C. Ford.....	Chester.....	Chesterville.....	11, 1886
Geo. R. Hoosler.....	Ferry.....	Shauck's.....	11, 1886
MUSKINGUM COUNTY.			
George W. Bell.....	Adams.....	Adamsville.....	April 14, 1884
Cyrus C. Boal.....	".....	".....	14, 1884
James M. Ward.....	Bluerock.....	Duncan's Falls.....	16, 1885
Costen Betz.....	".....	Rural Dale.....	16, 1885
Albert Dozer.....	Brushcreek.....	Brush Creek.....	16, 1885
Henry Elmore.....	".....	Zanesville.....	18, 1886
Joseph B. McFarland.....	Cass.....	Dresden.....	14, 1884
John A. Williams.....	Clay.....	Roseville.....	16, 1885
Alvah James.....	".....	".....	Oct. 23, 1885
Joseph Norman.....	Falls.....	Zanesville.....	April 14, 1884
Henry J. Dennis.....	".....	".....	18, 1886
Peter Krier.....	Harrison.....	Philo.....	14, 1884
Martin Durant.....	".....	Cedar Run.....	16, 1885
James McCormick.....	Highland.....	Sago.....	Oct. 23, 1885
Samuel Smiley.....	".....	".....	April 18, 1888
Henry Dick.....	Hopewell.....	Hopewell.....	Oct. 28, 1884
Thomas J. Miller.....	".....	".....	28, 1884
D. O. Norman.....	".....	".....	April 16, 1885

JUSTICES OF THE PEACE—Continued.

Names of Justices.	Townships.	Post-office address.	Expiration of term.
<i>Muskingum County—Con.</i>			
James W. Evans	Jackson	Frazeysburg	July 7, 1886
R. P. Mendenhall	"	"	April 18, 1886
James S. Crane	Jefferson	Dresden	16, 1885
John H. Cass	"	"	18, 1886
U. W. Sherrard	Licking	Nashport	Jan. 3, 1884
W. A. Taylor	"	"	April 16, 1885
E. E. Forker	Madison	Dresden	16, 1885
Calvin James	"	"	16, 1885
William Ewing	Meigs	Zeno	14, 1885
B. A. Warno	"	High Hill	Oct. 23, 1885
James F. Case	Monroe	Otsego	26, 1884
John G. Jackson	"	"	April 18, 1886
William McDonald	Muskingum	Dresden	18, 1886
John B. Panster	"	"	18, 1886
George W. Griffith	Newton	White Cottage	16, 1885
Joshua O. Taylor	"	Fultonham	18, 1886
John W. Wigton	"	Roseville	18, 1886
French Shamblin	Perry	Norwich	16, 1885
Frederick B. Turley	"	Sonora	Oct. 23, 1885
John C. McGregor	Richhill	Rix Mills	April 16, 1885
Thomas Mintier	"	"	18, 1886
A. Jordan	Salem	Adamsville	18, 1886
B. H. Spicer	"	"	Oct. 21, 1886
E. P. Pyle	Salt Creek	Chandlersville	26, 1884
E. McDonald	"	"	April 16, 1885
Lewis H. Dugan	Springfield	Zanesville	14, 1884
James H. Aiken	Union	New Concord	18, 1886
James M. Starrett	"	Norwich	16, 1885
Con. O'Neal	Washington	East Greenwood	14, 1884
David Shick	"	Sonora	16, 1885
Robert Griffin	Wayne	Zanesville	14, 1884
Peter Cashbaugh	"	"	16, 1885
George W. Griffen	Zanesville	"	14, 1884
Geminill Arthur	"	"	18, 1886
NOBLE COUNTY.			
A. C. Cooper	Beaver	Batesville	April 14, 1885
G. R. Atkinson	"	"	Dec. 6, 1886
B. C. Drake	Buffalo	Nobleville	Oct. 18, 1884
S. C. White	"	Mt. Zion	April 11, 1886
John Dickison	Brookfield	Renock	11, 1884
James Bartlett	"	Hiramburg	Oct. 18, 1884
J. W. Pettay	Center	Sarahsville	April 11, 1884
Wm. Van Meter	"	"	14, 1885
John B. Hill	Enoch	Fulda	14, 1885
Thomas Clark	"	Middle Creek	14, 1885
William Smithberger	Elk	Harriettsville	Oct. 18, 1885
Geo. Crum	"	Elk	Nov. 16, 1884
W. B. Keith	Jackson	Kelths	April 11, 1886
Geo. Fleck	"	"	14, 1885
E. P. Sullivan	Jefferson	Dexter City	14, 1885
J. W. Watson	"	Middle Creek	Oct. 18, 1884
Joseph N. Danford	Marion	Summerfield	18, 1885
John A. Franklin	"	Whigville	18, 1884
J. W. Jones	Noble	Hoskinsville	22, 1886
B. H. Craft	"	Nobleville	April 11, 1886
R. Belford	Olive	South Olive	11, 1884
Mauly M. Davis	"	Caldwell	Oct. 26, 1884
G. R. Rhodes	Seneca	Mt. Ephraim	April 14, 1885
John Keller	"	"	11, 1886
Robt. Bell	Sharon	Sharon	11, 1884
W. J. Marquis	"	"	14, 1885
John Bramhall	Stock	Berne	Nov. 16, 1884
Thomas McGovern	"	McCleary	16, 1884
T. C. Williams	Wayne	Kennonsburg	April 14, 1885
James Hague	"	"	11, 1884
OTTAWA COUNTY.			
Geo. E. St. John	Portage	Port Clinton	April 8, 1884
Smith Motley	"	"	8, 1884
S. D. Beebe	Danbury	Lake Side	8, 1884
N. W. Dicken	Erie	La Carne	8, 1884
Albert Pettibone	Danbury	Danbury	8, 1884
G. P. Rafferty	Salem	Oak Harbor	Nov. 4, 1884

JUSTICES OF THE PEACE—Continued.

Names of Justices.	Townships.	Post-office address.	Expiration of term.
<i>Ottawa County—Continued.</i>			
Geo. W. Keightley	Harris	Elmore	April 18, 1885
L. A. Harmon	Benton	Greytown	15, 1885
James P. Lattimore	Bay	Port Clinton	15, 1885
John P. Brown, Jr.	Put-in-Bay	Put-in-Bay	15, 1885
John McIntyre	Clay	Martin	15, 1885
Henry Hamel	"	Genoa	Dec. 18, 1885
W. W. Montgomery	Carroll	Locust Point	April 11, 1886
Wm. H. Kleinhaus	Erie	La Carne	11, 1886
D. W. Wood	Harris	Elmore	11, 1886
Ernot Frank	Salem	Oak Harbor	11, 1886
Celio De Floriana	Carroll	Locust Point	Nov. 8, 1886
Miles Newton	Catawba Island	Catawba Island	Dec. 31, 1886
Albert L. Bush	Benton	Rockey Ridge	Nov. 13, 1886
PAULDING COUNTY.			
M. S. Ashton	Crane	Antwerp	Oct. 15, 1886
Russell Randolph	"	Cecil	May 27, 1885
T. L. Brown	Jackson	Charloe	April 7, 1884
Hiram M. Ayers	"	Paulding	"
Bennett Savage	Paulding	"	"
H. R. Mott	"	"	7, 1884
Aaron Nothinger	Latty	Gilbert Mills	Oct. 19, 1884
William Campbell	"	"	8, 1884
Wm. S. Merchant	Emerald	Emmet	Oct. 18, 1885
Hillery McFarland	"	Reids	5, 1885
Samuel Piper	Blue Creek	"	5, 1885
M. M. Grant	"	"	5, 1885
John Folk	Washington	Timberville	Oct. 19, 188
Jacob Welmer	"	Melrose	18, 1885
W. N. Parker	Benton	McGill	19, 1884
O. E. Kilpatrick	"	Payne	18, 1885
M. R. Durling	Auglaise	Junction	Jan. 12, 1885
J. H. McClague	"	"	April 15, 1885
C. S. Carpenter	Carryall	Antwerp	Jan. 30, 1885
W. N. Snook	"	"	April 15, 1884
H. K. Gant	Harrison	Payne	15, 1885
Darius Leeth	"	"	6, 1886
John Q. A. Prentice	Brown	Charloe	Oct. 18, 1885
W. G. Lee	"	Oakwood	May 15, 1886
PERRY COUNTY.			
S. A. Pettit	Bearfield	Porterville	May 4, 1884
J. K. Milligan	"	McLuney	April 11, 1886
Frank G. Miller	Coal	New Straitsville	July 7, 1884
Ross Betts	"	"	June 26, 1886
J. J. Bradshaw	Clayton	Buckeye Cottage	April 9, 1884
Ephraim Teal	"	Rehoboth	10, 1885
Joseph Baughman	Harrison	McLuney	11, 1886
James F. De Long	"	Crooksville	11, 1886
P. M. Brunner	Hopewell	Glenford	10, 1885
John M. Clark	"	"	11, 1886
Isaac Zartman	"	"	11, 1886
William Peters	Jackson	Bremen, Fairfield county	Oct. 18, 1885
J. B. Larimer	"	Junction City	June 2, 1885
John Forsyth	Madison	Mount Perry	April 20, 1885
C. F. Elze	Monday Creek	Gore, Hocking county	22, 1884
J. L. Younker	"	Maxville	9, 1884
P. H. Skinnin	Monroe	Rendville	May 31, 1885
J. J. Donnelly	"	Corning	4, 1884
James Porter	Pike	New Lexington	Nov. 7, 1885
Alfred B. King	"	"	April 11, 1886
G. W. James	"	"	9, 1884
J. C. Spencer	Pleasant	Moxahala	11, 1886
Jacob Costigan	"	"	10, 1885
D. O. Brunner	Reading	Somerset	10, 1885
J. C. Fountain	"	"	10, 1885
R. M. Barr	"	"	19, 1886
John Stallsmith	"	"	9, 1884
William Davey	Salt Lick	Shawnee	Oct. 16, 1886
J. F. Lawyer	"	"	18, 1886
H. J. Myers	Thorn	Thornville	19, 1884
William Fullerton	"	"	18, 1884
Curtis Trovinger	"	"	April 9, 1884
			10, 1885

JUSTICES OF THE PEACE—Continued.

Names of Justices.	Townships.	Post-office address.	Expiration of term.
PICKAWAY COUNTY.			
John Arebaugh.....	Harrison.....	Bloomfield.....	April 11, 1884
Thomas Beavers.....	Scioto.....	Commercial Point.....	11, 1884.
G. G. Brentlinger.....	Harrison.....	Ashville.....	6, 1886
Wm. T. Conklin.....	Madison.....	Lithopolis, Frankl'n county	11, 1884
George Dungan.....	Wayne.....	Circleville.....	10, 1885.
J. W. Durrett.....	Scioto.....	Commercial Point.....	6, 1886
Titus England.....	Darby.....	Harrisburg, Frankl'n co'ty	10, 1885
John S. Fleming.....	Wayne.....	Circleville.....	6, 1886
James Grabill.....	Monroe.....	Five Points.....	Oct. 22, 1886
P. E. Hoover.....	Walnut.....	Nebraska.....	April 10, 1885
William Ingham.....	Pickaway.....	Kingston, Ross county.....	10, 1885
Peter S. Lutz.....	Salt Creek.....	Leistville.....	11, 1884
Palmer Lowe.....	Circleville.....	Circleville.....	10, 1885
Jacob Longenbaugh.....	Walnut.....	East Ringgold.....	6, 1886
Edward M. Marshall.....	Darby.....	Palestine.....	11, 1884
James F. Morgan.....	".....	Harrisburg, Franklin co.....	11, 1884
Henry McGath.....	Deer Creek.....	Woodlyn.....	10, 1885
Carson C. McCafferty.....	Monroe.....	Five Points.....	6, 1886
Henry North.....	Salt Creek.....	Stringtown.....	11, 1884
John O'Daffer.....	Pickaway.....	Circleville.....	10, 1885
A. L. Peters.....	Walnut.....	Ringold.....	11, 1884
S. H. Ridgeway.....	Jackson.....	Circleville.....	11, 1884
A. D. Radcliff.....	Deer Creek.....	Williamsport.....	10, 1885
J. I. Radcliff.....	Muhlenberg.....	Darbyville.....	Dec. 15, 1885.
B. F. Tanguay.....	Perry.....	New Holland.....	April 11, 1884
Perry C. Thomas.....	Muhlenberg.....	Darbyville.....	11, 1884
Elijah P. Wright.....	Circleville.....	Circleville.....	10, 1885
B. H. Walker.....	Jackson.....	".....	6, 1886
Elisha Warner.....	Madison.....	Lockbourne, Franklin co.....	6, 1886
Abraham Weaver.....	Washington.....	Circleville.....	6, 1886
Ingham Wylie.....	Salt Creek.....	Tariton.....	6, 1886
PIKE COUNTY.			
D. H. Bishop.....	Pee Pee.....	Waverly.....	Oct. 22, 1886
S. A. Stedman.....	".....	".....	—, 1884
C. T. Cook.....	".....	".....	April 7, 1886
John Adam.....	Union.....	Germania.....	Oct. 16, 1886
Joseph Gee.....	".....	Galford.....	16, 1886
Isaac T. Slaughter.....	Marion.....	Beaver.....	April 8, 1884
O. E. Emory.....	".....	Flat.....	Oct. 17, 1885
W. S. James.....	Beaver.....	Dove.....	April 8, 1884
A. P. Ballard.....	".....	Beaver.....	14, 1885
Robert Morgan.....	Scioto.....	Piketon.....	8, 1884
Hamilton Hankins.....	".....	".....	Oct. 17, 1885
Wm. M. Sylvester.....	Perry.....	Cynthiana.....	April 8, 1884
J. A. McCord.....	".....	Balnbridge, Ross Co.....	16, 1884
Thomas Lambert.....	Benton.....	Morgantown.....	8, 1884
Cyrus Parker.....	".....	Idaho.....	14, 1885
Nathan G. Flowers.....	Camp Creek.....	Coopersville.....	8, 1884
T. B. McMurray.....	".....	Sedan, Scioto Co.....	16, 1885
James Petrie.....	Newton.....	Jasper.....	8, 1884
no. W. Stephenson.....	".....	".....	7, 1886
J. Q. Jacobs.....	Sunfish.....	Elm Grove.....	8, 1884
Peter Mead.....	".....	Poplar Grove, Adams Co.....	14, 1885
D. F. Hiatt.....	Pebble.....	Buchanan.....	14, 1885
Walter Finney.....	".....	Waverly.....	7, 1886
John D. Hagans.....	Seal.....	Piketon.....	14, 1885
J. F. Parrill.....	".....	".....	7, 1886
Samuel Brown.....	Jackson.....	Omega.....	14, 1885
R. S. McCoppin.....	".....	".....	Oct. 17, 1885
Ezekiel East.....	Mifflin.....	Latham.....	April 14, 1885
James Cross.....	".....	Byington.....	Oct. 17, 1885
PORTAGE COUNTY.			
H. H. Woolf.....	Atwater.....	Atwater.....	April 9, 1884
S. A. Hinman.....	".....	".....	9, 1884
R. P. Cannon.....	Aurora.....	Aurora.....	9, 1884
E. M. Shoupe.....	".....	".....	10, 1886
J. L. Carrier.....	Brimfield.....	Brimfield.....	10, 1886
M. S. Chapman.....	".....	".....	10, 1886
Austin P. Curtiss.....	Charlestown.....	Charlestown.....	9, 1884
William Fox.....	".....	".....	15, 1885
C. S. Tibbals.....	Deerfield.....	Deerfield.....	10, 1886
h. H. Hoffman.....	".....	".....	15, 1885
John R. Giddings.....	Edinburg.....	Edinburg.....	10, 1886

JUSTICES OF THE PEACE—Continued.

Names of Justices.	Townships.	Post-office address.	Expiration of term.
<i>Portage County—Continued.</i>			
Wm. J. Willsey.....	Edinburg.....	Edinburg.....	April 10, 1886
Charles Williams.....	Freedom.....	Freedom.....	10, 1886
Atwell Bryant.....	".....	".....	10, 1886
Nelson L. Barber.....	Franklin.....	Franklin.....	9, 1884
John Bentley, Sr.....	".....	".....	9, 1884
Isaac Russell.....	".....	".....	15, 1885
H. N. Merwin.....	Garrettsville.....	Garrettsville.....	15, 1885
C. A. Thayer.....	".....	".....	11, 1886
A. A. Turner.....	Hiram.....	Hiram.....	15, 1885
Arvin Wilson.....	".....	".....	Oct. 19, 1886
Charles M. Lee.....	Mantua Station.....	Mantua Station.....	19, 1886
C. D. Ingle.....	".....	".....	April 10, 1886
Lancelot S. Nicholson.....	Nelson.....	Nelson.....	Oct. 19, 1886
George E. Hedger.....	".....	".....	April 9, 1884
Edward Roberts.....	Paris.....	Paris.....	Nov. 27, 1886
Michael Jones.....	".....	".....	April 9, 1884
Leroy Thomas.....	Palmyra.....	Palmyra.....	15, 1885
T. W. Thomas.....	".....	".....	9, 1884
Alexander Scott, Jr.....	".....	".....	10, 1886
Wm. H. Bettes.....	Randolph.....	Randolph.....	Oct. 24, 1885
Z. A. Davis.....	".....	".....	April 15, 1885
Beth D. Norton.....	Ravenna.....	Ravenna.....	15, 1885
Stewart W. Reese.....	".....	".....	15, 1885
Orion P. Sperra.....	".....	".....	9, 1884
J. W. Hall.....	Rootstown.....	Rootstown.....	15, 1885
Henry M. Deming.....	".....	".....	15, 1885
Almon L. Tomson.....	Shalersville.....	Shalersville.....	15, 1885
Lafayette Smith.....	".....	".....	Oct. 19, 1886
C. W. Stuart.....	Streetsboro.....	Streetsboro.....	April 9, 1884
N. D. Peck.....	".....	".....	Oct. 13, 1884
M. O. Martin.....	Suffield.....	Suffield.....	Aug. 18, 1884
William Paulus.....	".....	".....	18, 1884
John B. Harrison.....	Windham.....	Windham.....	April 15, 1885
Levi B. Reed.....	".....	".....	Oct. 24, 1885
PREBLE COUNTY.			
A. Edgar Hubbard.....	Washington.....	Eaton.....	April 12, 1884
Wm. Vaughn.....	Harrison.....	Lewisburg.....	12, 1884
H. Hill.....	Twin.....	West Alexandria.....	12, 1884
J. McLean.....	".....	".....	12, 1884
J. P. Smith.....	Israel.....	Fair Haven.....	Oct. 17, 1884
J. S. Bennett.....	Somers.....	Camden.....	17, 1884
Henry C. Dillman.....	Dixon.....	West Florence.....	17, 1884
Wm. Davis.....	nier.....	West Alexandria.....	17, 1884
J. F. Ervin.....	h roe.....	Eldorado.....	17, 1884
W. Horniday.....	Gra.....	West Elkton.....	Dec. 28, 1884
W. F. Boridale.....	Israe.....	Fair Haven.....	April 13, 1885
J. S. Steward.....	Gratis.....	Gratis.....	13, 1885
James Campbell.....	Lanier.....	West Alexandria.....	13, 1885
Wm. Brown.....	Monroe.....	West Manchester.....	13, 1885
O. P. Brown.....	Somers.....	Camden.....	13, 1885
M. K. Hensell.....	Gasper.....	Eaton.....	13, 1885
Alfred Calkins.....	Jefferson.....	New Paris.....	13, 1885
James Morrow.....	Jackson.....	Upsher.....	13, 1885
John R. Stephen.....	Washington.....	Eaton.....	13, 1885
Patrick McGrew.....	Jefferson.....	New Paris.....	Aug. 16, 1885
Jonas Foster.....	Washington.....	Eaton.....	April 5, 1886
Frank Swisher.....	Jackson.....	West Florence.....	5, 1886
Wm. H. Snyder.....	Harrison.....	Lewisburg.....	Nov. 3, 1886
PUTNAM COUNTY.			
James Belford.....	Pleasant.....	Columbus Grove.....	April 12, 1884
David R. Oren.....	Blanchard.....	Gilboa.....	12, 1884
Thomas G. Watkins.....	Sugar Creek.....	Columbus Grove.....	12, 1884
Samuel H. Keirns.....	".....	Vaughnsville.....	12, 1884
H. B. Pierce.....	Monroe.....	Hartsburg.....	12, 1884
George H. Knupp.....	Ottawa.....	Ottawa.....	Oct. 17, 1884
J. H. Uphans.....	".....	".....	17, 1884
B. Sanders.....	Pleasant.....	Columbus Grove.....	17, 1884
Joseph Dickey.....	Perry.....	Dupont.....	Jan. 3, 1885
W. Krauss.....	Liberty.....	Leipsic.....	April 15, 1885
Henry Roose.....	Jennings.....	Fort Jennings.....	15, 1885
J. B. Armatrong.....	Liberty.....	West Leipsic.....	15, 1885
George Campbell.....	Greensburg.....	Ottawa.....	15, 1885

JUSTICES OF THE PEACE—Continued.

Names of Justices.	Townships.	Post-office address.	Expiration of term.
<i>Putnam County—Continued.</i>			
Wm. Schafer	Palmer	North Creek	April 15, 1885
Hiram Madden	Monroe	Rice	15, 1885
Joseph Wannemacher	Monterey	Otte	15, 1885
J. D. Haderman	Van Buren	Lelpaic	Aug. 14, 1885
Abraham Kitchen	Perry	Dupont	25, 1885
H. K. Tingle	Union	Kalida	Dec. 7, 1885
Wm. Boehmer	Jeunings	Fort Jennings	7, 1885
John Beard	Greensburg	Ottawa	7, 1885
John Cunningham	Blanchard	Gilboa	April 5, 1886
Victor Nolrot	Palmer	Pleasant Bend, Henry co.	5, 1886
James Robinson	Van Buren	Belmore	5, 1886
Samuel Stukey	Jackson	Huntstown	5, 1886
John Auman	"	Fort Jennings	5, 1886
Frank Gmeiner	Monterey	Otte	5, 1886
S. L. Hart	Riley	Pandora	Oct. 18, 1886
James McBride	"	"	18, 1886
RICHLAND COUNTY.			
James Seymour	Bloomingsgrove	Shiloh	April 14, 1885
C. S. Hunter	"	Rives	14, 1885
Eli Leasure	Butler	Adarlio	8, 1884
C. C. Hunter	"	"	5, 1886
George Ewing	"	"	Oct. 11, 1886
Henry Marriott	Cass	Shiloh	April 14, 1885
E. C. Parsons	"	"	5, 1886
William Kohler	Franklin	Mansfield	8, 1884
J. L. Swank	Jefferson	Bellville	Oct. 12, 1885
H. N. Hamilton	"	"	12, 1885
Otis Howard	"	"	12, 1885
Joseph Cairns	Jackson	Spring Mills	April 5, 1886
C. C. Laser	"	Shelby	8, 1884
Hugh W. Patterson	Madison	Mansfield	14, 1885
Lowrey Sibbett	"	"	14, 1885
James E. Cox	"	"	Oct. 17, 1884
N. S. Henry	Mifflin	Mifflin	April 5, 1886
James Reed	"	Windsor	5, 1886
David F. Tucker	Monroe	Lucas	14, 1885
H. H. Mowers	"	"	8, 1884
W. C. Black	Perry	Darlington	Oct. 12, 1885
F. Dorr Gunsaulus	Plymouth	Plymouth	April 14, 1885
M. H. Griffith	"	"	5, 1886
Stephen Crispin	Sandusky	Gallon	Oct. 15, 1886
H. W. Hildebrandt	Sharon	Shelby	April 14, 1885
Thomas W. Curran	"	"	14, 1885
J. R. Hackedorn	Springfield	Ontario	5, 1886
John Shearer	"	"	18, 1886
J. D. Hamilton	Troy	Lexington	8, 1884
Joseph Day	"	"	8, 1884
Robert Barnett	"	"	Oct. 11, 1886
Peter Weigle	Washington	Mansfield	15, 1886
Joseph Fleming	"	Barnes	April 14, 1885
Melvin Osburn	Weller	West Windsor	5, 1886
Jacob Ward	"	Olivesburg	14, 1885
John Wigton	Worthington	Newville	Oct. 17, 1884
J. G. Staunton	"	Butler	April 8, 1884
Henry C. Bowman	"	"	Oct. 15, 1886
ROSS COUNTY.			
John M. Coder	Buckskin	Lyndon	Oct. 17, 1884
Samuel Plyley	"	Harper's Station	April 11, 1885
Robert M. Matthews	"	Greenfield	11, 1885
H. K. Strawser	Colerain	Adelphi	11, 1884
B. F. Walte	"	"	Oct. 17, 1884
E. W. Walker	"	Hallsville	17, 1884
Jacob Koch	"	Adelphi	17, 1886
John Brown	Concord	Frankfort	April 11, 1886
John Jamison	"	"	11, 1886
James Templin	Deerfield	Greenland	Oct. 17, 1884
John F. Brown	"	Clarksburg	17, 1884
Samuel Wood	Franklin	Higby	17, 1886
James S. Dunbar	"	Alma	April 11, 1885
John T. Jack	Green	Kingston	Oct. 17, 1881
Englehart Vetter	"	"	April 8, 1883
Hiram Creamer	Harrison	Chillicothe	Oct. 17, 1886
James H. Search	"	"	April 11, 1884

JUSTICE OF THE PEACE—Continued.

Names of Justices.	Townships.	Post-office address.	Expiration of term.
<i>Ross County—Continued.</i>			
Wm. P. DeLong	Huntington	Chillicothe	Oct. 17, 1884
Samuel Kinehart	"	"	17, 1884
A. J. Pummill	"	"	April 9, 1886
John Davis	Jefferson	Richmondale	Oct. 17, 1884
John Moats	"	"	17, 1885
Edmund Burke	Liberty	Vigo	17, 1886
John W. Jones	"	Gillsapville	April 9, 1886
T. J. Benner	Paint	Buckskin	11, 1884
D. W. Wisecup	"	Humboldt	11, 1884
Charles Rowins	Paxton	Bainbridge	Oct. 18, 1886
James Wolfe	"	"	April 9, 1886
Aaron Elliott	Springfield	Chillicothe	11, 1885
Joseph Smith	"	"	9, 1886
John W. Goldsberry	Scioto	"	9, 1886
Samuel Adams	"	"	9, 1886
Lewis Meggenhoffin	"	"	9, 1886
John T. Bishop	Twin	"	11, 1885
John E. McKlancy	"	Brouneville	9, 1886
Elijah Thompson	Union	Greenland	11, 1884
I. J. Finley	"	Andersonville	17, 1885
Byran Lutz	"	Yellow Bud	11, 1885
SANDUSKY COUNTY.			
John Morrison	Ballville	Fremont	April 11, 1884
Abram Leiter	York	Bellevue	12, 1884
B. M. Reed	Green Creek	Green Spring	11, 1884
George Webrung	Woodville	Woodville	15, 1884
John B. Bush	Green Creek	Clyde	Nov. 7, 1884
T. D. Stevenson	Madison	Gibsonburg	April 11, 1884
M. E. Tyler	Fremont	Fremont	7, 1885
H. G. Gibbon	Riley	"	7, 1885
F. K. Fronizer	Ballville	"	7, 1885
W. A. Atkinson	Sandusky	"	Oct. 19, 1884
J. R. Clark	Riley	"	April 7, 1885
Z. P. Brush	Townsend	Townsend	7, 1885
J. I. Garn	Jackson	Millersville	7, 1885
John Jordan	Washington	Lindsey	7, 1885
H. P. Deyo	York	Clyde	14, 1885
Charles F. Gahn	Rice	Fremont	Oct. 18, 1885
Daniel Smith	Madison	Gibsonburg	18, 1886
Joseph Waggoner	Washington	Black Swamp	18, 1885
C. W. White	Townsend	Castalia	18, 1885
T. T. Harrison	Rice	Fremont	April 5, 1886
M. L. Hufford	Sandusky	"	5, 1886
Homer Everett	Fremont	"	5, 1886
A. D. Stine	Jackson	Burgoon	5, 1886
G. T. Aldrich	Scott	Millersville	5, 1886
R. W. Sandwisch	Woodville	Woodville	12, 1885
Josiah Zimmerman	Scott	Rising Sun	Oct. 29, 1886
SCIOTO COUNTY.			
Wm. Earley	Washington	Dry Run	April 14, 1884
Marshall McElhany	Clay	Portsmouth	14, 1884
A. E. Bridwell	Nile	Pond Run	14, 1884
Frederick Winter	Madison	Scioto	14, 1884
Asaph Bennett	Bloom	Bloom Switch	24, 1884
N. L. Searl	"	Iron Furnace	24, 1884
I. N. Johnson	Valley	Clifford	24, 1884
James B. Gilson	Wayne	Portsmouth	May 18, 1884
Joseph Ashton	"	"	April 14, 1884
Luther Marshall	Porter	Sciotoville	Sept. 6, 1884
Levi McCoy	Morgan	Sedan	Oct. 17, 1884
C. D. Pearce	"	"	17, 1884
S. S. Mathlott	Vernon	Lyra	Nov. 23, 1884
Richard Faulkner	"	"	23, 1884
Jared Spriggs	Jefferson	Lucasville	Mar. 10, 1885
R. R. Chapinan	"	"	10, 1885
Edward Crabtree	Morgan	Bear Creek	April 14, 1885
John McDaniel	Rush	Rushtown	15, 1885
Thomas Corell	Porter	Waits	15, 1885
Smith S. Littlejohn	"	Wheelerburg	15, 1885
Joseph Kelley	Union	Lombardsville	15, 1885
N. R. Wilson	"	"	15, 1885

JUSTICES OF THE PEACE—Continued.

Names of Justices.	Townships.	Post-office address.	Expiration of term.
<i>Scioto County—Continued.</i>			
John Fullerton.....	Madison.....	Galford, Pike county.....	April 15, 1885
John R. Foster.....	Washington.....	Portsmouth.....	15, 1885
James Duncan.....	Green.....	Powellsville.....	15, 1885
Gideon M. Hubbard.....	Harrison.....	Scioto.....	15, 1885
Joseph Bierly.....	Clay.....	Portsmouth.....	15, 1885
Cassius Edmonds.....	Harrison.....	Scioto.....	22, 1885
I. J. Dewey.....	Madison.....	Flat, Pike county.....	Oct. 15, 1885
James Goodrich.....	Harrison.....	Scioto.....	Dec. 6, 1885
Philip Bopst.....	Clay.....	Portsmouth.....	April 6, 1886
H. E. Gorbey.....	Rush.....	Rushtown.....	6, 1886
Henry McCall.....	Nile.....	Freestown.....	6, 1886
Erl Alemond.....	".....	Portsmouth.....	6, 1886
A. C. Turner.....	Valley.....	Lucasville.....	6, 1886
Mark Marshall.....	Green.....	Haverhill.....	6, 1886
Robert T. Wamsley.....	Brush Creek.....	Otway.....	6, 1886
John J. McFarlin.....	Wayne.....	Portsmouth.....	20, 1886
James N. Wamsley.....	Brush Creek.....	Rerdon.....	Oct. 15, 1886
SENECA COUNTY.			
John A. Bradner.....	Loudon.....	Fostoria.....	Oct. 18, 1886
I. W. Cline.....	Big Spring.....	Adrian.....	April 12, 1884
James Turner.....	Bloom.....	Bloomville.....	12, 1884
A. Palmer.....	Scioto.....	Republic.....	12, 1884
John Rospert.....	Reed.....	Franks.....	12, 1884
James L. Couch.....	Venice.....	Attica.....	12, 1884
O. J. McPherson.....	".....	".....	12, 1884
C. W. Hughes.....	Loudon.....	Fostoria.....	12, 1884
R. K. Williams.....	Adams.....	Green Springs.....	12, 1884
Dennis Maloy.....	Hopewell.....	Bassom.....	12, 1884
Wm. Mitchell.....	Bloom.....	Bloomville.....	Oct. 17, 1884
Hugh W. A. Boyd.....	Jackson.....	Fostoria.....	17, 1884
James Patton.....	Hopewell.....	Tiffin.....	April 12, 1885
T. A. Yundt.....	Reed.....	West Lodi.....	12, 1885
Daniel Dildine.....	Clinton.....	Tiffin.....	12, 1885
A. L. Abbott.....	Pleasant.....	Fort Seneca.....	12, 1885
P. H. Jayne.....	Clinton.....	Tiffin.....	12, 1885
W. J. Merchant.....	Adams.....	Green Springs.....	12, 1885
Aaron Kistler.....	Eden.....	Melmore.....	12, 1885
Roland W. Brown.....	Adams.....	Republic.....	12, 1885
Peter Haeffling.....	Seneca.....	Berwick.....	12, 1885
Samuel Decker.....	Liberty.....	Bettsville.....	May 16, 1885
Bradford Struble.....	Seneca.....	Tiffin.....	April 12, 1885
Charles Schubert.....	Thompson.....	Flat Rock.....	April 12, 1885
T. M. Frink.....	Liberty.....	Bettsville.....	May 6, 1885
A. Kuder.....	Big Spring.....	Alvada.....	June 17, 1885
Stephen Lapham.....	".....	Berwick.....	Oct. 18, 1886
E. Parker.....	Scioto.....	Republic.....	18, 1886
Wm. Scheth.....	Pleasant.....	Green Springs.....	April 11, 1884
Ralph Hamlin.....	Thompson.....	Bellevue, Huron county.....	11, 1884
John Soule.....	Eden.....	Melmore.....	11, 1884
Hiram Cromer.....	Jackson.....	Fostoria.....	11, 1884
Jacob Houck.....	Liberty.....	Cromers.....	11, 1884
".....	Reed.....	Attica Station.....	11, 1884
SHELBY COUNTY.			
D. L. Bush.....	Clinton.....	Sidney.....	April 18, 1884
G. H. Bunnell.....	".....	".....	Oct. 19, 1884
S. Wilkins.....	Dinwmore.....	Botkins.....	18, 1885
James M. Carson.....	".....	Anna.....	Nov. 6, 1885
P. W. Young.....	Franklin.....	".....	April 13, 1884
Eliakim Ludlum.....	".....	Swanders.....	10, 1886
L. G. Simes.....	Green.....	Plattsville.....	13, 1884
S. K. Williams.....	".....	Tawawa.....	14, 1885
Charles S. Strunk.....	Jackson.....	Jackson Center.....	Oct. 18, 1885
H. P. Atlas.....	".....	Montra.....	April 14, 1885
Wm. Flinn.....	Loramie.....	Houston.....	Oct. 19, 1884
Jeremiah Miller.....	".....	Russia.....	18, 1886
Albert Hasebrook.....	McLean.....	Loramie.....	14, 1884
Henry J. Rottingham.....	".....	".....	April 10, 1886
I. N. Redinbo.....	Orange.....	Sidney.....	10, 1886
Levi Coffield.....	".....	Kirkwood.....	14, 1885
J. D. Ferree.....	Perry.....	Sidney.....	10, 1886
G. W. Clark.....	".....	Pemberton.....	10, 1886

JUSTICES OF THE PEACE.—Continued.

Names of Justices.	Townships.	Post-office address.	Expiration of term.
<i>Shelby County—Continued.</i>			
V. McCormick	Salem	Pratt	April 18, 1884
S. L. Manning	"	"	18, 1884
Noah Rauch	Turtle Creek	McCartyville	14, 1885
John R. Wilson	"	Hardin	Oct. 19, 1884
Charles Maurer	Van Buren	Kettleville	April 14, 1885
Wm. M. Baker	"	McCartyville	Oct. 18, 1886
John Johnston	Washington	Lockington	April 14, 1885
J. K. Dinmore	"	Sidney	Oct. 18, 1884
A. H. Lucky	Cynthian	Wynant	18, 1886
Francis Turner	"	"	18, 1886
STARK COUNTY.			
Sundy Miller	Marlboro	Hartville	April 13, 1884
W. E. Oberlin	Tuscarawas	Massillon	13, 1884
Frank Bryan	Marlboro	Baltimore	13, 1884
Benjamin F. Faust	Canton	Canton	13, 1884
Bennett B. Warner	Perry	Massillon	13, 1884
George Frank	Lake	Lake	13, 1884
Joshua L. Coy	Nimishillen	Louisville	Oct. 27, 1884
Wallace H. Phelps	Lexington	Alliance	27, 1884
Daniel Worley	Canton	Canton	April 19, 1885
Nicholas Stonehill	Paris	Paris	12, 1885
Wm. Baedel	Sandy	Waynesburg	12, 1885
John Dager	Osnaburg	Mapleton	12, 1885
Abram W. Goshorn	Bethlehem	Navarre	12, 1885
Lewis B. King	Sandy	Waynesburg	12, 1885
Mathias Sletterhen	Bethlehem	Navarre	12, 1885
Madison Trail	Lexington	Alliance	12, 1885
J. P. Zaiser	"	Limaville	12, 1885
Samuel A. Diller	Lawrence	North Lawrence	12, 1885
Geo. W. Wilhelm	Sugar Creek	Justus	12, 1885
Wm. Wagner	Lake	Hartville	12, 1885
James Slentz	Paris	New Franklin	May 5, 1885
Samuel Krider	Tuscarawas	Massillon	April 12, 1885
Leonard Raber	Lake	Greentown	Oct. 24, 1885
Wesley Smith	Pike	Sparta	24, 1885
Andrew Reese	Washington	Freeburg	24, 1885
George Violand	Nimishillen	Louisville	April 14, 1886
Jonathan S. Hudson	Canton	Canton	14, 1886
Henry W. Hoessler	Plain	"	14, 1886
Wash. F. Miller	Marlboro	Marlboro	14, 1886
Reuben Holl	Jackson	McDonaldsville	14, 1886
Geo. W. Hines	Pike	Pierce	14, 1886
Wm. S. Spidle	Sugar Creek	Beach City	14, 1886
Joshua Frantz	Perry	Massillon	20, 1886
Joseph Dall	Osnaburg	Osnaburg	14, 1886
Isaac M. Taggart	Lawrence	Canal Fulton	14, 1886
Emanuel R. Speaker	Sugar Creek	Willmot	14, 1886
Charles E. Buttolph	Washington	Mount Union	Oct. 25, 1886
Jacob Schmachtenberger	Paris	Minerva	25, 1886
Thomas Blackburn	Perry	Massillon	25, 1886
Alpheus Brady	Jackson	McDonaldsville	25, 1886
George Holtz	Plain	New Berlin	25, 1886
SUMMIT COUNTY.			
Wm. H. Spears	Bath	Ghent	Oct. 17, 1884
Wm. Davis, Jr.	"	Bath	April 11, 1885
Joseph Drake	Boston	Peninsula	Oct. 17, 1884
Ransom Cole	"	"	April 11, 1886
Wm. Waggoner	Copley	Copley	Oct. 17, 1886
C. C. Frederick	"	"	Oct. 17, 1886
James L. Porter	Coventry	Akron	April 12, 1884
Houston Kepler	"	New Portage	11, 1886
W. A. Hanford	Cuyahoga Falls	Cuyahoga Falls	12, 1884
George Parks	"	"	21, 1886
George H. Keller	Franklin	Nimishilla	12, 1884
Andrew Donnenwirth	"	Clinton	Oct. 13, 1885
S. S. Kepler	Green	Summit	April 12, 1884
John W. Kreighbaum	"	Lake	Nov. 8, 1884
M. C. Read	Hudson	Hudson	April 11, 1886
S. E. Judd	"	"	May 6, 1884
George Forbes	Northfield	Macedonia	April 11, 1885
W. L. Palmer	"	Northfield	11, 1886
Wm. Viall	Northampton	Cuyahoga Falls	12, 1884
H. W. Howe	"	Everett	11, 1886

JUSTICES OF THE PEACE—Continued.

Names of Justices.	Townships.	Post-office address.	Expiration of term.
<i>Summit County—Continued.</i>			
Michael Wise.....	Norton.....	Norton.....	April 11, 1885
Austin T. Woods.....	".....	Loyal Oak.....	11, 1886
Levi S. Herold.....	Portage.....	Akron.....	11, 1885
Peter J. Moersch.....	".....	".....	Oct. 13, 1885
J. A. Chandler.....	Richfield.....	West Richfield.....	Oct. 17, 1886
Nathan S. Brittan.....	".....	".....	17, 1886
Jacob Krumroy.....	Springfield.....	Krumroy.....	17, 1886
Levi H. Rhodes.....	".....	North Springfield.....	13, 1885
Albert Hale.....	".....	Mogadore.....	April 11, 1886
I. O. Fairchild.....	Stow.....	Cuyahoga Falls.....	11, 1886
M. D. Call.....	".....	Hudson.....	11, 1886
John W. Seward.....	Talmadge.....	Talmadge.....	Oct. 17, 1886
Williston Ailing.....	".....	".....	April 11, 1886
Chauncey B. Lane.....	Twinsburg.....	Twinsburg.....	11, 1885
Bela B. Clark.....	".....	".....	11, 1885
Seth R. Hanchett.....	".....	".....	Oct. 17, 1886
Almon J. Brown.....	".....	".....	17, 1886
Almon Brown.....	Middlebury.....	Middlebury.....	Oct. 13, 1885
Mansfield Sumner.....	".....	".....	April 11, 1886
TRUMBULL COUNTY.			
P. A. Bell.....	Lordstown.....	Lordstown.....	April 11, 1884
A. H. Steuart.....	Brookfield.....	Erookfield.....	11, 1884
Z. T. Ewalt.....	Howland.....	Howland.....	11, 1884
S. E. Clapp.....	Bloomfield.....	Bloomfield.....	11, 1884
F. E. Moran.....	Johnston.....	Cortland.....	11, 1884
James H. Biggin.....	Vernon.....	Vernon.....	11, 1884
Elias Lewis.....	Weathersfield.....	Weathersfield.....	11, 1884
Joseph Stuart.....	".....	Mineral Ridge.....	11, 1884
I. W. Cooper.....	Gustavus.....	Gustavus.....	11, 1884
Stephen Laird.....	Mesopotamia.....	Mesopotamia.....	11, 1884
A. S. Phillips.....	Liberty.....	Church Hill.....	11, 1884
E. J. Tyler.....	Farmington.....	Farmington.....	11, 1884
J. L. Herzog.....	Warren.....	Warren.....	Oct. 17, 1884
George E. Haine.....	Bloomfield.....	Bloomfield.....	17, 1884
Wm. D. Griffin.....	Vienna.....	Vienna.....	17, 1884
Joel Bushnell.....	Hartford.....	Hartford.....	17, 1884
L. G. Spencer.....	".....	".....	17, 1884
C. A. Trobridge.....	Fowler.....	Fowler.....	17, 1884
Augustus Elwell.....	Braceville.....	Braceville.....	17, 1884
R. W. Crane.....	Greene.....	Greene.....	17, 1884
J. E. Piekerling.....	Warren.....	Warren.....	April 12, 1885
James A. Blackburn.....	Warren.....	Leavittsburg.....	12, 1885
C. D. Goodrich.....	Liberty.....	Girard.....	12, 1885
E. E. Oviatt.....	Braceville.....	Braceville.....	12, 1885
Josiah S. Ratliff.....	Howland.....	Howland.....	12, 1885
George Misner.....	Southington.....	Southington.....	12, 1885
Jacob Harshman.....	Lordstown.....	Lordstown.....	12, 1885
Daniel Merberger.....	Farmington.....	Farmington.....	12, 1885
W. S. Benton.....	Mecca.....	Mecca.....	12, 1885
Elias Sperry.....	Mesopotamia.....	Mesopotamia.....	12, 1885
R. E. Fitch.....	Kinsman.....	Kinsman.....	12, 1885
J. S. Weir.....	Johnston.....	Johnston.....	12, 1885
H. L. Seoville.....	Vienna.....	Vienna.....	12, 1885
G. M. Logan.....	Gustavus.....	Gustavus.....	12, 1885
J. C. Thompson.....	Bristol.....	Bristol.....	12, 1885
G. M. Kyle.....	Bazetta.....	Bazetta.....	12, 1885
H. H. Pierce.....	Bristol.....	Bristol.....	12, 1885
A. C. Porter.....	Champion.....	Champion.....	12, 1885
Joseph Pierce.....	".....	".....	11, 1886
Mark Ames.....	Newton.....	Newton Falls.....	11, 1886
John Dilley.....	Mecca.....	Mecca.....	11, 1886
David J. Davis.....	Hubbard.....	Conburg.....	11, 1886
T. T. Merry.....	Vernon.....	Burg Hill.....	11, 1886
C. B. Moffet.....	Hartford.....	Orangeville.....	11, 1886
J. R. Herrick.....	Southington.....	Southington.....	11, 1886
H. D. Holcomb.....	Bazetta.....	Cortland.....	11, 1886
J. L. Gillmer.....	Hubbard.....	Hubbard.....	11, 1886
James Clark.....	Brookfield.....	Brookfield.....	11, 1886
W. A. Harrington.....	Greene.....	Greene.....	11, 1886
L. P. Andrews.....	Kinsman.....	Kinsman.....	11, 1886
Curtis Hall.....	Fowler.....	Fowler.....	May 9, 1886
Henry Taylor.....	Newton.....	Newton Falls.....	Oct. 15, 1886
Willis Reader.....	Hartford.....	Hartford.....	15, 1886
Orin L. McCarty.....	Weathersfield.....	Niles.....	15, 1886
Albert G. Weirick.....	Hubbard.....	Hubbard.....	15, 1886

JUSTICES OF THE PEACE—Continued.

Names of Justices.	Townships.	Post-office address.	Expiration of term.
TUSCARAWAS COUNTY.			
David Sechrist	Fairfield	New Philadelphia	Oct. 22, 1886
Lewis Geckeler	"	"	Nov. 26, 1886
Daniel Krebs	Clay	Lock No. 17	23, 1886
James W. Stoutt	Wayne	Dundee	April 16, 1886
George Baer	Perry	Cadwallader	19, 1886
Isaac Coats	Washington	Peoli	16, 1886
Henry Delbie	Bucks	Baltic	16, 1886
Jacob Kreig	Sugar Creek	Shanesville	16, 1886
Henry Van Lehn	Warren	Tuscarawas	16, 1886
J. H. Banks	Warwick	New Cumberland	16, 1886
Daniel Haas	Franklin	Strasburg	Dec. 4, 1886
John Smith	Union	Barnhill	Feb. 1, 1886
Luke Quinn	Fairfield	Dennison	Oct. 24, 1885
John S. Kollar	Union	Zoar Station	May 19, 1885
P. S. Olmstead	Goshen	New Philadelphia	5, 1885
David Gram	Clay	Lock No. 17	April 14, 1885
William Miller	Sugar Creek	Shanesville	14, 1885
William Kuecherer	Lawrence	Zoar	14, 1885
Michael Haas	Jefferson	Stone Creek	14, 1885
Frederick Regula	"	"	14, 1885
Horace G. Little	Oxford	Newcomerstown	14, 1885
Perry Stooksdale	Dover	Canal Dover	14, 1885
Hiram Eckman	Warwick	Tuscarawas	14, 1885
John B. Jones	Auburn	Rogersville	14, 1885
Nicholas Montag	Dover	Canal Dover	14, 1885
L. A. Cornet	Salem	Port Washington	14, 1885
Wesley M. Tracy	Sandy	Mineral City	Jan. 30, 1885
Levi Travis	Auburn	Rogersville	Dec. 13, 1884
Philip A. Garver	Franklin	Strasburg	Oct. 27, 1884
Joseph W. Newburgh	Dover	Canal Dover	27, 1884
William Rutledge	Union	Dennison	April 12, 1884
Thomas H. Mezena	Mill	Uhrichsville	15, 1884
Thomas B. Rankin	Rush	Gnadenhutzen	15, 1884
Francis Ankney	York	New Philadelphia	15, 1884
J. T. Pocock	Oxford	Newcomerstown	15, 1884
David H. Troendly	Bucks	Baltic	15, 1884
Francis Berkshire	Perry	Cadwallader	15, 1884
Linford Van Buskirk	Warren	Newcumberland	15, 1884
Joseph Heiden	Mill	Dennison	15, 1884
William Kinsey	York	New Philadelphia	15, 1884
John Wetter	Wayne	Dundee	15, 1884
Marion D. Skules	Sandy	Mineral City	15, 1884
Thomas T. Chadwell	Washington	Albany	15, 1884
Wilson J. Haskinson	Salem	Port Washington	15, 1884
Samuel C. Kline	Lawrence	Boltvar	15, 1884
Lewis S. Winsch	Clay	Gnadenhutzen	15, 1884
James Galbraith	Rush	Tippecanoe, Harrison Co.	Oct. 22, 1886
John Milone	Mill	Uhrichsville	22, 1886
Samuel Moore	Goshen	New Philadelphia	Aug. 5, 1886
UNION COUNTY.			
Adam Wolford	Allen	"	Oct. 17, 1885
L. M. Crary	"	Pottersburg	19, 1884
Asa Langstaff	Clabourne	Clabourne	April 13, 1886
S. W. Van Winkle	"	Richwood	13, 1886
M. W. Hill	"	"	11, 1884
Joseph E. Fouke	Darby	Unionville Center	Oct. 19, 1884
James Robinson	"	"	April 11, 1886
Wm. Brown	Dover	New Dover	11, 1884
J. M. Roney	"	"	Oct. 19, 1884
Robert McCrory	Jerome	Jerome	19, 1885
J. P. McDowell	"	"	Nov. 6, 1885
C. W. Burgoon	Jackson	Rush Creek	Oct. 19, 1884
H. M. Hall	"	"	11, 1884
O. B. Martine	Leeburg	Magnetic Springs	April 14, 1885
Henry Highbargin	"	Pharisburg	14, 1886
Henry Dague	Liberty	Raymonds	13, 1886
Jas. D. Herd	"	Peoria	13, 1886
Warrett Owen	Mill Creek	Watkins	14, 1885
R. L. Stimmell	"	"	11, 1884
H. J. King	Paris	Marysville	13, 1886
J. H. Kinkade	"	"	14, 1885
W. M. Winget	"	"	14, 1885
David Shinneman	Taylor	Broadway	14, 1885
Peleg Cranston	"	"	June 21, 1884

ANNUAL REPORT SECRETARY OF STATE.

UNIONS OF THE PEACE—Continued.

	Townships.	Post-office address.	Expiration of term.
	Union	Milford Center.....	Oct. 15, 1886
	"	"	April 10, 1884
	Washington.....	Byhalla.....	18, 1886
	"	"	Oct. 17, 1885
	York	York	17, 1885
	"	West Mansfield, Logan Co.	April 14, 1885
	Union	Milford Center.....	14, 1885
	Darby	Unionville Center.....	11, 1884
	"	"	Oct. 15, 1886
LAX WAKE COUNTY.			
	Tulley	Convoy.....	Oct. 19, 1886
	"	Dixon.....	18, 1884
	Harrison.....	Leslie.....	19, 1886
	"	Convoy.....	19, 1886
	Willshire.....	Willshire.....	18, 1885
	"	"	April 11, 1884
	Liberty.....	Shasta.....	13, 1885
	"	Dull.....	9, 1886
	Pleasant.....	Van Wert.....	Oct. 18, 1885
	"	"	April 9, 1886
	Union.....	Convoy.....	11, 1884
	"	Van Wert.....	9, 1886
	Hoaglin.....	"	May 24, 1884
	"	"	April 11, 1886
	Ridge	"	11, 1884
	"	"	9, 1886
	York.....	Venedocia.....	11, 1884
	"	Van Wert.....	9, 1886
	Jennings.....	Spencerville, Allen Co.	11, 1884
	"	"	11, 1884
	Washington.....	Delphos.....	9, 1886
	"	Middlepoint.....	9, 1886
	Jackson.....	"	11, 1884
VINTON COUNTY.			
	Harrison.....	Ray's, Jackson county.....	April 11, 1884
	Wilksville.....	Hawks', Vinton county.....	11, 1884
	Cinton.....	Hamden Junction.....	Aug. 12, 1884
	Knox.....	Lee, Athens county.....	12, 1884
	"	"	12, 1884
	Cinton.....	Dundas, Vinton county.....	Oct. 18, 1884
	Eagle.....	Eagle Mills.....	18, 1884
	Wilksville.....	Wilksville.....	18, 1884
	Brown.....	Hope Furnace.....	18, 1884
	Wilksville.....	Wilksville.....	18, 1884
	Madison.....	Vinton Station.....	April 12, 1885
	Jackson.....	Ural.....	12, 1885
	"	Stella.....	12, 1885
	Swan.....	Swan.....	12, 1885
	Vinton.....	Radcliff.....	12, 1885
	Richland.....	McArthur.....	Oct. 18, 1885
	Elk.....	"	Dec. 6, 1885
	Eagle.....	Pike Run.....	Feb. 12, 1886
	Richland.....	Hamden Junction.....	April 6, 1886
	Elk.....	McArthur.....	6, 1886
	Swan.....	Silverly.....	6, 1886
	Richland.....	Allensville.....	6, 1886
	Harrison.....	Ray's.....	6, 1886
	Madison.....	Zaleski.....	6, 1886
	Vinton.....	Radcliff.....	12, 1885
	Elk.....	McArthur.....	June 28, 1886
WARREN COUNTY.			
	Wayne.....	Waynesville.....	April 11, 1884
	Clear Creek.....	Red Lion.....	11, 1884
	Deerfield.....	Mason.....	11, 1884
	Union.....	South Lebanon.....	Oct. 13, 1884
	Turtle Creek.....	Lebanon.....	Nov. 26, 1884
	Deerfield.....	Mason.....	Oct. 14, 1884
	Clear Creek.....	Springboro.....	14, 1884
	Massie.....	Harveysburg.....	14, 1884
	Turtle Creek.....	Lebanon.....	Nov. 26, 1884

JUSTICES OF THE PEACE—Continued.

Names of Justices.	Townships.	Post-office address.	Expiration of term.
<i>Warren County—Continued.</i>			
S. R. Nickerson.....	Salem.....	Morrow.....	April 5, 1885
R. H. Bennett.....	Deerfield.....	Mason.....	5, 1885
John M. Dachtler.....	Franklin.....	Franklin.....	5, 1885
Daniel Perrine.....	Washington.....	Fl. Ancient.....	5, 1885
Isaac S. Brown.....	Union.....	South Lebanon.....	Aug. 2, 1886
Wm. H. Constable.....	Harlan.....	Butlerville.....	Oct. 13, 1885
Joseph G. Keys.....	Wayne.....	Waynesville.....	April 7, 1886
Jeremiah Mills.....	Washington.....	Oregonia.....	7, 1886
Joseph E. Lippincott.....	Massie.....	Harveysburg.....	7, 1886
Wm. G. Hopkins.....	Salem.....	Morrow.....	7, 1886
A. D. McFerren.....	Harlan.....	Level.....	7, 1886
James C. Redman.....	Hamilton.....	Malineville.....	Oct. 16, 1886
Samuel J. Witteman.....	Clear Creek.....	Springboro.....	16, 1886
R. S. Lockwood.....	Franklin.....	Franklin.....	16, 1886
James Blackburn.....	Turtle Creek.....	Lebanon.....	Dec. 10, 1886
George W. Carey.....	Nov. 23, 1886
Israel Lundy.....	Harlan.....	Butlerville.....	Dec. 1, 1886
WASHINGTON COUNTY.			
Joseph Cox.....	Adams.....	Lowell.....	April 17, 1885
J. M. Newton.....	11, 1884
W. H. Wolf.....	Aurelius.....	Macksburg.....	Oct. 18, 1886
Samuel Bess.....	Elba.....	14, 1884
E. T. Parsons.....	Barlow.....	Vincent.....	April 4, 1884
C. C. Lanton.....	Barlow.....	5, 1886
R. C. Menzie.....	Belpre.....	Little Hocking.....	Oct. 14, 1884
L. E. Stone.....	Belpre.....	14, 1884
A. Russell.....	Decatur.....	Fillmore.....	April 11, 1884
J. A. Smith.....	Cutler.....	Oct. 14, 1884
A. A. Hollister.....	Dunham.....	Dunham.....	17, 1885
W. J. Scott.....	Fairfield.....	Cutler.....	14, 1884
Elen Pennock.....	Layman.....	14, 1884
Daniel Moersch.....	Fearing.....	Stanleyville.....	26, 1886
J. J. D. McVay.....	17, 1884
Russell Dorf.....	Grandview.....	Grandview.....	17, 1885
F. W. Lamping.....	New Matamoras.....	18, 1886
J. N. Simmons.....	April 5, 1886
Robert Bedillion.....	Independence.....	Wade.....	17, 1885
Abner Powell.....	Archer's Fork.....	Oct. 17, 1885
Simoon Whitney.....	Lawrence.....	Cow Run.....	April 11, 1884
A. S. DePuy.....	Steel Run.....	Aug. 28, 1884
I. S. McCowan.....	Moss Run.....	28, 1884
Thomas Forshey.....	Liberty.....	Dalzell.....	Oct. 17, 1885
J. J. Schenkel, Jr.....	April 5, 1886
A. M. Graham.....	Ludlow.....	Wingett Run.....	Oct. 14, 1884
John Hall.....	Nov. 6, 1885
Austin S. Miller.....	Muskingum.....	Harmar.....	April 11, 1884
Anson McNeal.....	Marletta.....	Oct. 14, 1884
Alvin Adkins.....	Newport.....	Newport.....	17, 1885
J. T. Hill.....	Hill's.....	April 11, 1884
A. B. Smith.....	Newport.....	11, 1884
Richard Trotter.....	Palmer.....	Brown's Mills.....	11, 1884
H. L. Pugh.....	17, 1885
Pemberton Palmer.....	Salem.....	Whipple.....	Oct. 18, 1886
Chas. Weiss, Sr.....	Lower Salem.....	April 5, 1886
J. M. Truesdell.....	Waterford.....	Beverly.....	Oct. 21, 1886
Reuben Mason.....	Center Bend, Morgan co.....	April 17, 1885
D. R. Newton.....	Coal Run.....	Oct. 16, 1886
Thomas McDermott.....	Watertown.....	Churchtown.....	April 11, 1884
M. C. Armstrong.....	Watertown.....	Oct. 14, 1884
C. C. Smith.....	April 5, 1886
John Zumbro.....	Wesley.....	Bartlett.....	Oct. 29, 1884
G. R. Goddard.....	April 17, 1885
W. H. Underwood.....	Oct. 18, 1886
Arthur McMahon.....	Warren.....	Harmar.....	17, 1885
Chas. Cone.....	Bate.....	April 5, 1886
Wm. Gilnes.....	Marletta.....	Marletta.....	Nov. 9, 1886
David Barber.....	April 11, 1884
Rufus E. Harte.....	5, 1886
Chas. W. Richards.....	June 22, 1886

Journal

Names	Post-office address.	Expiration of term.
UNION COUNTY.		
J. G. P.	Burton City	Oct. 13, 1886
L. N. P.	Dalton	18, 1886
Sam	Wooster	April 11, 1884
N. W.	Moreland	11, 1884
L.	Wooster	11, 1884
W.	Orrville	11, 1884
	Clinton	11, 1884
	Orrville	11, 1884
	West Salem	11, 1884
	Shreve	11, 1884
	New Pittsburgh	11, 1884
	Dalton	11, 1884
	Sterling	11, 1884
	Burbank	11, 1884
	Congress	11, 1884
	Madisonburg	11, 1884
	Blackleysville	11, 1884
	Easton	Oct. 11, 1884
	Wooster	11, 1884
	Creston	April 14, 1885
	Moreland	14, 1885
	Mt. Eaton	14, 1885
	Big Prairie	14, 1885
	Congress	14, 1885
	Apple Creek	14, 1885
	Springville	14, 1885
	West Lebanon	14, 1885
	Marshallville	14, 1885
	Koch's	14, 1885
	Smithville	14, 1885
	Canaan Center	Oct. 18, 1885
	East Union	18, 1885
	Milton	April 6, 1886
	Chippewa	6, 1886
	Salt Creek	6, 1886
UNION COUNTY.		
	Superior	April 12, 1884
	Pulaski	15, 1884
	Center	12, 1884
	Brady	Nov. 4, 1884
	Florence	12, 1884
	Eden	June 28, 1884
	Eden	4, 1884
	Stryker	April 17, 1885
	Northwest	17, 1885
	Kunkle	17, 1885
	Nettle Lake	17, 1885
	Phoebe	Oct. 18, 1885
	Edgerton	18, 1885
	Karl	18, 1885
	Bridgewater	18, 1885
	Alvordton	18, 1885
	Pulaski	18, 1885
	Edgerton	April 11, 1886
	Bryan	11, 1886
	Alvordton	11, 1886
	West Unity	11, 1886
	Montpelier	11, 1886
	Pulaski	Oct. 19, 1886
	Stryker	19, 1886
WOOD COUNTY.		
H. L. Abobtt	Center	April 6, 1886
Samuel Case	Plain	Nov. 19, 1886
Joseph P. Bisbee	Portage	April 12, 1885
James M. Brown	Perrysburg	Oct. 18, 1885
Theodore Brown	Bloom	18, 1885
Carlo Call	Weston	April 12, 1884
Sylvester Curtis	Perrysburg	12, 1884
H. G. Condit	Washington	12, 1885
R. C. Comstock	Plain	6, 1886
Geo. W. Douro	Milton	May 6, 1886
Samuel Dunn	Jackson	Apr 9, 1886
J. J. Taylor	Henry	April 12, 1884
H. D. Grove	Lake	Oct. 19, 1886
	Bowling Green	6, 1886
	Six Points	April 12, 1885
	Perrysburg	Oct. 18, 1885
	Jersey City	18, 1885
	Weston	12, 1884
	Perrysburg	April 12, 1884
	Tontogany	12, 1885
	Bowling Green	6, 1886
	Custer	6, 1886
	Hoytsville	May 9, 1886
	Hammansburg	April 12, 1884
	Milbury	Oct. 19, 1886

JUSTICES OF THE PEACE—Continued.

Names of Justices.	Townships.	Post-office address.	Expiration of term.
<i>Wood County—Continued.</i>			
J. Haskell.....	Montgomery.....	Bradner.....	Oct. 22, 1884
George W. Hill.....	Center.....	Bowling Green.....	April 12, 1885
E. M. Holden.....	Webster.....	Fenton.....	12, 1885
W. W. Hicks.....	Ross.....	Toledo.....	Oct. 18, 1885
James Johnson.....	Middleton.....	Haskins.....	April 12, 1884
H. M. Jones.....	Jackson.....	Hoytsville.....	May 6, 1885
H. B. Knoff.....	Freedom.....	Pemberville.....	April 6, 1886
Peter Laney.....	Milton.....	Milton Center.....	6, 1886
J. H. Menter.....	Freedom.....	Pemberville.....	12, 1884
Stephen Merry.....	Perrysburg.....	Perrysburg.....	12, 1884
Daniel Mears.....	Portage.....	Portage.....	6, 1886
A. McAllister.....	Lake.....	Walbridge.....	Oct. 22, 1884
J. B. McCutchen.....	Troy.....	Stony Ridge.....	Dec. 22, 1884
O. P. Norris.....	Perry.....	Blinn.....	April 12, 1885
B. L. Peters.....	Henry.....	North Baltimore.....	0, 1886
Stephen G. Robinson.....	Weston.....	Grand Rapids.....	12, 1885
W. S. Richard.....	Bloom.....	Bloomdale.....	12, 1885
Henry Ruple.....	Middleton.....	Haskins.....	Oct. 18, 1885
B. F. Lee.....	Liberty.....	Portage.....	April 12, 1885
Chas. R. Sage.....	Montgomery.....	Prairie Depot.....	6, 1886
E. B. Turner.....	Liberty.....	Portage.....	Oct. 22, 1884
F. Tuller.....	Washington.....	Tontogany.....	18, 1885
F. W. Welling.....	Troy.....	Pemberville.....	April 12, 1884
O. L. Wales.....	Ross.....	Toledo.....	12, 1884
Wm. Weddell.....	Webster.....	Pemberville.....	12, 1885
Lewis Whitman.....	Perry.....	West Millgrove.....	6, 1886
Zephaniah Wells.....	Jackson.....	Hoytsville.....	Oct. 19, 1886
WYANDOT COUNTY.			
Amos Curtz.....	Tymochtee.....	Sycamore.....	April 5, 1886
Geo. W. Beard.....	Jackson.....	Kirby.....	5, 1886
Michael Spangler.....	Ridge.....	Carey.....	5, 1886
M. P. Tracy.....	Crane.....	Upper Sandusky.....	5, 1886
M. A. Smalley.....	Crawford.....	Carey.....	5, 1886
Tighman Zillner.....	Sycamore.....	Deunquot.....	5, 1886
M. L. Rowland.....	Mifflin.....	Upper Sandusky.....	5, 1886
T. D. Laner.....	Eden.....	Nevada.....	Oct. 18, 1885
J. W. Lilly.....	Antrim.....	Wyandot.....	13, 1885
W. E. Benton.....	Pitt.....	Little Sandusky.....	13, 1885
Z. T. Smith.....	".....	Upper Sandusky.....	13, 1885
Samuel M. Worth.....	Crane.....	".....	13, 1885
O. Brayton.....	Crawford.....	Carey.....	14, 1885
Isaac H. Durboran.....	Tymochtee.....	McCutchenville.....	14, 1885
Ephraim Stanbery.....	Mifflin.....	Marselles.....	April 14, 1885
Peter Trachsell, Jr.....	Salem.....	Upper Sandusky.....	14, 1885
John Baker.....	Richland.....	Wharton.....	14, 1885
N. L. Updegraff.....	Ridge.....	Carey.....	14, 1885
C. L. Ellis.....	Marselles.....	Marselles.....	Nov. 26, 1884
Daniel W. Nichols.....	Salem.....	Wharton.....	Oct. 15, 1884
J. E. Goodrich.....	Sycamore.....	Sycamore.....	April 8, 1884
Benjamin Ulrich.....	Eden.....	Nevada.....	8, 1884
John Sherwood.....	Sycamore.....	Sycamore.....	8, 1884
S. P. Hill.....	Marselles.....	Marselles.....	8, 1884
B. F. Balliet.....	Antrim.....	Nevada.....	8, 1884
M. H. Waltermire.....	Jackson.....	Forest, Hardin county.....	8, 1884
David Kauble.....	Richland.....	Wharton.....	Oct. 10, 1886

JUSTICES OF THE PEACE—Continued.

Names of Justices.	Townships.	Post-office address.	Expiration of term.
<i>Summit County—Continued.</i>			
Michael Wise.....	Norton.....	Norton.....	April 11, 1886
Austin T. Woods.....	".....	Loyal Oak.....	11, 1886
Levi S. Herrold.....	Portage.....	Akron.....	11, 1885
Peter J. Moersch.....	".....	".....	Oct. 13, 1885
J. A. Chandler.....	Richfield.....	West Richfield.....	Oct. 17, 1886
Nathan S. Brittan.....	".....	".....	17, 1886
Jacob Krumroy.....	Springfield.....	Krumroy.....	17, 1886
Levi H. Rhodes.....	".....	North Springfield.....	13, 1885
Albert Hale.....	".....	Mogadore.....	April 11, 1886
I. O. Fairchild.....	Stow.....	Cuyahoga Falls.....	11, 1886
M. D. Cull.....	".....	Hudson.....	11, 1886
John W. Seward.....	Talmadge.....	Talmadge.....	Oct. 17, 1886
Williston Ailing.....	".....	".....	April 11, 1886
Chauncy B. Lane.....	Twinsburg.....	Twinsburg.....	11, 1885
Bela B. Clark.....	".....	".....	11, 1885
Seth R. Hanchett.....	".....	".....	Oct. 17, 1886
Almon J. Brown.....	".....	".....	17, 1886
Almon Brown.....	Middlebury.....	Middlebury.....	Oct. 13, 1885
Mansfield Sumner.....	".....	".....	April 11, 1886
TRUMBULL COUNTY.			
P. A. Bell.....	Lordstown.....	Lordstown.....	April 11, 1884
A. H. Stewart.....	Brookfield.....	Brookfield.....	11, 1884
Z. T. Ewalt.....	Howland.....	Howland.....	11, 1884
S. E. Clapp.....	Bloomfield.....	Bloomfield.....	11, 1884
F. E. Moran.....	Johnston.....	Cortland.....	11, 1884
James H. Biggin.....	Vernon.....	Vernon.....	11, 1884
Elias Lewis.....	Weathersfield.....	Weathersfield.....	11, 1884
Joseph Stuart.....	".....	Mineral Ridge.....	11, 1884
I. W. Cooper.....	Gustavus.....	Gustavus.....	11, 1884
Stephen Laird.....	Mesopotamia.....	Mesopotamia.....	11, 1884
A. S. Phillips.....	Liberty.....	Church Hill.....	11, 1884
E. J. Tyler.....	Farmington.....	Farmington.....	11, 1884
J. L. Herzog.....	Warren.....	Warren.....	Oct. 17, 1884
George E. Haine.....	Bloomfield.....	Bloomfield.....	17, 1884
Wm. D. Griffis.....	Vienna.....	Vienna.....	17, 1884
Joel Bushnell.....	Hartford.....	Hartford.....	17, 1884
L. G. Spencer.....	".....	".....	17, 1884
C. A. Trobridge.....	Fowler.....	Fowler.....	17, 1884
Augustus Elwell.....	Braceville.....	Braceville.....	17, 1884
R. W. Crane.....	Greene.....	Greene.....	17, 1884
J. E. Pickering.....	Warren.....	Warren.....	April 12, 1885
James A. Blackburn.....	Warren.....	Leavittsburg.....	12, 1885
C. D. Goodrich.....	Liberty.....	Girard.....	12, 1885
E. E. Oviatt.....	Braceville.....	Braceville.....	12, 1885
Josiah S. Ratliff.....	Howland.....	Howland.....	12, 1885
George Misner.....	Southington.....	Southington.....	12, 1885
Jacob Harshman.....	Lordstown.....	Lordstown.....	12, 1885
Daniel Merberger.....	Farmington.....	Farmington.....	12, 1885
W. S. Benton.....	Mecca.....	Mecca.....	12, 1885
Elias Sperry.....	Mesopotamia.....	Mesopotamia.....	12, 1885
R. E. Fitch.....	Kinsman.....	Kinsman.....	12, 1885
J. S. Weir.....	Johnston.....	Johnston.....	12, 1885
H. L. Scoville.....	Vienna.....	Vienna.....	12, 1885
G. M. Logan.....	Gustavus.....	Gustavus.....	12, 1885
J. C. Thompson.....	Bristol.....	Bristol.....	12, 1885
G. M. Kyle.....	Bazetta.....	Bazetta.....	12, 1885
H. H. Pierce.....	Bristol.....	Bristol.....	12, 1885
A. C. Porter.....	Champion.....	Champion.....	12, 1885
Joseph Pierce.....	".....	".....	11, 1886
Mark Ame.....	Newton.....	Newton Falls.....	11, 1886
John Dilley.....	Mecca.....	Mecca.....	11, 1886
David J. Davis.....	Hubbard.....	Coalburg.....	11, 1886
T. T. Merry.....	Vernon.....	Burg Hill.....	11, 1886
C. B. Moffet.....	Hartford.....	Orangeville.....	11, 1886
J. R. Herrick.....	Southington.....	Southington.....	11, 1886
H. D. Holcomb.....	Bazetta.....	Cortland.....	11, 1886
J. L. Gillmer.....	Hubbard.....	Hubbard.....	11, 1886
James Clark.....	Brookfield.....	Brookfield.....	11, 1886
W. A. Harrington.....	Greene.....	Greene.....	11, 1886
L. P. Andrews.....	Kinsman.....	Kinsman.....	11, 1886
Curtis Hall.....	Fowler.....	Fowler.....	May 9, 1886
Henry Taylor.....	Newton.....	Newton Falls.....	Oct. 15, 1886
Willis Reeder.....	Hartford.....	Hartford.....	15, 1886
Orin L. McCarty.....	Weathersfield.....	Niles.....	16, 1886
Albert G. Welrick.....	Hubbard.....	Hubbard.....	16, 1886

Illinois.

S. S. Willard
 Philip A. Hoyne
 Lyman B. Tickener
 Simeon W. King

Kentucky.

Harry Smith
Larry Smith
William Pennington

Louisville
 " "

Louisiana.

George A. Hero
 John G. Enstis
 Felix J. Dreyfous
 M. C. Soniat
 Alfred Ingraham

New Orleans
 " "
 " "
 " "

Maryland.

Philip H. Hoffman
 G. Everett Reardon
 F. H. Grupy
 Murray Hanson

Baltimore
 " "
 " "

Massachusetts.

Samuel Jennison
 Hamilton D. Clark
 Edward J. Jones
 Charles A. Shaw
 J. Henry Hill

Boston
 Medford
 Boston
 "
 Worcester

May 3, 1883
 January 13, 1881
 March 2, 1889
 April 18, 1882
 March 13, 1883
 December 16, 1880
 May 14, 1881
 February 16, 1882
 August 5, 1882
 January 13, 1881
 September 13, 1881
 December 2, 1881
 May 25, 1882
 September 22, 1882
 December 25, 1883
 May 13, 1884
 February 15, 1885
 August 10, 1885
 February 14, 1884
 September 12, 1884
 December 14, 1884
 May 24, 1885
 September 21, 1885

JUSTICES OF THE PEACE—Continued.

Names of Justices.	Townships.	Post-office address.	Expiration of term.
<i>Union County—Continued.</i>			
J. G. Turner.....	Union.....	Millford Center.....	Oct. 15, 1886
I. N. Paris.....	".....	".....	April 10, 1884
Samuel Sherwood.....	Washington.....	Byhalla.....	13, 1886
N. M. Baldwin.....	".....	".....	Oct. 17, 1885
L. D. Wright.....	York.....	York.....	17, 1885
W. H. Platner.....	".....	West Mansfield, Logan Co..	April 14, 1885
John F. Granger.....	Union.....	Millford Center.....	14, 1885
George Harris.....	Darby.....	Unionville Center.....	11, 1884
Cyrus Zimmerman.....	".....	".....	Oct. 15, 1886
VAN WERT COUNTY.			
W. H. Zimmerman.....	Tulley.....	Convoy.....	Oct. 19, 1886
Joseph Calvert.....	".....	Dixon.....	18, 1884
Henry Germann, Jr.....	Harrison.....	Leslie.....	19, 1886
Aaron F. Pancake.....	".....	Convoy.....	19, 1886
J. F. Shaffner.....	Willshire.....	Willshire.....	18, 1885
Joshua Wagers.....	".....	".....	April 11, 1884
Wm. H. Witten.....	Liberty.....	Shasta.....	13, 1885
J. W. Shell.....	".....	Dull.....	9, 1886
G. S. Hough.....	Pleasant.....	Van Wert.....	Oct. 18, 1885
C. P. Richey.....	".....	".....	April 9, 1884
Thomas Rose.....	Union.....	Convoy.....	11, 1884
J. W. Allen.....	".....	Van Wert.....	9, 1886
Henry Rumble.....	Hoaglin.....	".....	May 24, 1884
John Burkett.....	".....	".....	April 11, 1886
M. H. McCoy.....	Ridge.....	".....	11, 1884
J. S. Stuckey.....	".....	".....	9, 1886
J. R. Evans.....	York.....	Venedocia.....	11, 1884
Wm. H. Nicodemus.....	".....	Van Wert.....	9, 1886
J. M. Jones.....	Jennings.....	Spencerville, Allen Co.....	11, 1884
John Masters.....	".....	".....	11, 1884
Henry Weibel.....	Washington.....	Delphos.....	9, 1886
Wm. Foster.....	".....	Middlepoint.....	9, 1886
A. Elder.....	Jackson.....	".....	11, 1884
VINTON COUNTY.			
John Drake.....	Harrison.....	Ray's, Jackson county.....	April 11, 1884
Oscar F. Hawk.....	Wilksville.....	Hawks', Vinton county.....	11, 1884
S. F. Kramer.....	Clinton.....	Hamden Junction.....	Aug. 12, 1884
Frederick Thomas.....	Knox.....	Lee, Athens county.....	12, 1884
E. D. Cross.....	".....	".....	12, 1884
Daniel R. Hail.....	Clinton.....	Dundas, Vinton county.....	Oct. 18, 1884
James McGhee.....	Eagle.....	Eagle Mills.....	18, 1884
Lyman Wells.....	Wilksville.....	Wilksville.....	18, 1884
W. W. Scott.....	Brown.....	Hope Furnace.....	18, 1884
Charles Mulholland.....	Wilksville.....	Wilksville.....	18, 1884
John Shirkey.....	Madison.....	Vinton Station.....	April 12, 1885
R. S. Barnhill.....	Jackson.....	Ural.....	12, 1885
W. W. Newton.....	".....	Stella.....	12, 1885
George W. Johnson.....	Swan.....	Swan.....	12, 1885
A. Radcliff.....	Vinton.....	Radcliff.....	12, 1885
Wm. Herron.....	Richland.....	McArthur.....	Oct. 18, 1885
Morris Evans.....	Elk.....	".....	Dec. 6, 1885
E. H. Bennett.....	Eagle.....	Pike Run.....	Feb. 12, 1886
Wm. Cox.....	Richland.....	Hamden Junction.....	April 6, 1886
Robert Sage.....	Elk.....	McArthur.....	6, 1886
John E. McVey.....	Swan.....	Sively.....	6, 1886
James R. Jolly.....	Richland.....	Allensville.....	6, 1886
John S. Huffman.....	Harrison.....	Ray's.....	6, 1886
A. Robinson.....	Madison.....	Zaleski.....	6, 1886
Milton Arbaugh.....	Vinton.....	Radcliff.....	12, 1885
William S. Hudson.....	Elk.....	McArthur.....	June 28, 1886
WARREN COUNTY.			
J. Wilson Edwards.....	Wayne.....	Waynesville.....	April 11, 1884
Alexander Boxwell.....	Clear Creek.....	Red Lion.....	11, 1884
Darius Ross.....	Deerfield.....	Mason.....	11, 1884
Bethnel Oqvolt.....	Union.....	South Lebanon.....	Oct. 13, 1884
James B. Graham.....	Turtle Creek.....	Lebanon.....	Nov. 26, 1884
D. W. Van Dyke.....	Deerfield.....	Mason.....	Oct. 14, 1884
A. F. Peebles.....	Clear Creek.....	Springboro.....	14, 1884
Elias F. Varner.....	Massie.....	Harveysburg.....	14, 1884
Berkley T. Brown.....	Turtle Creek.....	Lebanon.....	Nov. 28, 1884

JUSTICES OF THE PEACE—Continued.

Names of Justices.	Townships.	Post-office address.	Expiration of term.
<i>Warren County—Continued.</i>			
S. R. Nickerson.....	Salem.....	Morrow.....	April 5, 1885
R. H. Bennett.....	Deerfield.....	Mason.....	5, 1885
John M. Dachtler.....	Franklin.....	Franklin.....	5, 1885
Daniel Perrine.....	Washington.....	Ft. Ancient.....	5, 1885
Isaac S. Brown.....	Union.....	South Lebanon.....	Aug. 2, 1885
Wm. H. Constable.....	Harlan.....	Butlerville.....	Oct. 13, 1885
Joseph G. Keys.....	Wayne.....	Waynesville.....	April 7, 1886
Jeremiah Mills.....	Washington.....	Oregonia.....	7, 1886
Joseph H. Lippincott.....	Massie.....	Harveysburg.....	7, 1886
Wm. G. Hopkins.....	Salem.....	Morrow.....	7, 1886
S. D. McFerren.....	Harlan.....	Level.....	7, 1886
James C. Redman.....	Hamilton.....	Maineville.....	Oct. 16, 1886
Samuel J. Wittman.....	Clear Creek.....	Springboro.....	16, 1886
R. S. Lockwood.....	Franklin.....	Franklin.....	16, 1886
James Blackburn.....	Turtle Creek.....	Lebanon.....	Dec. 10, 1886
George W. Carey.....	".....	".....	Nov. 23, 1886
Israel Lundy.....	Harlan.....	Butlerville.....	Dec. 1, 1886
WASHINGTON COUNTY.			
Joseph Cox.....	Adams.....	Lowell.....	April 17, 1885
J. M. Newton.....	".....	".....	11, 1884
W. H. Wolf.....	Aurelius.....	Macksburg.....	Oct. 18, 1886
Samuel Bess.....	".....	Elba.....	14, 1884
E. T. Parsons.....	Barlow.....	Vincent.....	April 4, 1884
C. C. Lanton.....	".....	Barlow.....	5, 1886
R. C. Menzie.....	Belpre.....	Little Hocking.....	Oct. 14, 1884
L. E. Stone.....	".....	Belpre.....	14, 1884
A. Russell.....	Decatur.....	Fillmore.....	April 11, 1884
J. A. Smith.....	".....	Cutler.....	Oct. 14, 1884
A. A. Hollister.....	Dunham.....	Dunham.....	17, 1885
W. J. Scott.....	Fairfield.....	Cutler.....	14, 1884
Elen Pennock.....	".....	Layman.....	14, 1884
Daniel Moersch.....	Fearing.....	Stanleyville.....	26, 1886
J. J. D. McVay.....	".....	".....	14, 1884
Russell Dorf.....	Grandview.....	Grandview.....	17, 1885
F. W. Lamping.....	".....	New Matamoras.....	18, 1886
J. N. Simmons.....	".....	".....	April 5, 1886
Robert Bedillion.....	Independence.....	Wade.....	17, 1885
Abner Powell.....	".....	Archer's Fork.....	Oct. 17, 1885
Simeon Whitney.....	Lawrence.....	Cow Run.....	April 11, 1884
A. S. DePuy.....	".....	Steel Run.....	Aug. 26, 1884
I. S. McCowan.....	".....	Moss Run.....	26, 1884
Thomas Forshey.....	Liberty.....	Dalzell.....	Oct. 17, 1885
J. J. Schenkel, Jr.....	".....	".....	April 5, 1886
A. M. Graham.....	Ludlow.....	Wingett Run.....	Oct. 14, 1884
John Hall.....	".....	".....	Nov. 6, 1885
Austin S. Miller.....	Muskingum.....	Harmar.....	April 11, 1884
Anson McNeal.....	".....	Marietta.....	Oct. 14, 1884
Alvin Adkins.....	Newport.....	Newport.....	17, 1885
J. T. Hill.....	".....	Hill's.....	17, 1885
A. B. Smith.....	".....	Newport.....	April 11, 1884
Richard Trotter.....	Palmer.....	Brown's Mills.....	11, 1884
H. L. Pugh.....	".....	".....	17, 1885
Pemberton Palmer.....	Salem.....	Whipple.....	Oct. 18, 1886
Chas. Weiss, Sr.....	".....	Lower Salem.....	April 5, 1886
J. M. Truesdell.....	Waterford.....	Beverly.....	Oct. 21, 1886
Reuben Mason.....	".....	Center Bend, Morgan co.....	April 17, 1885
D. R. Newton.....	".....	Coal Run.....	Oct. 16, 1886
Thomas McDermott.....	Watertown.....	Churchtown.....	April 11, 1884
M. C. Armstrong.....	".....	Watertown.....	Oct. 14, 1884
C. C. Smith.....	".....	".....	April 5, 1886
John Zumbro.....	Wesley.....	Bartlett.....	Oct. 29, 1884
G. R. Goddard.....	".....	".....	April 17, 1885
W. H. Underwood.....	".....	".....	Oct. 18, 1886
Arthur McMahon.....	Warren.....	Harmar.....	April 17, 1885
Chas. Cone.....	".....	Bate.....	April 5, 1886
Wm. Glines.....	Marietta.....	Marietta.....	Nov. 9, 1886
David Barber.....	".....	".....	April 11, 1884
Rufus E. Harte.....	".....	".....	5, 1886
Chas. W. Richards.....	".....	".....	June 22, 1886

ANNUAL REPORT SECRETARY OF STATE.

TOWNSHIPS OF THE FRACK—Continued.

	Townships.	Post-office address.	Expiration of term.
	Baughman	Burton City	Oct. 15, 1886
	Sugar Creek	Dalton	13, 1886
	Wooster	Wooster	April 11, 1884
	Franklin	Moreland	11, 1884
	Wooster	Wooster	11, 1884
	Green	Orrville	11, 1884
	Chippewa	Clinton	11, 1884
	Baughman	Orrville	11, 1884
	Congress	West Salem	11, 1884
	Clinton	Shreve	11, 1884
	Chester	New Pittsburgh	11, 1884
	Sugar Creek	Dalton	11, 1884
	Milton	Sterling	11, 1884
	Congress	Burbank	11, 1884
		Congress	11, 1884
	Wayne	Madisonburg	11, 1884
	Plain	Blackleysville	11, 1884
	Chippewa	Easton	Oct. 11, 1884
	Wooster	Wooster	11, 1884
	Canaan	Creston	April 14, 1885
	Franklin	Moreland	14, 1885
	Paint	Mt. Eaton	14, 1885
	Clinton	Big Prairie	14, 1885
	Chester	Congress	14, 1885
	East Union	Apple Creek	14, 1885
	Plain	Springville	14, 1885
	Paint	West Lebanon	14, 1885
	Baughman	Marshallville	14, 1885
	Salt Creek	Koch's	14, 1885
	Green	Smithville	14, 1885
	Canaan	Canaan Center	Oct. 18, 1885
	East Union	East Union	18, 1885
	Milton	Rittman	April 6, 1886
	Chippewa	Doylestown	6, 1886
	Salt Creek	Fredericksburg	6, 1886

WILLIAMS COUNTY.


Wm. Drake	Superior	Montpelier	April 12, 1884
George E. Coy	Pulaski	Bryan	15, 1884
S. B. McKelvey	Center	"	12, 1884
John Galatin	"	"	Nov. 4, 1884
George W. Mooney	Brady	West Unity	12, 1884
S. J. Bookmiller	Florence	Eden	June 28, 1884
Jonathan Burke	"	"	Nov. 4, 1884
Wesley B. Kitzemiller	Springfield	Stryker	April 17, 1885
Hugh Brandon	Northwest	Northwest	17, 1885
Augustus Moore	Madison	Kunkle	17, 1885
Jasper Rogers	Northwest	Nettle Lake	17, 1885
John Orwiler	Madison	Pioneer	Oct. 18, 1885
John T. Walter	St. Joseph	Edgerton	18, 1885
I. L. White	Jefferson	Karle	18, 1885
Joseph W. Back	Bridgewater	Bridgewater	18, 1885
John W. Sturgeon	Mill Creek	Alvordton	18, 1885
Ell W. Grim	Pulaski	Pulaski	18, 1885
Wm. H. Chilcote	St. Joseph	Edgerton	April 11, 1886
W. O. Johnston	Pulaski	Bryan	11, 1886
George Webber	Mill Creek	Alvordton	11, 1886
H. H. Peppard	Brady	West Unity	11, 1886
E. T. Wisman	Superior	Montpelier	11, 1886
Cyrus T. Wyatt	Jefferson	Pulaski	Oct. 19, 1886
J. T. Heuter	Springfield	Stryker	19, 1886

WOOD COUNTY.

B. L. Abobtt	Center	Bowling Green	April 6, 1886
Samuel Case	Plain	"	Nov. 19, 1886
Joseph P. Blabee	Portage	Six Points	April 12, 1885
James M. Brown	Perrysburg	Perrysburg	Oct. 18, 1885
Theodore Brown	Bloom	Jersey City	18, 1885
Carlo Call	Weston	Weston	April 12, 1884
Sylvester Curtis	Perrysburg	Perrysburg	12, 1884
H. G. Condit	Washington	Tontogany	12, 1885
R. C. Comstock	Plain	Bowling Green	6, 1886
Geo. W. Doure	Milton	Custer	6, 1886
Samuel Dunn	Jackson	Hoytsville	May 9, 1886
J. J. Taylor	Henry	Hammanburg	April 12, 1884
H. D. Grove	Lake	Millbury	Oct. 19, 1886

JUSTICES OF THE PEACE—Continued.

Names of Justices.	Townships.	Post-office address.	Expiration of term.
<i>Wood County—Continued.</i>			
J. Haskell.....	Montgomery.....	Bradner.....	Oct. 22, 1884
George W. Hill.....	Center.....	Bowling Green.....	April 12, 1885
E. M. Holden.....	Webster.....	Fenton.....	12, 1885
W. W. Hicks.....	Ross.....	Toledo.....	Oct. 18, 1885
James Johnson.....	Middleton.....	Haskins.....	April 12, 1884
H. M. Jones.....	Jackson.....	Hoytsville.....	May 6, 1885
H. B. Knoff.....	Freedom.....	Pemberville.....	April 6, 1886
Peter Laney.....	Milton.....	Milton Center.....	6, 1886
J. H. Menter.....	Freedom.....	Pemberville.....	12, 1884
Stephen Merry.....	Perrysburg.....	Perrysburg.....	12, 1884
Daniel Mears.....	Portage.....	Portage.....	6, 1886
A. McAllister.....	Lake.....	Walbridge.....	Oct. 22, 1884
J. B. McCutchen.....	Troy.....	Stony Ridge.....	Dec. 22, 1884
O. P. Norris.....	Perry.....	Blinn.....	April 12, 1885
B. L. Peters.....	Henry.....	North Baltimore.....	0, 1886
Stephen G. Robinson.....	Weston.....	Grand Rapids.....	12, 1885
W. S. Richard.....	Bloom.....	Bloomdale.....	12, 1885
Henry Ruple.....	Middleton.....	Haskins.....	Oct. 18, 1885
B. F. Lee.....	Liberty.....	Portage.....	April 12, 1885
Chas. R. Sage.....	Montgomery.....	Prairie Depot.....	6, 1886
E. B. Turner.....	Liberty.....	Portage.....	Oct. 22, 1884
F. Tuller.....	Washington.....	Tontogany.....	18, 1885
F. W. Welling.....	Troy.....	Pemberville.....	April 12, 1884
O. L. Wales.....	Ross.....	Toledo.....	12, 1884
Wm. Weddell.....	Webster.....	Pemberville.....	12, 1885
Lewis Whitman.....	Perry.....	West Millgrove.....	6, 1886
Zephaniah Wells.....	Jackson.....	Hoytsville.....	Oct. 19, 1886
WYANDOT COUNTY.			
Amos Curtz.....	Tymochtee.....	Sycamore.....	April 5, 1886
Geo. W. Beard.....	Jackson.....	Kirby.....	5, 1886
Michael Spangler.....	Ridge.....	Carey.....	5, 1886
M. P. Tracy.....	Crane.....	Upper Sandusky.....	5, 1886
M. A. Smalley.....	Crawford.....	Carey.....	5, 1886
Tighman Zilfner.....	Sycamore.....	Deunquot.....	5, 1886
M. L. Rowland.....	Mifflin.....	Upper Sandusky.....	5, 1886
T. D. Lanker.....	Eden.....	Nevada.....	Oct. 18, 1885
J. W. Lilly.....	Antrim.....	Wyandot.....	13, 1885
W. E. Benton.....	Pitt.....	Little Sandusky.....	13, 1885
Z. T. Smith.....	".....	Upper Sandusky.....	13, 1885
Samuel M. Worth.....	Crane.....	".....	13, 1886
O. Brayton.....	Crawford.....	Carey.....	14, 1886
Isaac H. Durboran.....	Tymochtee.....	McCutchenville.....	14, 1886
Ephraim Stanbery.....	Mifflin.....	Marselles.....	April 14, 1886
Peter Trachsell, Jr.....	Salem.....	Upper Sandusky.....	14, 1886
John Baker.....	Richland.....	Wharton.....	14, 1886
N. L. Updegraff.....	Ridge.....	Carey.....	14, 1886
C. L. Ellis.....	Marselles.....	Marselles.....	Nov. 26, 1884
Daniel W. Nichols.....	Salem.....	Wharton.....	Oct. 16, 1884
J. E. Goodrich.....	Sycamore.....	Sycamore.....	April 8, 1884
Benjamin Ulrich.....	Eden.....	Nevada.....	8, 1884
John Sherwood.....	Sycamore.....	Sycamore.....	8, 1884
R. P. Hill.....	Marselles.....	Marselles.....	8, 1884
B. F. Balliet.....	Antrim.....	Nevada.....	8, 1884
M. H. Waltermire.....	Jackson.....	Forest, Hardin county.....	8, 1884
David Kauble.....	Richland.....	Wharton.....	Oct. 16, 1886



Commissioners of Deeds for the State of Ohio,
RESIDING IN OTHER STATES,
AND
Commissioners of Deeds for other States,
RESIDING IN OHIO.

COMMISSIONERS OF DEEDS FOR THE STATE OF OHIO, RESIDING IN OTHER STATES.
 (States and Territories, not named herein, have no Commissioners of Deeds for Ohio.)

Name.	Residence.	Date of commission.	Expiration of commission.
<i>California.</i>			
Edward Chaitin	San Francisco	February 12, 1881	February 11, 1884.
Lee D. Craig	"	May 11, 1881	May 10, 1884.
Samuel S. Murphy	"	July 19, 1881	July 18, 1884.
Joseph J. Perkins	Santa Barbara	September 21, 1881	September 20, 1884.
E. V. Joice	San Francisco	October 10, 1882	October 28, 1885.
James L. King	"	January 30, 1883	January 29, 1886.
Joseph K. Carter	"	August 21, 1883	August 20, 1886.
<i>Colorado.</i>			
Gabriel Netter	Denver	June 25, 1880	June 24, 1883.
David Mitchell	"	May 24, 1881	May 23, 1884.
<i>Connecticut.</i>			
S. Arthur Marsden	New Haven	March 8, 1881	March 7, 1884.
Henry E. Taintor	Hartford	December 5, 1881	December 4, 1884.
Wm. A. Wright	New Haven	September 15, 1883	September 14, 1886.
C. B. Matthewman	"	September 27, 1883	September 26, 1886.
<i>District of Columbia.</i>			
Nicholas Callan	Washington City	December 14, 1882	December 18, 1885.
John E. Beall	"	June 26, 1883	June 25, 1886.
<i>Georgia.</i>			
Wm. B. Adams	Savannah	June 13, 1881	June 12, 1884.
Harry Krouse	Atlanta	February 9, 1882	February 8, 1885.
John W. Burrough	Savannah	June 12, 1883	June 12, 1886.

COMMISSIONERS OF DEEDS FOR THE STATE OF OHIO, ETC.--Continued.

Name.	Residence.	Date of commission.	Expiration of commission.
<i>Illinois.</i>			
S. N. Willard	Chicago	December 6, 1881	December 5, 1884.
Phillip A. Hoyne	"	March 9, 1882	March 21, 1884.
Lynnan B. Tickener	"	April 5, 1882	April 4, 1885.
Simeon W. King	"	June 23, 1883	June 23, 1886.
<i>Kentucky.</i>			
Harry Mucky	Louisville	January 19, 1882	January 30, 1885.
William Rehbeck	"	April 22, 1882	April 21, 1886.
<i>Louisiana.</i>			
George A. Hero	New Orleans	May 3, 1883	May 2, 1883.
John C. Knelt	"	January 13, 1881	January 12, 1884.
Felix J. Dreyfous	"	March 2, 1882	March 1, 1885.
M. C. Soulat	"	April 18, 1882	April 17, 1885.
Alfred Ingraham	"	March 13, 1883	April 1, 1886.
<i>Maryland.</i>			
Phillip H. Hoffman	Baltimore	December 16, 1880	December 25, 1883.
G. Everett Kearton	"	May 14, 1881	May 13, 1884.
F. H. Grupy	"	February 16, 1882	February 15, 1885.
Murray Hanson	"	August 5, 1882	August 10, 1885.
<i>Massachusetts.</i>			
Samuel Jenkinson	Boston	January 13, 1881	February 14, 1884.
Hamilton D. Clark	Medford	September 13, 1881	September 12, 1884.
Edward J. Jones	Boston	December 2, 1881	December 14, 1884.
Charles A. Shaw	"	May 25, 1882	May 24, 1886.
J. Henry Hill	Worcester	September 22, 1882	September 21, 1885.

COMMISSIONERS OF DEEDS FOR THE STATE OF OHIO, ETC.—Continued.

Name.	Residence.	Date of commission.	Expiration of commission.
<i>Massachusetts—Continued.</i>			
Henry M. Meek	Salem	December 8, 1882	December 7, 1885.
James W. Chapman	Boston	February 27, 1883	February 26, 1886.
Charles H. Adams	"	March 1, 1883	February 28, 1896.
<i>Michigan.</i>			
Wm. J. Waterman	Detroit	November 9, 1882	November 14, 1885.
<i>Minnesota.</i>			
Frank H. Carleton	Minneapolis	November 26, 1881	November 25, 1884.
J. N. Cardozo	St. Paul	May 10, 1883	May 9, 1886.
<i>Missouri.</i>			
Fred. W. Perkins	Kansas City	April 21, 1881	April 20, 1884.
G. S. Mosher	"	November 5, 1881	November 4, 1884.
Fred. A. Wind	St. Louis	July 20, 1882	July 19, 1885.
Charles D. Greene	"	July 25, 1882	July 24, 1885.
John W. Hodgkins	"	January 16, 1883	January 15, 1886.
<i>New Jersey.</i>			
George W. Cassidy	Jersey City	December 8, 1880	December 8, 1883.
Henry J. Stratmeyer, Jr.	Elizabeth	January 25, 1881	January 24, 1884.
Willard W. Cutler	Morristown	May 3, 1883	May 2, 1886.
<i>New York.</i>			
Wm. E. Scovil	New York	December 6, 1880	December 5, 1883.
Wm. M. Thomas	"	January 28, 1881	January 27, 1884.
Thomas Kilvert	"	February 8, 1881	February 7, 1884.

COMMISSIONERS OF DEEDS FOR THE STATE OF OHIO, ETC.—Continued.

Name.	Residence.	Date of commission.	Expiration of commission.
<i>New York—Continued.</i>			
Dwight W. Pardee.....	New York.....	March 22, 1881.....	May 17, 1884.....
Vincent Rosemon.....	".....	April 21, 1881.....	April 20, 1884.....
Eliazer Jackson.....	".....	May 11, 1881.....	May 26, 1884.....
Chas. H. Adams.....	Saratoga Springs.....	May 24, 1881.....	May 23, 1884.....
Augustus P. Sotherland.....	New York.....	June 9, 1881.....	June 8, 1884.....
Bernard J. Kelly.....	".....	July 11, 1881.....	July 10, 1884.....
S. A. Marden.....	".....	July 23, 1881.....	July 22, 1884.....
Joseph B. Nones.....	".....	August 12, 1881.....	August 11, 1884.....
Isaac D. Smith.....	".....	August 12, 1881.....	August 11, 1884.....
G. H. Dewey.....	".....	August 18, 1881.....	August 17, 1884.....
Geo. W. Gollies.....	".....	August 26, 1881.....	August 25, 1884.....
Wm. Johnson.....	Brooklyn.....	October 10, 1881.....	October 9, 1884.....
George R. Jaques.....	New York.....	October 10, 1881.....	October 15, 1884.....
Louis Beckhardt.....	Buffalo.....	October 18, 1881.....	October 17, 1884.....
Edwin S. Clarke.....	New York.....	November 25, 1881.....	November 24, 1884.....
John A. Hillery.....	".....	January 5, 1882.....	January 17, 1885.....
Max Farnpart.....	".....	January 10, 1882.....	January 9, 1885.....
Henry C. Smith.....	Troy.....	January 30, 1882.....	January 29, 1885.....
Thomas W. Folsom.....	New York.....	February 14, 1882.....	February 13, 1885.....
Edwin F. Corey.....	".....	February 24, 1882.....	February 23, 1885.....
Richard M. Bruno.....	".....	April 26, 1882.....	April 24, 1885.....
Munroe Crannell.....	Albany.....	May 2, 1882.....	May 5, 1885.....
Charles E. Mills.....	New York.....	May 6, 1882.....	May 8, 1885.....
S. A. Emanuel.....	".....	May 9, 1882.....	May 8, 1885.....
Moses B. Maclay.....	".....	June 8, 1882.....	June 29, 1885.....
Charles Nettleton.....	".....	June 10, 1882.....	June 9, 1885.....
Herbert E. Dickson.....	".....	July 22, 1882.....	July 21, 1885.....
Wm. H. Clarkson.....	".....	July 22, 1882.....	July 21, 1885.....
Henry C. Banks.....	".....	August 19, 1882.....	August 20, 1885.....
John Eadie.....	".....	August 24, 1882.....	August 23, 1885.....
Francis P. Burke.....	".....	September 12, 1882.....	September 11, 1885.....
Frederick A. Burnham.....	".....	December 21, 1882.....	December 28, 1885.....

COMMISSIONERS OF DEEDS FOR THE STATE OF OHIO, ETC.—Continued.

Name.	Residence.	Date of commission.	Expiration of commission.
<i>New York—Concluded.</i>			
Ethan A. Allen.....	New York.....	April 5, 1883.....	April 4, 1886.
J. Luther Bright.....	".....	April 7, 1883.....	April 6, 1886.
Joseph B. Braman.....	".....	April 19, 1883.....	April 18, 1886.
A. H. Nones.....	".....	April 27, 1883.....	April 28, 1886.
Jacob Dubois.....	".....	April 27, 1883.....	May 13, 1886.
Eustace Conway.....	".....	May 8, 1883.....	May 7, 1886.
Frederick F. Culver.....	".....	May 17, 1883.....	May 16, 1886.
A. Viele.....	".....	June 12, 1883.....	June 12, 1886.
Thomas B. Clifford.....	Saratoga Springs.....	July 3, 1883.....	July 2, 1886.
S. B. Goodale.....	New York.....	July 28, 1883.....	July 30, 1886.
William F. Lett.....	".....	August 9, 1883.....	August 8, 1886.
Joseph S. Bosworth, Jr.....	".....	August 28, 1883.....	August 27, 1886.
Rufus K. McHarg.....	".....	October 27, 1883.....	October 28, 1886.
<i>North Carolina.</i>			
J. I. Macks.....	Wilmington.....	March 29, 1883.....	March 28, 1886.
<i>Oregon.</i>			
Eugene D. White.....	Portland.....	December 7, 1880.....	December 6, 1883.
R. D. Pitt.....	".....	April 18, 1882.....	April 17, 1885.
<i>Pennsylvania.</i>			
Henry E. Garsed.....	Philadelphia.....	January 20, 1881.....	February 18, 1884.
Edward F. Hoffman.....	".....	June 5, 1881.....	June 6, 1884.
George Richardson.....	".....	June 24, 1881.....	June 23, 1884.
Thomas J. Hunt.....	".....	June 24, 1881.....	June 26, 1884.
Edward Shippen.....	".....	December 5, 1881.....	December 15, 1884.
Joseph Frankish, Jr.....	".....	March 4, 1882.....	March 21, 1885.
Kinley J. Tener.....	".....	April 20, 1882.....	April 25, 1886.

COMMISSIONERS OF DEEDS FOR THE STATE OF OHIO, ETC.—Continued.

Name.	Residence.	Date of commission.	Expiration of commission.
<i>Pennsylvania—Concluded.</i>			
R. S. Child, jr.....	Philadelphia.....	May 18, 1882.....	May 17, 1885.
Samuel L. Taylor.....	".....	June 24, 1882.....	July 7, 1885.
J. P. Jefferson.....	Warren.....	June 17, 1882.....	June 16, 1885.
Henry P. Roche.....	Philadelphia.....	July 18, 1882.....	July 17, 1885.
Alexander Rainsey.....	".....	July 25, 1882.....	August 3, 1885.
John Sparhawk.....	".....	July 25, 1882.....	August 15, 1885.
Theodore D. Rand.....	".....	October 3, 1882.....	October 26, 1885.
Charles Chauncey.....	".....	November 21, 1882.....	November 20, 1885.
John H. Wheeler.....	".....	January 2, 1883.....	January 6, 1886.
Erastus Poulson.....	".....	January 27, 1883.....	February 1, 1886.
Perry M. Washabaugh.....	Chester.....	April 14, 1883.....	April 13, 1886.
Wm. F. Robb.....	Pittsburgh.....	May 24, 1883.....	June 14, 1886.
James Crowe.....	Philadelphia.....	June 12, 1883.....	June 11, 1886.
D. E. Davis.....	Pittsburgh.....	October 30, 1883.....	October 29, 1886.
<i>Rhode Island.</i>			
Gilman E. Jopp.....	Providence.....	May 5, 1883.....	May 4, 1886.
<i>South Carolina.</i>			
Augustus E. Cohen.....	Charleston.....	July 8, 1881.....	July 7, 1884.
<i>Texas.</i>			
William R. Johnson.....	Galveston.....	August 4, 1883.....	August 3, 1886.
<i>Wisconsin.</i>			
Francis Bloodgood.....	Milwaukee.....	July 21, 1881.....	July 20, 1884.

COMMISSIONER OF DEEDS FOR OHIO, ETC.—Continued.

Name.	Residence.	Date of commission.	Expiration of commission.
<i>District of Columbia.</i>			
A. S. Taylor	Washington	February 8, 1881	February 8, 1884.
Samuel C. Mills	"	March 25, 1881	March 24, 1884.
Thomas W. Loran	"	December 15, 1881	December 14, 1884.
Nicholas Callan	"	December 14, 1882	December 18, 1885.
John E. Beal	"	June 26, 1883	June 25, 1886.
<i>Territory of New Mexico.</i>			
Walter V. Hoyt	Santa Fe	July 15, 1882	July 14, 1885.
<i>Foreign States—Canada.</i>			
Beverly Jones	Toronto, Ontario	August 13, 1880	August 12, 1883.
<i>England.</i>			
Augustus F. Warr	Liverpool	June 28, 1881	June 27, 1884.
H. Brandon	London	August 24, 1881	August 23, 1884.
David McStevens	Guildford, Surrey county	November 23, 1881	November 22, 1884.
Edward H. Adcock	London	January 10, 1882	January 9, 1885.
W. Grain	"	May 25, 1882	June 25, 1885.
Alfred Heales	"	August 1, 1882	August 29, 1885.
<i>France.</i>			
H. W. Spencer, Jr.	Paris	September 21, 1881	September 20, 1884.
Edmund A. Dodge	"	February 24, 1882	February 23, 1885.
<i>Scotland.</i>			
William B. Patterson	Glasgow	June 8, 1882	June 7, 1885.

COMMISSIONER OF DEEDS FOR OTHER STATES, RESIDING IN THE STATE OF OHIO.
 (States and Territories not mentioned herein, have no Commissioner of Deeds, residents of Ohio.)

Name.	Residence.	Date of commission.	Expiration of commission.
<i>Alabama.</i>			
Paul Schuster	Cincinnati.....	August 14, 1872	During pleasure of Governor of State.
J. M. Southard	Columbus	September 28, 1872	"
George D. Riegel.....	Adelphi	August 1, 1877	"
<i>Arkansas.</i>			
Howard Douglass	Cincinnati.....	January 7, 1873.....	"
Samuel S. Carpenter	"	February 3, 1874	"
P. P. Cassey.....	"	January 7, 1882	"
<i>California.</i>			
Samuel S. Carpenter.....	Cincinnati.....	July 12, 1882.....	July 12, 1886.
<i>Colorado.</i>			
Howard Douglass	Cincinnati	August 10, 1880.	August 10, 1884.
Samuel S. Carpenter	"	March 24, 1882.....	March 24, 1886.
<i>Connecticut.</i>			
Allan T. Brinsmade.....	Cleveland	November 11, 1878.....	November 11, 1883.
Emory P. Andrews	Xenia	January 17, 1879	January 17, 1884.
James Wade	Cleveland	May 1, 1880.....	May 1, 1885.
Samuel S. Carpenter	Cincinnati.....	March 19, 1883	March 19, 1886.

COMMISSIONERS OF DEEDS FOR OTHER STATES, ETC.—Continued.

Name.	Residence.	Date of commission.	Expiration of commission.
<i>Georgia.</i>			
Howard Douglass	Cincinnati.....	December 6, 1880.....	January 1, 1885.
Samuel S. Carpenter.....	"	December 23, 1880.....	January 1, 1885.
Victor Abraham	"	April 9, 1881	January 1, 1885.
<i>Illinois.</i>			
Howard Douglass.....	Cincinnati.....	January 1, 1880	January 1, 1884.
Samuel S. Carpenter	"	March 14, 1881	March 14, 1885.
John G. Douglass.....	"	April 22, 1881.....	April 22, 1885.
<i>Indiana.</i>			
Samuel S. Carpenter	Cincinnati.....	January 30, 1880	January 30, 1884.
William M. Tugman	"	February 25, 1880.....	February 25, 1884.
Howard Douglass	"	October 10, 1883.....	October 10, 1887.
<i>Iowa.</i>			
Howard Douglass.....	Cincinnati.....	December 10, 1879.....	January 3, 1883.
Samuel S. Carpenter	"	July 14, 1882.....	July 13, 1885.
<i>Kansas.</i>			
Samuel S. Carpenter	Cincinnati.....	July 27, 1880.....	July 27, 1884.
John M. Kerr.....	Columbus	February 9, 1883.....	February 9, 1887.
<i>Kentucky.</i>			
Victor Abraham.....	Cincinnati.....	March 11, 1881.....	March 11, 1883.
J. P. Shaw.....	Ironton.....	January 18, 1882	January 18, 1884.
John G. Douglass.....	Cincinnati.....	March 28, 1883.....	March 28, 1885.

COMMISSIONERS OF DEEDS FOR OTHER STATES, ETC.—Continued.

Name.	Residence.	Date of commission.	Expiration of commission.
<i>Kentucky—Continued.</i>			
Samuel S. Carpenter	Cincinnati.....	August 4, 1883.....	August 4, 1885.
Howard Douglass.....	"	September 9, 1883.....	September 9, 1885.
<i>Louisiana.</i>			
Victor Abraham.....	Cincinnati.....	August 13, 1879.....	August 13, 1883.
Samuel S. Carpenter	Cincinnati.....	March 15, 1883.....	March 14, 1887.
<i>Maine.</i>			
Stephen Gould	Cincinnati.....	January 7, 1868	During pleasure of governor of State.
H. D. Peck.....	"	October 20, 1868.....	"
James Wade, Jr.....	Cleveland	September 16, 1869.....	"
Patrick H. Gunkle.....	Dayton.....	December 3, 1879.....	"
<i>Maryland.</i>			
Samuel S. Carpenter.....	Cincinnati.....	April 5, 1882	May 1, 1884.
<i>Massachusetts.</i>			
George W. Worthington	Cincinnati.....	December 24, 1880.....	December 24, 1883.
Samuel S. Carpenter	"	November 30, 1881	November 30, 1884.
<i>Michigan.</i>			
Allen T. Brinemade.....	Cleveland	November 9, 1878	November 9, 1883.
Calvin E. Allyn	"	August 11, 1879.....	August 11, 1884.
Charles D. Haywood.....	"	December 16, 1879.....	December 16, 1884.
Walter S. Bradford.....	Massfield	January 19, 1880	January 18, 1885.

STATES OF DEEDS FOR OTHER STATES, ETC.—Continued.

	Date of commission.	Expiration of commission.
Samuel S. Carpenter	November 6, 1880.	January 1, 1885.
Howard Douglass	November 25, 1880.	January 1, 1885.
Lana W. Monroe	February 1, 1881.	January 1, 1885.
Josiah F. Price		
John G. Douglass		
David Heinsheimer, Jr.		
James Wade, Jr.		January 1, 1884.
Arthur J. Underhill		March 14, 1885.
T. S. Knight		April 22, 1885.
Thomas H. Tracy		
Frederick L. Geddes		
Alexander B. Cox		
Charles Pack		
<i>Minnesota.</i>		
Samuel S. Carpenter	March 14, 1880.	January 30, 1884.
<i>Mississippi.</i>		
Howard Douglass	March 25, 1881.	March 25, 1884.
David Heinsheimer, Jr.	November 12, 1881.	November 12, 1884.
Samuel S. Carpenter	March 18, 1882.	March 18, 1884.
<i>Missouri.</i>		
Samuel S. Carpenter	May 19, 1865.	During pleasure of governor of State
Alex. H. McGuffey	June 30, 1865.	"
John G. Douglass	September 18, 1865.	"
John A. Lynch	October 9, 1865.	"

COMMISSIONERS OF DEEDS.

COMMISSIONERS OF DEEDS FOR OTHER STATES, ETC.—Continued.


Name.	Residence.	Date of commission.	I. A. CONT.
<i>Missouri—Continued.</i>			
James Bindley, Jr.....	Cincinnati.....	December 9, 1865.....	During pleasure of, governor of State.
William H. Gorrill.....	Toledo.....	April 23, 1866.....	"
Reuben Tyler.....	Cincinnati.....	September 3, 1866.....	"
Howard Douglass.....	".....	February 11, 1867.....	"
Charles M. Vorce.....	Cleveland.....	May 27, 1867.....	"
Allen T. Brinsmade.....	".....	June 3, 1867.....	"
Victor Abraham.....	Cincinnati.....	June 26, 1867.....	"
Talbot Jones.....	".....	October 3, 1867.....	"
John H. Orf.....	Columbus.....	November 23, 1867.....	"
James D. Henry.....	Cincinnati.....	July 18, 1868.....	"
Samuel E. Crawford.....	".....	October 16, 1868.....	"
James Wade, Jr.....	Cleveland.....	July 29, 1869.....	"
James Finley Brown.....	Columbus.....	May 22, 1872.....	"
Clullen W. Coates.....	Cleveland.....	June 1, 1872.....	"
Charles E. Ross.....	Columbus.....	July 30, 1873.....	"
<i>Nebraska.</i>			
Samuel S. Carpenter.....	Cincinnati.....	May 21, 1863.....	May 21, 1887.
Howard Douglass.....	".....	March 25, 1881.....	March 25, 1885.
<i>Nevada.</i>			
S. S. Carpenter.....	Cincinnati.....	March 17, 1882.....	March 17, 1886.
<i>New Hampshire.</i>			
Samuel S. Carpenter.....	Cincinnati.....	April 17, 1878.....	April 26, 1883.

COMMISSIONERS OF DRAMS FOR OTHER STATES, *see—Continued.*

Name.	Residence.	Date of commission.	Expiration of commission.
<i>New Jersey.</i>			
John G. Douglass.....	Cincinnati.....	January 17, 1882.....	January 17, 1885.
Samuel S. Carpenter.....	".....	February 5, 1883.....	February 5, 1886.
Howard Douglass.....	".....	February 5, 1883.....	February 5, 1886.
<i>New York.</i>			
Wm. M. Tugman.....	Cincinnati.....	February 19, 1880.....	February 18, 1884.
Samuel S. Carpenter.....	".....	May 15, 1880.....	May 14, 1884.
Chas. G. Comegys.....	".....	December 18, 1880.....	December 12, 1884.
Fred. L. Geddes.....	Toledo.....	March 1, 1881.....	February 28, 1885.
Allan T. Brinsmade.....	Cleveland.....	April 15, 1882.....	April 15, 1886.
Howard Douglass.....	Cincinnati.....	June 19, 1882.....	June 18, 1886.
James Wade.....	Cleveland.....	April 9, 1883.....	April 9, 1887.
John G. Douglass.....	Cincinnati.....	August 20, 1883.....	August 20, 1887.
<i>Oregon.</i>			
S. S. Carpenter.....	Cincinnati.....	April 8, 1881.....	April 8, 1885.
<i>Pennsylvania.</i>			
Frank E. Dellenbaugh.....	Cleveland.....	March 17, 1879.....	March 17, 1884.
Nicholas Bartlett.....	".....	March 23, 1879.....	March 23, 1884.
Samuel S. Carpenter.....	Cincinnati.....	January 20, 1881.....	January 20, 1886.
George W. Snyder.....	Orangeville.....	April 7, 1881.....	April 7, 1886.
Howard Douglass.....	Cincinnati.....	June 9, 1881.....	June 9, 1886.
James Wade.....	Cleveland.....	June 9, 1881.....	June 9, 1886.
<i>Rhode Island.</i>			
Samuel S. Carpenter.....	Cincinnati.....	February 6, 1882.....	February 6, 1887.

COMMISSIONERS OF DEEDS FOR OTHER STATES, ETC.—Continued.

Name.	Residence.	Date of commission.	Expiration of commission.
<i>South Carolina.</i>			
J. M. Haag.....	Napoleon.....	April 5, 1879.....	During pleasure of governor of State.
S. E. Crawford.....	Cincinnati.....	October 26, 1868.....	" "
James Wade, Jr.....	Cleveland.....	July 31, 1869.....	
<i>Tennessee.</i>			
Howard Douglass.....	Cincinnati.....	November 19, 1883.....	November 19, 1886.
Samuel S. Carpenter.....	".....	December 1, 1883.....	December 1, 1886.
<i>Texas.</i>			
Samuel S. Carpenter.....	Cincinnati.....	January 22, 1881.....	January 22, 1883.
Howard Douglass.....	".....	July 21, 1882.....	July 21, 1884.
<i>Vermont.</i>			
Samuel S. Carpenter.....	Cincinnati.....	March 24, 1882.....	March 24, 1887.
<i>West Virginia.</i>			
Samuel S. Carpenter.....	Cincinnati.....	March 13, 1882.....	March 13, 1886.
<i>Wisconsin.</i>			
Samuel S. Carpenter.....	Cincinnati.....	June 26, 1882.....	June 27, 1886.
Howard Douglass.....	".....	January 29, 1883.....	January 28, 1887.
<i>Territory of Utah.</i>			
Samuel S. Carpenter.....	Cincinnati.....	August 26, 1882.....	August 26, 1886.



INCORPORATED COMPANIES

AND

CHANGES IN INCORPORATED COMPANIES,

FOR THE YEAR ENDING NOVEMBER 15, 1883.

INCORPORATIONS.

CLASSIFIED STATEMENT OF INCORPORATIONS FOR THE YEAR ENDING
NOVEMBER 15, 1883.

Number.	Kinds of corporations chartered.	Increase of capital stock.	Decrease of capital stock.	Capital stock authorized.
11	Banks, savings and loan companies incorporated.....			\$2,130,000
1	Bank, savings and loan company, increase capital stock.....	\$300,000		
97	Building and loan associations incorporated			\$66,105,000
10	Building and loan associations, increase capital stock	9,825,000		
10	Cemetery associations incorporated			3,000
44	Churches incorporated			
1	Church consolidated			
20	Colleges and literary societies incorpor'd			128,500
1	College and literary society, decrease capital stock		\$46,450	
5	Construction companies incorporated			2,795,000
8	Co-operative associations incorporated			47,500
16	Electric light companies incorporated			988,500
1	Electric light company, change of name			
3	Fire and life insurance companies incorporated.....			200,000
1	Fire and life insurance company, change of name			
8	Gas companies incorporated			750,000
5	Gas companies, increase capital stock	1,820,000		
253	Manufacturing companies incorporated.....			20,730,500
38	Manufacturing companies, increase capital stock.....	7,176,500		
6	Manufacturing companies, decrease capital stock		475,000	
6	Manufacturing companies, change of name			
35	Mining company incorporated			19,284,000
1	Mining company consolidated			
1	Mining company, change of name			
17	Mutual aid companies incorporated.....			
26	Printing and publishing companies incorporated.....			2,427,000
1	Printing and publishing company, decrease capital stock		10,000	
1	Printing and publishing company, change of name.....			
37	Railroad companies incorporated			36,120,000
8	Railroad companies, increase capital stock	102,062,050		
4	Railroad companies consolidated.....			46,000,000
4	Railroad companies, change of name.....			
4	Railroad companies, extending line and change of termini.....			
149	Societies and benevolent associations incorporated.....			

CLASSIFIED STATEMENT OF INCORPORATIONS, ETC.—Concluded.

Number.	Kinds of corporations chartered.	Increase of capital stock.	Decrease of capital stock.	Capital stock authorized.
4	Street railroads incorporated.....			270,000
4	Street railroads, increase capital stock....	1,150,000		
6	Telegraph and telephone companies incorporated.....			740,000
2	Telegraph and telephone companies, increase capital stock	1,550,000		
127	Various purposes (not included above) incorporated			10,910,549
7	Various purposes (not included above) increase capital stock.....	755,500		
2	Various purposes (not included above) decrease of capital stock.....		224,000	
3	Various purposes (not included above) change of name.....			
303	Certificates of filing subscription to capital stock.....			
20	Miscellaneous papers filed.....			
23	Railroad equipment contracts.....			
1334	Totals.....	\$124,639,050	\$755,450	\$209,629,549

COMPARATIVE SUMMARY OF INCORPORATIONS SINCE THE ADOPTION OF THE CONSTITUTION OF 1851.

Year.	Total number of incorporations.	Increase of capital stock.	Reduction of capital stock.	Capital stock authorized.
1851 to 1873, inclusive	4,069		\$7,002,100	\$882,121,713
1874	361		190,000	55,646,066
1875	396		620,000	140,199,426
1876	374			64,015,300
1877	341	\$9,068,375	1,427,000	46,102,940
1878	289	1,900,200	349,700	45,674,266
1879	338	8,229,000	896,200	90,920,805
1880	544	24,378,890	765,000	104,462,700
1881	840	46,019,125	1,205,000	310,029,950
1882	909	72,421,150	970,000	252,436,350
1883	876	124,639,050	755,450	209,629,549

BANKS, SAVINGS AND LOAN ASSOCIATIONS INCORPORATED, WITH LOCATION, DATE OF FILING ARTICLES OF INCORPORATION, AND AMOUNT OF CAPITAL STOCK, FROM NOVEMBER 15, 1882, TO NOVEMBER 15, 1883.

Name of company.	Purpose of organization.	Location.	Date of filing articles of incorporation.	Amount of capital stock.
The Ashley Banking Company.....	Saving and loaning money	Ashley	1882, Nov. 15	\$50,000
The Greenwiche Banking Company	"	Greenwiche	Dec. 30	50,000
The Fidelity Safe Deposit and Trust Company	Safe deposit and trust	Cincinnati	1883, Jan. 26	500,000
The Saving and Trust Company	Receive on deposit or in trust money, etc	Cleveland	Feb. 19	750,000
The Home Security Company	Loaning money on deposits	"	27	50,000
The Cleveland Safe Deposit Company	Receive on deposit money, stocks, etc	"	March 12	500,000
The Scioto Valley Bank	General banking business	Kingston	June 13	80,000
The Berlin Heights Banking Company	"	Berlin Heights	22	50,000
The Newton Loan and Savings Company	To invest weekly savings in a safe and profitable manner	Newton	Aug. 24	50,000
The Peoples' Banking Company	To transact a saving and loan business	Clyde	Oct. 17	50,000
The Manchester Farmers' Banking Company	To transact a general banking business	Manchester	23	50,000

BUILDING AND LOAN ASSOCIATIONS INCORPORATED, WITH LOCATION, DATE OF FILING ARTICLES OF INCORPORATION, AMOUNT OF CAPITAL STOCK, FROM NOVEMBER 15, 1882, TO NOVEMBER 15, 1883.

Name of Association.	Location.	Date of filing articles of Incorporation.	Amount of capital stock.
The Hungarian No. 3 Building and Saving Company.....	Cincinnati.....	November 17	\$1,000,000
The Duckworth Building Association and Loan Company.....	".....	18	1,000,000
The Broadway Building and Loan Company.....	".....	18	500,000
The Bank Street Building Association Company.....	".....	22	750,000
The Guttenberg Loan and Building Company.....	".....	27	500,000
The Ripley Building and Loan Company.....	Ripley.....	28	100,000
The Spring Grove Avenue Loan and Deposit Company.....	Cincinnati.....	December 1	1,000,000
The Main Street Building and Loan Company.....	".....	1	1,000,000
The Matta Building and Loan Company.....	Matta.....	7	100,000
The Findlay Loan and Building Company, No 3.....	Cincinnati.....	8	500,000
The Enterprise Homestead Company.....	Cleveland.....	13	300,000
The Helvetia Loan and Building Company.....	Cincinnati.....	20	500,000
The Mutual Benefit Building and Loan Association Company.....	Portsmouth.....	21	60,000
The Harmonia Building and Loan Company.....	Cincinnati.....	28	1,000,000
The Gallia Building and Loan Company.....	Gallipolis.....	1883, January 6	200,000
The Industry Loan and Building Company.....	Urbana.....	15	500,000
The Fidelity Building and Saving Company.....	Cincinnati.....	16	1,000,000
The New Veteran Building Association Company.....	".....	20	500,000
The Northeastern Building Company.....	".....	26	1,700,000
The Industry Building Association.....	".....	29	200,000
The Reed Building Association and Loan Company.....	Martin's Ferry.....	29	1,000,000
The Franklin Building Association and Loan Company.....	Cincinnati.....	8	500,000
The Buckeye Building and Loan Company.....	Ironton.....	22	150,000
The Springer Building and Loan Company.....	Bellaire.....	23	300,000
The Dayton Building Company.....	Cincinnati.....	23	2,000,000
The Superior Building and Loan Association Company.....	Dayton.....	26	1,000,000
The Franklin Building and Loan Association Company.....	Cincinnati.....	26	500,000
The Blanchester Building and Loan Company.....	Blanchester.....	27	100,000
The Sandusky Building and Loan Association Company.....	Sandusky.....	27	5,000
The Commercial Building Association and Loan Company.....	Cincinnati.....	22	1,000,000
The Home Building and Loan Association.....	Cincinnati.....	22	200,000
The Hill Top Building and Loan Association.....	Mt. Vernon.....	24	600,000
The Citizens Gift Building, Savings and Loan Company.....	Cincinnati.....	26	300,000
The Old Reliable Building Association.....	".....	28	500,000
The Columbus Savings Association.....	Columbus.....	April 9	1,000,000

BANKS, SAVINGS AND LOAN ASSOCIATIONS INCORPORATED, WITH LOCATION, DATE OF FILING ARTICLES OF INCORPORATION, AND AMOUNT OF CAPITAL STOCK, FROM NOVEMBER 15, 1882, TO NOVEMBER 15, 1883.

Name of company.	Purpose of organization.	Location.	Date of filing articles of incorporation.	Amount of capital stock.
The Ashley Banking Company.....	Saving and loaning money	Ashley	1882, Nov. 15	\$50,000
The Greenwich Banking Company	" "	Greenwich	Dec. 30	50,000
The Fidelity Safe Deposit and Trust Company	Safe deposit and trust	Cincinnati	Jan. 26	500,000
The Saving and Trust Company	Receive on deposit or in trust money, etc.	Cleveland	Feb. 16	750,000
The Home Security Company	Lending money on deposits	"	Feb. 27	50,000
The Cleveland Safe Deposit Company	Receive on deposit money, stocks, etc.	"	March 12	500,000
The Scioto Valley Bank	General banking business	Kingston	June 13	30,000
The Berlin Heights Banking Company	" "	Berlin Heights	June 22	50,000
The Newton Loan and Savings Company	To invest weekly savings in a safe and profitable manner	Newton	Aug. 24	50,000
The Peoples' Banking Company	To transact a saving and loan business.	Clyde	Oct. 17	50,000
The Manchester Farmers' Banking Company	To transact a general banking business.	Manchester	Oct. 23	50,000

INCORPORATIONS.

155

BUILDING AND LOAN ASSOCIATIONS INCORPORATED, WITH LOCATION, DATE OF FILING ARTICLES OF INCORPORATION, AMOUNT OF CAPITAL STOCK, FROM NOVEMBER 15, 1882, TO NOVEMBER 15, 1883.

Name of Association.	Location.	Date of filing articles of incorporation.	Amount of capital stock.
The Hungarian No. 3 Building and Saving Company.....	Cincinnati.....	1882, November 17	\$1,000,000
The Duckworth Building Association and Loan Company.....	"	18	1,000,000
The Broadway Building and Loan Company.....	"	18	500,000
The Bank Street Building Association Company.....	"	22	750,000
The Gottenberg Loan and Building Company.....	"	27	500,000
The Ripley Building and Loan Company.....	Cincinnati.....	28	100,000
The Spring Grove Avenue Loan and Deposit Company.....	"	December 1	1,000,000
The Main Street Building and Loan Company.....	"	1	1,000,000
The Matia.....	"	7	100,000
The Findlay Loan and Loan Company, No 3.....	Cincinnati.....	8	500,000
The Enterprise Homeslead Company.....	Cleveland.....	13	300,000
The Helvetia Loan and Building Company.....	Cincinnati.....	20	500,000
The Mutual Benefit Building and Loan Association Company.....	Portsmouth.....	21	600,000
The Harmonia Building and Loan Company.....	Cincinnati.....	28	1,000,000
The Gallia Building and Loan Company.....	Gallipolis.....	1883, January 6	300,000
The Industry Loan and Building Company.....	Urbana.....	15	500,000
The Fidelity Building and Saving Company.....	Cincinnati.....	16	1,000,000
The New Veteran Building Association Company.....	"	20	500,000
The Northeastern Building Company.....	"	26	1,700,000
The Industry Building Association.....	"	29	200,000
The Reed Building Association and Loan Company.....	Marlin's Ferry.....	29	200,000
The Franklin Building Association Company.....	Cincinnati.....	8	1,000,000
The Berkeley Building and Loan Company.....	Ironton.....	22	500,000
The Sprague Building and Loan Company.....	Bel Aire.....	22	150,000
The Dayton Building Company.....	Cincinnati.....	23	800,000
The Franklin Building and Loan Company.....	Dayton.....	23	2,000,000
The Superior Building and Loan Association Company.....	Cincinnati.....	23	1,000,000
The Blanchester Building and Loan Company.....	Blanchester.....	27	100,000
The Sardinia Building and Loan Association Company.....	Sardinia.....	27	100,000
The Commercial Building Association and Loan Company.....	Cincinnati.....	22	5,000
The Home Building and Loan Association.....	MC. Vernon.....	22	1,000,000
The March Building and Loan Association.....	Cincinnati.....	22	200,000
The Hill Top Building, Savings and Loan Company.....	"	24	600,000
The Citizens Gift Building and Loan Association Company.....	"	26	300,000
The Old Reliable Building Association.....	"	28	500,000
The Columbus Savings Association.....	Columbus.....	5	1,000,000
		9	1,000,000

BUILDING AND LOAN ASSOCIATIONS INCORPORATED, ETC.—Continued.

Name of Association.	Location.	Date of filing articles of incorporation, 1883.	Amount of capital stock.
The Miami Building and Loan Company.....	DeGraff.....	April 12	\$100,000
The Jefferson Building and Loan Company.....	Cincinnati.....	April 12	2,000,000
The Home Building and Loan Company.....	St. Vernon.....	April 17	200,000
The Oracle Building and Savings Association Company.....	Delphos.....	April 24	100,000
The Bridgeport Building Association Company.....	Bridgeport.....	April 25	150,000
The Elmwood Loan and Building Company.....	Cincinnati.....	May 4	1,000,000
The Supreme Loan and Building Company.....	".....	May 5	1,000,000
The Home Loan Company.....	Urbana.....	May 8	500,000
The Cottage Building and Loan Company.....	Madisonville.....	May 15	1,000,000
The Greenville Building Company.....	Greenville.....	May 17	600,000
The Cincinnati Loan and Building Company.....	Cincinnati.....	June 30	1,000,000
The Western Hills Building, Savings and Loan Company.....	".....	June 2	500,000
The Germania No. 5 Loan and Building Company.....	".....	June 5	1,000,000
The Union Central Loan and Building Company.....	".....	June 8	1,000,000
The Pleasant Ridge Building and Loan Company.....	Pleasant Ridge.....	June 9	100,000
The Home Building Association Company.....	Bridgeport.....	June 16	500,000
The East Street No. 2 Loan and Building Company.....	Cincinnati.....	June 25	500,000
Helpmate Building and Loan Company.....	".....	June 26	500,000
The Old Ninth Ward Homestead Company.....	".....	June 28	1,000,000
The Twelfth Ward Building and Loan Company.....	".....	June 29	500,000
The State Avenue Building and Loan Company.....	".....	June 30	1,000,000
The German-American Building and Loan Company.....	".....	July 30	1,000,000
The Delta Loan Association Company.....	".....	July 30	1,000,000
The West Cincinnati Turner Building Company.....	".....	July 2	1,000,000
The Equally Building Association Company.....	".....	July 3	500,000
The Twenty-second Ward Building and Loan Company.....	".....	July 12	1,000,000
The Elmont Building and Savings Company.....	".....	July 18	500,000
The Free Wan Avenue No. 2 Loan and Building Company.....	".....	July 25	500,000
The East Wan and Hills Building and Loan Company.....	".....	July 30	1,000,000
The Phoenix No. 2 Loan and Building Company.....	".....	August 4	1,000,000
The New Carlisle Building and Loan Association.....	New Carlisle.....	August 8	100,000
The Iron Building and Loan Association.....	Bridgeport.....	August 9	200,000
The Deutscher Landwehr Building and Loan Company.....	Cincinnati.....	August 9	1,000,000
The Court Street Market Building and Saving Company.....	".....	August 9	1,000,000
The Lincoln Park Building and Loan Company.....	".....	August 20	500,000
The Liberty Loan and Building Company.....	".....	August 21	100,000
The Exposition Building and Loan Company.....	".....	August 28	1,000,000
The Daniel Hall Building Company.....	East Toledo.....	August 28	1,000,000
The Minister Loan and Saving Company.....	Minster.....	September 5	100,000
			1,000,000

The Hanover Building Association Company.....	Cincinnati.....	19	500,000
The McMillen No. 1 Loan and Building Company.....	".....	12	1,000,000
The Green Street No. 2 Loan and Building Company.....	".....	15	200,000
The National Building and Home Company.....	".....	18	500,000
The Westwood Homestead Company.....	Westwood.....	18	300,000
The St. Clair Loan and Building Company.....	Cincinnati.....	18	1,000,000
The Favorite Loan and Building Company.....	".....	29	1,000,000
The Eastern Avenue Loan and Building Company.....	".....	4	1,000,000
The Court House Loan and Building Company.....	".....	6	2,000,000
The Lozantville Building and Saving Company.....	".....	6	1,000,000
The Ohio Building and Loan Company.....	".....	10	400,000
The Lytle Building and Loan Company.....	".....	11	500,000
The Mechanics' Building and Loan Association.....	Barneville.....	12	40,000
The Montgomery Building Company.....	Dayton.....	20	90,000
The Central Avenue Loan and Building Company.....	Cincinnati.....	22	600,000
Concordia Building and Saving Association.....	New Bremen.....	22	250,000
The Cincinnati Building and Deposit Company.....	Cincinnati.....	24	1,000,000
The Finance Loan and Savings Company.....	Home City.....	25	500,000
The Mechanics' Building Company.....	Zanesville.....	27	150,000
The Welcome Loan and Building Company.....	Cincinnati.....	31	500,000
The Alpha Building and Loan Company.....	".....	31	500,000
The Garfield No. 2 Loan and Building Company.....	".....	November 13	1,000,000

CEMETERY ASSOCIATIONS, ETC., INCORPORATED, WITH LOCATION, DATE OF FILING ARTICLES OF INCORPORATION, AND AMOUNT OF CAPITAL STOCK, FROM NOVEMBER 15, 1882, TO NOVEMBER 15, 1883.

Name of association.	Location.	Date of filing articles of incorporation.	Amount of capital stock.
Shiloh Springs Cemetery Association.....	Harrison township, Montgomery county.....	1882 December 12
The Taylor Creek Cemetery Association.....	Taylor Creek township, Hardin county.....	1882 December 30
Lower Miami Cemetery Association.....	Jefferson township, Montgomery county.....	1883 March 28
The Springdale Cemetery Association.....	Reiley, Butler county.....	1883 May 10
The Oak Hill Cemetery Mortgage Company.....	Londo, Madison county.....	1883 May 28	\$2,500 00
The Pioneer Cemetery Association.....	Lake township, Ashland county.....	1883 July 23
The Friends Cemetery Association.....	Middletown township, Knox county.....	1883 September 28
The Allentown Cemetery Association.....	Allentown, Allen county.....	1883 November 6
The Mt. Pleasant Cemetery Association.....	Madison township, Butler county.....	1883 November 7
The Township Line Cemetery Association.....	Madison township, Columbiana county.....	1883 November 14	\$50 00

CHURCHES INCORPORATED, WITH LOCATION AND DATE OF FILING ARTICLES OF INCORPORATION FROM NOVEMBER 15, 1869, TO NOVEMBER 15, 1888.

Name.	Location.	Rem. rks.	Date of filing articles of incorporation.
Congregation Ohavei Emuna of Russian Israelites of Cleveland, Ohio	Cleveland	Worship according to faith, belief, and practices of Israelites	1882. Nov.
Fairfield Quarterly Meeting of the Religious Society of Friends	Martinsville	Worship of God according to the old Testament	26
Hungarian Congregation Rue Jesurun of Cleveland, Ohio	Cleveland	Advancement of Christianity under the rules of the Evangelical Church	26
The English Evangelical Lutheran Church	Bluffton	To secure religious instruction in the Swedish language	11
Swedish Evangelical Lutheran Church of Ashtabula	Ashtabula	To establish and maintain a society for the promotion of Christian religion	12
Grace Congregational Church	Cleveland	Conducting religious services	23
The Second Congregational Church of Youngstown, Ohio	Youngstown	Teaching the faith according to the Heidelberg catechism	11
The German Evangelical Reform Congregation	Lima	Preaching according to the Presbyterian faith	26
New Plymouth Presbyterian Church	New Plymouth	Erecting a Union church building	30
The Union Church Association of Millcreek Township	Millcreek	Worship of God and preaching the Gospel	1
The First Christian Church	Howling Green	Provide its members with the preaching of the word of God	1
Grace Reform Church of Tiffin	Tiffin	Confession of faith of the Presbyterian Church	12
The Ada Presbyterian Church	Ada	Religious worship in accordance with the Baptist belief	20
Second German Baptist Church	Dayton	Religious services in the Swedish language	23
The Swedish Evangelical Lutheran Capernaum Church	Ashtabula	Worship according to the Church of the United Brethren	8
Bethesda Class of the United Brethren in Christ	Williams County	Worship according to the Hebrew doctrine	15
The Children of Israel	Youngstown	Holding and conducting meetings, public or otherwise	21
The Ohio Synod of The Cumberland Presbyterian Church	Cumberland	Preaching the Gospel of our Lord	28
The Osceola Church of the United Brethren in Christ	Osceola	Religious worship	2
The Church of Christ	Elyria	Worship of God according to the religion of Spiritualism	23
The Salem Congregation of the Evangelical Lutheran Church of Sandusky Township, Sandusky County, Ohio	Sandusky Township	To do acts common to the Predestinarian Baptist Church	24
The Union Spiritualists of Cincinnati	Cincinnati	To purchase grounds to build a church	24
The Predestinarian Baptist Church, called Clinton	North Columbus		8
The Methodist Episcopal Church of Shelby, Ohio	Shelby		9

The Wyoming Baptist Church	Wyoming	Carrying on and maintaining religious worship	14
The American Methodist	Springfield	To advance the principles of religion and morality	18
The First Methodist Episcopal Church of Youngstown	Youngstown	Maintaining a church and place of worship	26
The Idaho Memorial Baptist Church	Cleveland	Erect and conduct a church or meeting house	6
The Central Regular Baptist Church	New Straitsville	Disseminating the principles of the Gospel	6
Church of Christ	Nelsonville	Religious worship	7
The Presbyterian Church of Iberia, Ohio	Iberia	To enable it to better control its property	22
St. John's Evangelical Lutheran Church	Steubenville	Worship of God according to the Evangelical Lutheran faith	8
The Evangelical Lutheran Church of the Holy Trinity	Cleveland	Worship of God according to the Evangelical Lutheran faith	13
The Union Crossing Church and Sunday School Association	"	The preaching and study of God's word	10
The First Welsh Regular Baptist Church	Niles	Holding religious meetings	16
The Welsh Regular Baptist Church	Cleveland	To promote and foster the worship of God	21
The Anglo-Methodist Episcopal Church	Terre Haute	Spread of the Gospel and salvation of souls	24
The First Methodist Episcopal Church	Youngstown	Conducting Sabbath School and other religious and moral exercises	1
Nimrod Avenue Union Sabbath School Association	"	Maintenance of a church and teach Christianity	12
The Second Congregational Church	Ashtabula	Hold church property and religious worship	14
The First Seventh Day Adventist Church	Yellow Springs	Worship of God under the rules of the Presbyterian Church	19
The Main Street Presbyterian Church	Lima	Perpetuate and extend the Christian religion	31
The Brothren Church	Ashland	Advancement and propagation of the Christian Religion	1
The German Baptist Church	Mount Zion	Holding religious meetings	6
The First Welsh Regular Baptist Church	Palmyra		

COLLEGES AND LITERARY SOCIETIES INCORPORATED WITH DATE OF FILING ARTICLES OF INCORPORATION AND LOCATION FROM NOVEMBER 15, 1882, TO NOVEMBER 15, 1883.

Name of College or Society.	Location.	Date of filing articles of incorporation.	Amount of capital stock.
The Eclectic Literary Society of Fostoria Academy	Fostoria	1882 December 22
The Philomathean Literary Society	West Farmington
The Phrontian Literary Society of Richmond College	Richmond
The Middlepoint Normal School Associated Company	Middlepoint	1883 January 27	\$8,000
The College of Music of Cincinnati	Cincinnati	50,000
Periclesian Literary Society of Richmond College	Richmond	February 22
Nelson Business College Company	Cincinnati	50,000
The Philomathean Literary Society of the North-western Ohio Normal School.	Ada
The Coxsack Collegium	Brooklyn
The Beta Chi Chapter of the Delta Kappa Epsilon Fraternity	Cleveland
The New Lyme Institute	New Lyme
Philozethan Literary Society of Baldwin University	Berea
Rio Grande College	Rio Grande
The Citizens' Library Association	Jefferson
The Kawawa Sunday School Assembly and Theological, Scientific and Literary	W. Iberforce
Medical University of Ohio	Cincinnati
The Alex Electro Technical College	Cincinnati	5,500
The Glendale Lyceum	Glendale
The Edmonian Literary Society of New Lyme Institute	New Lyme
The American Health College and Religio Medical Society	Cincinnati

CONSTRUCTION COMPANIES INCORPORATED, WITH PURPOSE, LOCATION, DATE OF FILING ARTICLES OF INCORPORATION AND AMOUNT OF CAPITAL STOCK, FROM NOVEMBER 15, 1882, TO NOVEMBER 15, 1883.

Name of Company.	Purpose of organization.	Location.	Date of filing articles of incorporation.	Amount of capital stock.
The Ohio Valley Construction Company.....	Contract with railroads to build barges and steamboats, to erect buildings, etc.....	Belpre.....	1882, Nov. 21 1883.	\$2,000,000
The Railway Building Company.....	Contract for the building of railroads.....	Cincinnati.....	Feb. 28 1883.	20,000
The Cleveland Railroad Construction and Equipment Co.....	Construct and contract to construct railroads and equipments.....	Cleveland.....	May 28	500,000
The Muskingum Valley Construction Company.....	To build barges, steamboats, and construct buildings.....	Zanesville.....	July 9	25,000
The Muskingum River Construction Company.....	To build barges, steamboats, and construct buildings.....	Marietta.....	July 27	250,000

CO-OPERATIVE ASSOCIATIONS INCORPORATED, WITH PURPOSE, LOCATION, DATE OF FILING ARTICLES OF INCORPORATION AND AMOUNT OF CAPITAL STOCK, FROM NOVEMBER 15, 1882, TO NOVEMBER 15, 1883.

Name of Company.	Purpose of association.	Location.	Date of filing articles of incorporation.	Amount of capital stock.
The Knights of Labor Co-operative Company.....	Selling clothing, general provisions, and dry goods.....	New Straitsville	1882, Dec. 2 1883.	\$3,000
The Lorain Co-operative Store Company.....	General merchant fishing business.....	Lorain.....	Feb. 8 1883.	10,000
The McClure Co-operative Association.....	Grange hall and 1 mercantile house.....	McClure.....	April 17	1,500
The People's Co-operative Supply Company.....	Purchasing and selling groceries, etc.....	Newark.....	May 25	10,000
The People's Co-operative Store Company.....	Carry on the business of general merchandise.....	Chestine.....	May 5	10,000
The Labor Star Co-operative Printing Company.....	To print and I publish a newspaper.....	Cleveland.....	Aug. 9	1,000
The Toledo Co-operative Merchandise Company.....	Dealing in clothing, furnishings, boots, shoes, etc.....	Toledo.....	Aug. 25	10,000
The Knights of Labor Co-operative Company.....	To erect buildings.....	Carboy Hill.....	Sept. 13	2,000

ELECTRIC LIGHT AND POWER COMPANIES INCORPORATED, WITH LOCATION, DATE OF FILING ARTICLES OF INCORPORATION, AND AMOUNT OF CAPITAL STOCK, FROM NOVEMBER 15, 1882, TO NOVEMBER 15, 1883.

Name of Company.	Purpose of organization.	Location.	Date of filing articles of incorporation.	Amount of capital stock.
The Arnux Electric Light Company.....	Furnishing and selling electric light and power.....	Cleveland.....	1883, Feb. 5	\$100,000
The Akron Electric Light and Power Company.....	Supplying electricity and power for lighting.....	Akron.....	April 18	50,000
The Zaneville Electric Company.....	To furnish electricity for all purposes.....	Zaneville.....	May 30	50,000
The Champion Electric Light Company.....	Furnishing electric light for illuminating.....	Springfield.....	May 24	50,000
The Cleveland Electric Company.....	Securing and purchase of patents for electric light.....	Cleveland.....	June 18	100,000
The Ohio Power and Light Company.....	Purchase and sale of patents on electric inventions.....	Dayton.....	July 22	50,000
The Columbus Electric Light and Supply Company.....	Operating, selling, and supplying electric lights.....	Columbus.....	July 10	100,000
The Excelsior Electric Company.....	Using and vending patents for electric lights.....	Cincinnati.....	Aug. 4	150,000
The Middletown Edison Illuminating Company.....	To supply light, heat, and power.....	Middletown.....	Aug. 13	40,000
The Tiffin Edison Electric Illuminating Company.....	To supply light, heat, and power to consumers.....	Tiffin.....	Aug. 18	40,000
The Circleville Electric Company Power Company.....	To supply light and power to consumers.....	Circleville.....	Sept. 19	20,000
The Columbus Electric Light and Illuminating Company.....	Lighting by means of electricity.....	Columbus.....	Oct. 1	100,000
The Youngstown Electric Light Company.....	Sole and use of electric light, heat, and power.....	Circleville.....	Oct. 26	25,000
The Youngstown Electric Light Company.....	Creating light, heat, and power by electricity.....	Youngstown.....	Nov. 5	60,000
The Piquette Edison Electric Illuminating Company.....	Sale and use of electric light, heat, and power.....	Piquette.....	Nov. 5	25,000
The Canton Electric Lighting Company.....	Lighting by means of electricity, streets, etc.....	Canton.....	Nov. 14	30,000

FIRE AND LIFE INSURANCE COMPANIES AND ASSOCIATIONS INCORPORATED, WITH LOCATION, DATE OF FILING ARTICLES OF INCORPORATION, AMOUNT OF CAPITAL STOCK, FROM NOVEMBER 15, 1882, TO NOVEMBER 15, 1883.

Name of Company.	Location.	Date of filing articles of incorporation.	Amount of capital stock.
The Standard Fire Insurance Company.....	Cincinnati.....	1883, September 8	\$100,000
The Bay City Life Association.....	Sandusky.....	September 24	
The Fidelity Fire and Marine Insurance Company.....	Cincinnati.....	November 14	100,000

GAS COMPANIES INCORPORATED, WITH LOCATION, DATE OF FILING ARTICLES OF INCORPORATION, AND AMOUNT OF CAPITAL STOCK, FROM NOVEMBER 15, 1882, TO NOVEMBER 15, 1883.

Name of Company.	Location.	Date of filing articles of incorporation.	Amount of capital stock.
The Standard Gaslight and Coke Company.....	Xenia.....	1883. January 31	\$50,000
The Celina Gas Works Company.....	Celina.....	February 7	20,000
The Buckeye Gaslight and Fuel Company.....	Columbus.....	March 12	600,000
The Marysville Gaslight Company.....	Marysville.....	April 20	20,000
The Bellaire Natural Gas Company.....	Bellaire.....	May 21	10,000
The Zanesville Heating Company.....	Zanesville.....	October 2	10,000
The Portsmouth Natural Gas and Heating Company.....	Portsmouth.....	October 10	10,000
The Mt. Vernon Natural Gas Company.....	Mt. Vernon.....	November 8	30,000

COMPANIES ORGANIZED FOR MANUFACTURING PURPOSES, WITH LOCATION, DATE OF FILING ARTICLES OF INCORPORATION, AND AMOUNT OF CAPITAL STOCK, FROM NOVEMBER 15, 1882, TO NOVEMBER 15, 1883.

Name of Company.	Purpose of organization.	Location.	Date of filing articles of incorporation.	Amount of capital stock.
The Mexican Ice and Cold Storage Company.....	Manufacture, build and operate a cold storage room or rooms.....	Cincinnati.....	1882. Nov. 16	\$50,000
The Mill Creek Lime, Stone and Coal Company.....	" lime, quarrying stone, and selling coal.....	Springfield.....	Nov. 17	6,000
The Inventors' Mutual Manufacturing Company.....	" of machinery, etc.....	Hamilton.....	20	200,000
The Eagle Stock Company.....	" and sale of malt and beer.....	"	22	50,000
The Sohn Ridge Implement Company.....	" and sale of ridge culture and agricultural implements.....	"	22	100,000
The Southerland Mail Addresser Company.....	" and sale of machines for addressing newspapers, etc.....	Cincinnati.....	24	100,000

COMPANIES ORGANIZED FOR MANUFACTURING PURPOSES, ETC.—Continued.

Name of Company.	Purpose of organization.	Location.	Date of incorporation.	Amount of capital stock.
The Black and Lawson Company	Manufacture of and dealing in machinery and supplies.	Hamilton	1882, Nov. 24	\$150,000
The Hydraulic Press Company	and cider, etc.	Mt. Gilead	27	20,000
The Crystal Window Glass Company	and window and other glass.	Bellaire	28	40,000
The Ironton Pottery Company	of pottery, tile, etc.	Ironton	22	50,000
The Tanners' Offal Company	Utilizing of offal from tanneries, and manufacturing therefrom.	Cincinnati	Dec. 1	95,000
The P. J. Marqua Manufacturing Company	Manufacturing and selling children's carriages, etc.	"	4	100,000
The Cincinnati Sulky Buggy Company	Manufacture and sell patent spring sulkeys, etc.	"	4	50,000
The Trembath Medical Company	and sale of proprietary medicines, etc.	Cleveland	6	50,000
The Union Lasting Tool Company	and sale of the Union lasting tool.	New Richmond	6	14,000
The Eagle Paper Company	and sale of paper.	Franklin	9	120,000
The Shaw Manufacturing Company	brass goods, steam heating apparatus.	Toledo	13	100,000
The Dayton Shoe Manufacturing Company	and sale of all kinds of shoes.	Portsmouth	16	20,000
The Dayton Bladder Truck Company	and sale of trucks and agricultural implem'ts	Dayton	18	10,000
The Clark Automatic Steam Valve Company	and sale of a valve machine, etc.	Cincinnati	18	60,000
The Slippo Valley Glass Company	and dealing in glassware.	Massillon	19	85,000
The Columbia Bridge Company	and construct bridges, etc.	Dayton	19	100,000
The American Harness Company	and sale of harness and harness trimmings.	Cincinnati	22	100,000
The Canton Glass Company	glass and glassware.	Canton	23	40,000
The Warren Paint Company	and sale of paints.	Warren	23	10,000
The Bradford Belting Company	and sale of leather belting, etc.	Cincinnati	28	100,000
The Russell Manufacturing Company	of fruit products, wooden ware, etc.	Ada	28	80,000
The Paige Car Wheel Company	and sale of car wheels.	Cincinnati	28	500,000
The Cincinnati Stamping Company	and sale of tin, zinc, and sheet iron ware, etc.	Cincinnati	29	75,000
The Hatfield Automatic Car Coupler Company	and sell the Hatfield automatic car coupler.	Cleveland	29	300,000
The Matt Morgan Art Pottery Company	and sale of art pottery.	Cincinnati	1883, Jan. 1	50,000
The Ornamental Iron Works Company	ornamental iron work.	Toledo	6	10,000
The Gletch and Schradler Carriage Company	of carriages and wagons.	Columbus	6	80,000
The Hain and Bellows Furniture Company	and sale of all kinds of furniture.	"	6	250,000
The Wooster Refrigerator Manufacturing Co.	and sale of refrigerators.	Wooster	8	20,000
The Springfield Manufacturing Company	and sale of grave vaults, etc.	Springfield	9	100,000
The Ironton Fire Brick Company	of fire brick and wares made from clay.	Ironton	9	50,000
The Baint Jacob's Bitters Company	and deal in St. Jacob's Bitters and other medicinal liquors.	"	10	20,000
The Happy Tidings Stove Company	and sale of cooking and heating stoves.	Cincinnati	10	15,000
The McArthur Manufacturing Company	of fire clay and other minerals, wood-work for wagons, furniture, etc.	Cleveland	10	15,000
		McArthur	10	20,000

INCORPORATIONS.

Company Name	Business Description	City	Capital
The Queen City Suspender Company	Manufacture and selling webs, suspenders, etc.	Cincinnati	50,000
The Franklin Stove and Foundry Company	Manufacture and sale of iron and brass castings, and gasoline and other stoves.	Franklin	10,000
The Cincinnati Marble Company	and sale of plastic marble.	Cincinnati	50,000
The Columbus Clay Building Material Company	Manufacture and vending articles made of clay	Columbus	100,000
The Gifford Car Coupling and Manufacturing Co.	Manufacture and sale of certain car couplings on railway cars.	Cincinnati	500,000
The Cleveland Hoop Company	of hoops staves; heading, etc., for barrels	Cleveland	50,000
The Crown Flint Glass Company	pressed and blown glassware.	Ravenna	40,000
The American Seed Oil Company	Manufacturing and dealing in seed, animal, and mineral oils.	Cleveland	800,000
The Liquid Soap Company	Manufacture and sale of liquid soap and other soaps and bathing	Columbus	100,000
The King Varnish Company	Manufacturing all grades of varnishes, paints, etc.	Akron	100,000
The Lorain Lumber and Manufacturing Co.	Manufacturing lugs, lumber, and wood.	Lorain	40,000
The Cincinnati Target Ball and Trap Manufacturing Company	Manufacture of target balls, flying pigeons, and traps	Cincinnati	100,000
The Hicks Brown Company	and sale of beer and malt.	Miamisburg	80,000
The Tyler Bate Company	of flour and feed.	Mansfield	100,000
The Case Manufacturing Company	of wire goods, and especially bale ties.	Cleveland	20,000
The National Sewer Pipe Company	Manufacturing articles from wood.	Lima	50,000
The Washington Stamping Company	Manufacture, purchase, and sale of sewer pipe.	Wellsville	100,000
The Johns Thompson Company	Manufacturing stamped tin and other ware.	Washington C. H.	80,000
The Parrott Manufacturing Company	and deal in all kinds of oils.	Cincinnati	50,000
The Excelsior Galvanizing and Specialty Manufacturing Company	Manufacture plows, agricultural implements, etc.	Dayton	50,000
The Union Distilling Company	metal implements, and machinery.	Hamilton	50,000
The Wooster Refrigerator Manufacturing Co.	and sale of high wines, alcohol, and whiskies	Cincinnati	100,000
The Dayton Manufacturing Company	and sale of refrigerators.	Wooster	80,000
The Canton Brass Company	of railway car trimmings, etc.	Dayton	100,000
The Model Vienna Bakery and Cafe Company	Manufacturing brass and iron goods.	Canton	6,000
The Doving International Seamless Barrel Co.	candles and all kinds of confectionery	Toledo	20,000
The Brownell, Brush and Wire Goods Company	Manufacture, sell and deal in barrels, etc.	Cleveland	100,000
The Forest City Wire Cloth Company	Manufacturing machinery.	Hamilton	100,000
The Cincinnati Bess-Seating Company	Manufacture and sell brushes, wire goods, etc.	Cincinnati	150,000
The Cincinnati Gas Retort and Fire Brick Co.	and sale of wire cloth, etc.	Cleveland	25,000
The Cincinnati School and Church Supply Co.	of butter and cheese.	Cadiz	10,000
The American Sash, Balance and Sash Lark Co.	grease, tallow, and fertilizing material.	Greenville	5,000
The Solerling Milling Company	and sell articles from fire clay.	Cincinnati	100,000
The Hahn and Bellows Furniture Company	and sale of bricks and brick machines.	Cincinnati	500,000
The Belmonts, Taylor & Co. Company	and sale of school desks, etc.	Cleveland	50,000
The Ashtabud Manufacturing Company	and sale of linseed oil.	Cadiz	800,000
The Forest City Ice Company	and sale of sash balances and sash locks.	Cleveland	15,000
The Valley Gem Piano Company	Manufacturing twine, rope and cordage.	Sandusky	100,000
The Bryan Dairy Company	and sale of all kinds of furniture.	Miamisburg	200,000
	Manufacture and sale of paints, varnishes, etc.	Akron	250,000
	Manufacturing machinery and implements.	Columbus	100,000
	Manufacture and dealing in wall and ceiling paper.	Ashland	100,000
	Manufacturing iron.	Cleveland	80,000
	Manufacture iron of all kinds.	Cincinnati	150,000
	Manufacture, sale, and repair of piano fortes.	Ripley	80,000
	Manufacture of butter and cheese.	Cleveland	50,000
	Manufacturing cheese and butter.	Bryan	15,000

Feb.

March

11
11
12
12
13
15
17
18
19
19
22
24
25
27
27
30
30
31
31
1
2
3
3
5
7
7
8
8
8
8
12
12
12
13
13
16
16
19
20
20
23
23
23
24
24
26
26
27
27
27
27
3
3
5

COMPANIES ORGANIZED FOR MANUFACTURING PURPOSES, ETC.—Continued.

Name of Company.	Purpose of organization.	Location.	Date of filing articles of incorporation.	Amount of capital stock.
The Huss Brothers Bar Fixtures Company	Manufacturing and dealing in store, bar, and bank fixtures	Cincinnati.....	1888, March 8	\$20,000
The Delphos Paper Company	Manufacture of straw pulp and paper	Delphos.....	March 8	100,000
The E. T. Larkin Rule-Manufacturing Company	Manufacturing of rules and other goods from wood and metal	Cleveland.....	18	10,000
The Columbus Chemical Company	Manufacture and sale of preparations from petroleum	Columbus.....	17	25,000
The New Vienna Medicine Company	" of billiard and pool tables	New Vienna.....	19	10,000
The United States Standard Billiard Table Co.	" of billiard and pool tables	Cincinnati.....	20	5,000
The Clark A. B. C. Medicine Company	Manufacturing and dealing in drugs, medicines, etc.	Cleveland.....	22	60,000
The Katz Wagon Company	" of factory wagons and wagon works	Cleveland.....	22	25,000
The Kinney Cigar Manufacturing Company	Manufacture cigars from leaf tobacco	Cleveland.....	22	25,000
The Deering Oil Company	Manufacture, refine, and deal in oils	"	22	10,000
The Iron Clad Block Company	" of tackle blocks and metal forgings	"	22	10,000
The Marshallville Milling Company	Manufacturing flour, meal, and all kinds of mill feed	Marshallville.....	22	15,000
The United States Varnish Company	Manufacture of all kinds of varnish	Cincinnati.....	22	20,000
The Leipsic Manufacturing Company	Manufacturing spokes and boat work for cutters	Leipsic.....	22	41,000
The Barnesville Glass Company	" and selling window glass	Barnesville.....	22	60,000
The Thidden and Joy Varnish Company	Manufacture and deal in varnishes and Japans	Cleveland.....	April 2	60,000
The Thomas Gibson Company	Manufacturing plumbers', gas-fitters', and steam-fitters' supplies	Cincinnati.....	April 6	100,000
The Sargent Manufacturing Company	Manufacturing all kinds of furniture	"	9	50,000
The Ottawa Gate Manufacturing Company	" and selling the excelsior gate	Ottawa.....	9	50,000
The Can on Steam Heater Company	" steam heaters, etc.	Canton.....	10	10,000
The Germania Brewing Company	" malt and malt liquors	Cincinnati.....	16	6,000
The Plain City Paper Company	" paper	Plain City.....	17	200,000
The Fremont Brush Company	" and selling all kinds of brushes	Fremont.....	18	50,000
The Barnitz Paper Company	Manufacture of paper and pulp	Middletown.....	19	20,000
The Columbus Warm Air Furnace Company	Manufacturing and dealing in heating apparatus	Columbus.....	20	45,000
The Forest City Knitting Company	Manufacture, sale, and dealing in knit goods	Cleveland.....	21	15,000
The Central Oil and Soap Company	" and sale of soap, oils, etc.	Cincinnati.....	21	50,000
The Elvira Wrought Iron Fence Company	Manufacturing wrought-iron fences	Elyria.....	22	100,000
The Columbus Boot and Shoe Manufacturing Co.	" and selling boots and shoes	Columbus.....	22	4,000
The Time Telegraph Company	Manufacture, buy, sell, or lease clocks, electric tools, etc.	Cleveland.....	24	40,000
The National Art Company	Manufacturing picture frames, etc.	Columbus.....	26	600,000
The Queen City Sewing Machine Manuf'g Co.	" and selling sewing machines	Cincinnati.....	26	50,000
The Consolidated Vapor Stove Company	Manufacture and sell gasoline and vapor stoves	Cincinnati.....	28	800,000
The Charles E. Egan Electric and Mechanical Co.	chemical apparatus	Cleveland.....	28	800,000
The Sandusky Fertilizer Company	Manufacturing and dealing in fertilizers and oils	Zanesville.....	May 1	50,000
		Sandusky.....	May 2	6,000

Company Name	Business Description	City	Month	Capital
The Missouri Brush Company	Manufacture brushes	Cleveland	June	85,000
The Taylor and Boggs Foundry Company	Manufacturers of iron castings, sleighs, and other vehicles	Youngstown	9	160,000
The Novelty Foundry Company	Manufacturing all kinds of iron castings, sleighs, and other vehicles	Cleveland	9	5,000
The Hoffman Manufacturing Company	Manufacturing pumps, machinery, etc.	Cincinnati	10	100,000
The American Manufacturing Company	Manufacturing pumps, machinery, etc.	New Carlisle	10	50,000
The Superior Manufacturing Company	Manufacturing fire brick	Logan	10	25,000
The Hocking Valley Fire Brick Company	Manufacturing fire brick	Cincinnati	12	100,000
The Bassett and Lohr Manufacturing Company	Manufacturing boiler-heads	Cincinnati	12	25,000
The Forest City Naptha Company	Manufacture, buy, and sell naptha	Cincinnati	12	100,000
The Cleveland Press Brick Company	Manufacturing brick and tile	Cincinnati	14	10,000
The Patent Light Brick Company	Manufacturing brick and tile	Cincinnati	17	10,000
The Greenville Clear Box Cigar and Tobacco Co.	Manufacturing cigars, pipes, and tobacco	Greenville	18	10,000
The Toledo Bolt and Nut Company	Manufacturing bolts, nuts, washers, etc.	Toledo	18	100,000
The Toledo Chemical Company	Manufacturing and sale of chemical products	Cleveland	19	50,000
The Lake Erie Chemical Company	Manufacturing and sale of chemical products	Cleveland	21	20,000
The Fort Recovery Manufacturing Company	Manufacturing lumber, spokes, handles, etc.	Fort Recovery	21	20,000
The Union Shoe Company	Manufacturing women's, misses' and children's shoes	Chillicothe	22	60,000
The Globe Journal-Box Company	Manufacturing and repairing all kinds of railroad cars	Columbus	22	75,000
The Wilcox Engine Company	Manufacturing and selling engines, pumps, and valves	Cleveland	23	100,000
The Globe Journal-Box Company	Manufacturing and repairing all kinds of railroad cars	Columbus	23	80,000
The Shulls Dental Plate and Process Company	Manufacturing and sale of dental plates	Cincinnati	23	25,000
The Maces Manufacturing Company	Manufacturing elder mills and other machines	Van Wert	29	25,000
The Buckeye Corn Drill Company	Manufacturing elder mills and other machines	Hamilton	29	25,000
The Dexter Grove Company	Manufacturing and sale of the Buckeye corn drill	Hamilton	30	60,000
The Xenia Twine and Cordage Company	Manufacturing twine and cordage	Mansfield	30	25,000
The Toledo Iron Manufacturing Company	Manufacturing of iron, steel, and other metals	Xenia	31	25,000
The Brown-Brownell Iron Company	Manufacturing of iron, steel, and other metals	Toledo	1	100,000
The Wellington Foundry and Machine Company	Manufacturing certain improvements in furnaces, etc.	Wellston	5	30,000
The Economy Fuel and Steam Company	Manufacturing patented articles	Cincinnati	7	125,000
The Railroad Supply Company	Manufacturing, constructing, and erecting bridges and roofs	Toledo	7	150,000
The Ohio Multiplex Boring Machine Company	Manufacturing, constructing, and erecting bridges and roofs	Toledo	8	10,000
The Dayton Bridge Company	Manufacturing, constructing, and erecting bridges and roofs	Dayton	11	10,000
The Stella Gate Company	Manufacturing, constructing, and erecting bridges and roofs	Cincinnati	11	10,000
The Cincinnati Door Knob Company	Manufacturing, constructing, and erecting bridges and roofs	Cincinnati	12	200,000
The Oxford Boot and Shoe Manufacturing Co.	Manufacturing boots and shoes	Oxford	13	50,000
The Buckeye Brown Manufacturing Company	Manufacturing brooms	Cleveland	14	20,000
The Middletown Paper Company	Manufacturing and sale of paper	Middletown	14	100,000
The Columbus Coopers Company	Manufacturing all kinds of cooperage work	Columbus	16	50,000
The Youngstown Car Manufacturing Company	Manufacturing of steam and hot water heating apparatus	Youngstown	18	20,000
The Geneva Roller Mill Company	Manufacturing railroad cars of all kinds	Geneva	22	100,000
The Davis Cane Mill Company	Manufacturing flour and feed and mill products	Cincinnati	22	80,000
The Standard Mattress Company	Manufacturing and sale of cane mills	Greenview	22	250,000
The Cleveland Pump and Supply Company	Manufacturing and sale of wire mattresses	Cincinnati	23	20,000
The Cleveland Compressed Yeast Company	Manufacturing and sale of engines, pumps, etc.	Cleveland	23	100,000
The Ohio Encaustic Tiling Company	Manufacturing and sale of tiles for all purposes	Cleveland	25	10,000
The Troy Grape Sugar Company	Manufacturing starch, syrups, glucose, and sugar	Zanesville	25	50,000
The Cleveland Hydrogen Gas Lighter Company	Manufacturing and sale of the hydrogen gas lighter	Cleveland	26	75,000
The Thomas Manufacturing Company	Manufacturing a general manufacturing business	Collins	26	20,000
The Water Elevator Company	Manufacturing and repair machinery of all kinds	Columbus	11	100,000
The Ohio Hub and Slave Company	Manufacturing and sale of water elevators	Cincinnati	12	10,000
The Country Pottery Company	Manufacturing and dealing in hubs, staves, etc.	Cincinnati	12	20,000
The Greenwisch Street Lamp Manufacturing Co.	Manufacturing street lamps	Greenwisch	18	5,000
The Glendale Salt Company	Manufacturing and sale of salt, bromine and other chemicals	Minersville	14	9,000

INCORPORATIONS.

			Sept.	17	\$5,000
The Timmann & Philpot Manufacturing Company	Manufacture and deal in oil, paints and ink.	Cleveland	Sept.	17	\$5,000
The American Automatic Telephone and Fire Alarm Company	Manufacturing, selling, leasing and operating automatic burglar and fire alarms.	Toledo		31	30,000
The London Rubber Company	Manufacturing and dealing in rubber cloths.	Ashtabula		21	50,000
The M. M. Murphy Manufacturing Company	selling and dealing in iron pipe.	Cleveland		23	25,000
The Warner Rogers Flexible Shoe Company	Manufacturing and dealing in shoes.	Cincinnati		25	250,000
The House and Palmer Company	Manufacturing and sale of artistic and fancy cabinet ware.	Lockland		27	60,000
The Continental Cabinet Company	Manufacturing iron, etc.	Cincinnati		27	20,000
The Portland Rubber Company	Manufacturing and sale of sheet iron work.	Sandusky		28	5,000
The Queen City Laundry Company	Manufacturing and sale of carpet sweeper.	Cincinnati	Oct.	3	20,000
The Ohio Fire Brick Company	Manufacturing and sale of iron sifters.	Lawrence county		5	25,000
The Venona Manufacturing Company	Manufacturing and sale of iron and iron goods.	Cincinnati		9	10,000
The Novelty Iron Works Company	Manufacturing and sale of patented articles for R. K. use.	Cincinnati		10	100,000
The Hunters Sifter Manufacturing Company	Manufacturing and sale of iron goods.	Cincinnati		11	60,000
The Cleveland Patent Roller Company	Manufacturing and sale of iron goods.	Toledo		15	250,000
The Craig Patent Roller Company	Manufacturing and sale of iron goods.	Carlton		15	12,000
The Gibbs & Hill Plow Company	Manufacturing and sale of iron goods.	Genoa		18	50,000
The Fuller & Hutsinpler Company	Manufacturing and sale of iron goods.	Cincinnati		18	100,000
The Miller Company	Manufacturing and sale of iron goods.	Union		24	60,000
The Alliance Paint Company	Manufacturing and sale of window glass.	Alliance		24	40,000
The Enterprise Window Glass Company	Manufacturing and sale of window glass.	Bellaire		27	50,000
The Scientific Mill and Forge Company	Manufacturing and sale of iron goods.	Springfield		29	30,000
The Fitzmorris & Smith Foundry Facing and Supply Company	Manufacturing and dealing in foundry facings, etc.	Cincinnati		30	50,000
The Ohio and Wisconsin Wood Fibre Company	Manufacturing and dealing in paper.	Lima		30	300,000
The M. Vernon Linseed Oil Company	Manufacturing and dealing in linseed oil.	Mt. Vernon		30	50,000
The Tiffin Soap Company	Manufacturing and sale of soap.	Tiffin		31	10,000
The Powell Plow Company	Manufacturing and sale of agricultural implements.	Columbus		31	50,000
The Ohio Force Pump Manufacturing Company	Manufacturing force pumps and iron pumps.	Canton		1	25,000
The American Boot and Shoe Upper Manf'g Co.	Manufacturing of boots and shoes.	Cincinnati	Nov.	5	100,000
The Hanika Iron Fence Company	Manufacturing and dealing in iron, steel, etc.	Springfield		5	40,000
The American Sash Balance and Sash Lock Co.	Manufacturing and dealing in iron, steel, etc.	Cleveland		6	15,000
The Lawson & Sessions Company	Manufacturing and sale of iron, steel, etc.	"		7	300,000
The Little Giant Plow Company	Manufacturing and sale of plows and other agr. implements.	Mansfield		7	20,000
The Toledo Handle and Runner Company	Manufacturing and bending handles, runners, etc.	Toledo		8	50,000
The Superior Drill Company	Manufacturing and sale of grain drills.	Springfield		8	250,000
The Ashabula Hide and Leather Company	Manufacturing and sale of all kinds leather of all kinds.	Ashtabula		8	25,000
The Excelsior Foundry Company	Manufacturing hubs, spokes, wheels, etc.	Cincinnati		10	36,000
The Greenville Wheel Company	Manufacturing of brass and adamantine pins.	Greenville		10	30,000
The Great Western Pin Company	Manufacturing of brass and adamantine pins.	Toledo		12	75,000

COMPANIES INCORPORATED FOR MINING PURPOSES, WITH LOCATION OF OFFICE, LOCATION OF MINE, DATE OF FILING ARTICLES OF INCORPORATION, AND AMOUNT OF CAPITAL STOCK, FROM NOVEMBER 15, 1882, TO NOVEMBER 15, 1888.

Name of Company.	Purpose of organization.	Location of office.	Location of mine.	Date of filing articles of incorporation.	Amount of capital stock.
The Anchor Mining Co.....	Mining, transporting, etc., of coal, iron ore, fire clay, and other minerals.....	Youngstown	Mahoning county.....	1882, Nov. 16	\$25,000
The Lessees of the Telembl Mining Co.....	Purchase mining lands, mines, etc., and mine for gold, silver, and other minerals	Columbus	State of Cuba, United States of Colombia, S. America, and elsewhere	23	50,000
The Jacksonville Coal and Coke Co.....	Mining and coking coal, iron ore and limestone, etc.....	Columbus	Jacksonville, Athens co.....	24	250,000
The Williams Mining Co.....	Mining, smelting, refining, etc., of gold, silver, copper, and other minerals and ores	Youngstown	Territory of New Mexico, Stark county	25	50,000
The Massillon Coal Co.....	Mining of coal.....	Elyria.....	Stark county	25	100,000
The Conger Mining Co.....	Mining, milling, and selling mineral or metallic ores.....	Canton.....	Stark county	29	600,000
The Cleveland Furnace Co.....	Mining and transportation of coal and iron ore.....	Cleveland Massillon	Stark and Tuscarawas co.....	Dec. 2 8	500,000 60,000
The Howells Coal Co.....	Mining coal, iron ore, fire clay, and other minerals.....	Haydenville.....	Hocking county	23	1,000,000
The Haydenville Mining and Manufacturing Co.....	Carrying on gold and silver mining operations.....	Sandusky	Arizona	25	7,500,000
The Arizona Buttes Mining Co.....	Mine and ship coal, iron ore, and other minerals.....	Columbus	1888, Jan. 24	150,000
The Maple Hill Mining Co.....	Mining and dealing in coal, fire clay, and iron ore.....	Cleveland Akron.....	Colorado.....	24 24	50,000 50,000
The Ohio Valley Coal Co.....	Mining ores and minerals.....
The Summit Mining Co.....	Mine, ship and sell coal, iron ore, and other minerals.....	Columbus	Ohio.....	26	5,000,000
The Columbus and Hocking Coal and Iron Co.....	Mining and dealing in coal.....	Robertsville.....	Ohio.....	15	20,000
The McMahan's Creek Mining Co.....	Mine, handle and sell coal.....	Bellaire.....	Belmont county.....	22	1,000
The Ohio Mining and Manufacturing Co.....	Mining coal, iron ore, etc.....	Columbus	Atheus, Hocking, Perry, and Vinton counties.....	24	75,000

INCORPORATIONS.

Company Name	Business Description	City	County	Month	Capital
The Gauley River Lumber and Mining Co.	Mine, manufacture and operate in minerals.	Warren	Trumbull county	March 2	40,000
The Garfield Coal and Lumber Co.	Mining and selling coal.	Coalton	Jackson county	March 8	14,000
The North Carolina Timber, Mineral and Land Co.	Mining of copper and other minerals.	Cincinnati	Cherokee, Graham, and Clay counties, North Carolina	18	500,000
The Garfield Coal Co.	Mining and selling coal.	Dayton	Mahoning county	19	14,000
The Poland Coal Co.	Mining stone coal, ore, and other minerals.	Youngstown		28	150,000
The Hall Coal Co.	Mining and preparing for market bituminous coal.	Dayton		7	10,000
The Mohican Valley Marl Co.	Mining and preparing marl as fertilizer.	Loudonville	Ashland county	April 11	80,000
The Sterling Coal Co.	Mining of mineral stone coal.	Coalton	Jackson county	16	10,000
The Western Coal Co.	Mining and dealing in coal.	Dayton		28	8,000
The Orange Coal and Iron Co.	Mining coal, iron, fire clay, and other minerals.	Orange tp., Carroll co	Tuscarawas, Carroll, Harrison and Jefferson co's	May 1	200,000
The Latrobe Coal and Iron Co.	Mining of stone coal, iron ore, etc.	Wellston	Jackson county	8	1,000,000
The Ohio Valley Coal Co.	Mining, freighting, and selling coal and iron.	Pomeroy	Meigs county	12	500,000
The Barringer Gold Mining Co.	Prospecting, developing, and working mines for gold.	Cleveland	Stanley co., N. Carolina	12	1,000,000
The Lake Shore and Sunday Creek Coal and Mining Co.	Mining coal, iron ore, and other minerals.	Columbus	Ferry county	July 30	200,000
The Hurd Coal Co.	Mining, shipping, and selling of mineral stone coal.	Jackson	Jackson county	Aug. 22	25,000
The Seneca Coal Co.	Mining and selling of coal.	Senecaville	Guernsey county	28	24,000
The Duray Mining and Hotel Co.	To purchase, lease, operate, and develop mineral lands.	Columbus	Colorado	Nov. 7	20,000
The DeForest and Staunton Mining Co.	Mining of gold, silver, and other precious metals.	Cleveland	Virginia	18	50,000

PRINTING AND PUBLISHING COMPANIES INCORPORATED, WITH LOCATION, DATE OF FILING ARTICLES OF INCORPORATION, A. D. AMOUNT OF CAPITAL STOCK, FROM NOVEMBER 16, 1882, TO NOVEMBER 16, 1883.

INCORPORATIONS.

Name of Company.	Location.	Purpose of organization.	Date of filing articles of incorporation.	Amount of capital stock.
The Spur Printing Company.....	Cleveland	Publishing books, newspapers, and other periodicals.....	1882, Nov. 16	\$25,000
The Krebs Lithographing Company.....	Cincinnati	Lithographing and printing.....	18	100,000
The Norwalk News Company.....	Norwalk	Printing and publishing a newspaper; books, periodicals, etc.....	23	5,000
The Review Publishing Company.....	Springfield	Publishing a newspaper and general job printing.....	Dec. 4	5,000
The Globe Printing and Publishing Company.....	"	Publishing a newspaper and general printing and publishing.....	26	100,000
The Enquirer Job Printing and Publishing Co.....	Cincinnati	Job printing and publishing business.....	1883, Jan. 11	200,000
The Cincinnati Journal Company.....	"	Printing and publishing a newspaper.....	13	200,000
The Russell and Morgan Printing Company.....	"	Printing labels, show bills, etc.....	22	400,000
The Western Reserve Democrat Publishing Co.....	Warren	Publisher of a newspaper and job printing.....	2	8,000
The Fireside Friend Publishing Company.....	Springfield	Publishing papers, books, music, etc.....	22	8,000
The Commercial Gazette Company.....	Cincinnati	Printing and publishing a newspaper.....	28	75,000
The Columbus Times Company.....	Columbus	"	30	1,000,000
The Advocate Printing Company.....	Newark	"	March 9	21,000
The Historical Family Record Publishing Company.....	Dayton	Publishing an illustrated family record, etc.....	April 10	25,000
The Zanesville Printing and Publishing Company.....	Zanesville	Printing and publishing a daily newspaper.....	19	8,000
The Railroad Printing Company.....	Toledo	Printing and publishing business.....	10	8,000
The Marton Bookbinder Company.....	Marion	Doing a general printing business.....	2	15,000
The Geo. D. Newhall Company.....	Cincinnati	Publishing and dealing in musical publications.....	18	3,000
The Republican Gazette Publishing Company.....	Logan	Printing and publishing a newspaper.....	18	50,000
The Mutual Press Company.....	Cincinnati	Printing and publishing a newspaper.....	26	5,000
The Patuxent Democrat Publishing Company.....	Baltimore	Printing and publishing a newspaper.....	26	100,000
The Union League Publishing Company.....	Cincinnati	Publishing books, newspapers, etc.....	6	8,000
The Ohio Printing Company.....	Cleveland	Job printing, printing and publishing a newspaper.....	27	25,000
The Labor Star Co-operative Printing Company.....	Cleveland	Printing and publishing a newspaper.....	Aug. 8	12,000
The Brethren's National Publishing Company.....	Ashland	General publishing, printing, and book-binding business.....	8	10,000
The Clark Printing Company.....	Cleveland	General printing business.....	Oct. 17	30,000

RAILROAD COMPANIES INCORPORATED, WITH COUNTIES THROUGH WHICH ROADS ARE TO PASS, TERMINI, DATE OF FILING ARTICLES OF INCORPORATION AND AMOUNT OF CAPITAL STOCK, FROM NOVEMBER 15, 1882, TO NOVEMBER 15, 1883.

Name of Company.	Counties through which railroads pass.	Termini of road.	Date of filing articles of incorporation.	Amount of capital stock.
The Pittsburgh and Maumee R. R. Co.	Putnam, Van Wert, and Paulding.	Columbus Grove and Antwerp.	1882, Nov. 16	\$60,000
The Greenville, Versailles and Northwest-ern R'y Co.	Darke, Shelby, and Auglaize.	Greenville in Darke and Minster in Auglaize	Nov. 17	250,000
The Columbus and Ft. Wayne R'y Co.	Morgan, Perry, Hocking, Fairfield, Frank-lin, Madison, Champaign, Shelby, Aug-laize, Mercer, and Van Wert.	McConneksville and State Line, between Ohio and Indiana	23	75,000
The Collingwood Belt R'y Co.	Cuyahoga	From southerly to northerly terminus of county	Dec. 7	200,000
The Cincinnati Western R'y Co.	Hamilton	Robb's Station and New Haven.	23	50,000
The Toledo Belt R'y Stock Yard and Abba-toir Company	Lucas	Lucas.	25	200,000
The Ironton and Hecla R'y Co.	Lawrence.	Grant Furnace to Hecla Furnace, in Law-rence county.	1883, Jan. 5	50,000
The South Pennsylvania and Ohio R'y Co.	Belmont, Jefferson, Harrison, Carroll, Tus-carawas, Stark, Wayne, Medina, Lorain, Huron, Sandusky, Ottawa, and Lucas.	Pellaire, in Belmont Co., and north line of Washington Twp in Lucas Co.	19	50,000
The Cincinnati Transfer R. R. Co.	Hamilton	Southern terminus of Miami and Erie Canal and north line of Dixon street.	20	1,000,000
The Cincinnati, New Richmond and Mays-ville R'y Co.	Clermont and Brown.	New Richmond, Clermont Co., and Aber-deen, Brown Co.	29	500,000
The Miami Valley R'y Co.	Auglaize, Shelby, and Miami.	Muster and Troy	7	450,000
The Toledo, Indianapolis and St. Louis R'y Co.	Van Wert, Paulding, Putnam, Henry, Wood, and Lucas.	Willshire, in Van Wert Co., and Toledo, in Lucas Co.	13	1,800,000
The Cincinnati, Washington and Baltimore R. R. Co.	Hamilton, Clermont, Warren, Clinton, Highland, Ross, Jackson, Vinton, Athens, Washington, Lawrence and Scioto.	Cincinnati and Marietta, with branch from Blanchester in Clinton, to Hillsboro, in Highland, to Portsmouth, in Scioto.	16	21,000,000
The Cleveland, Lorain and Wheeling R. R. Co.	Lorain, Medina, Summit, Stark, Wayne, Tuscarawas, Harrison, and Belmont.	Lorain and West Wheeling.	Mar. 1	5,000,000
The Miami Southern R'y Co.	Miami and Montgomery.	Troy and Dayton	Mar. 8	400,000

INCORPORATIONS.

The Ashland and Jeromeville Short Line R. R. Co.	Ashland.	Ashland and Jeromeville.	18	50,000
The Rolling Mill R. R. Co.	Lucas	City of Toledo.	28	100,000
The Toledo Transfer and Belt R. R. Co.	Lucas and Wood	"	28	100,000
The Lucas County Sandstone and Ry. Co.	Lucas	Town of Fayette	30	100,000
The Detroit, Indiana and St. Louis R. R. Co.	Fulton and Williams	Montpelier, and west line of county	April	200,000
The Montpelier R. R. Co.	Williams	Portsmouth	May	50,000
The Portsmouth R. R. Co.	Williams	Portsmouth	June	20,000
The Zanesville, McDonnelsville and Pomeroy R. R. Co.	Muskingum, Morgan, Perry, Athens, Washington and Meigs	Zanesville and Pomeroy	15	100,000
The Cincinnati Suburban Belt R. R. Co.	Hamilton	Cincinnati	July	500,000
The Willow Bank R. R. Co.	Stark	Perry Twp., Stark Co., and The Willow Bank Coal Co., Shaft No. 6	7	50,000
The Leckawanna, Wabash and Western R. R. Co.	Summit, Medina, and Wayne	Akron and Creston	10	400,000
The Akron and State Line R. R. Co.	Mahoning, Trumbull, Portage, and Summit	Akron and Twp. of Poland, in Mahoning county	Aug. 8	700,000
The Cleveland, Delphos and St. Louis R. R. Co.	Williams, Defiance, Henry, Putnam, Allen, Hancock, Wyandot, Crawford, Richland, Huron, Ashland, Lorain, Medina, and Summit	Northwest corner Twp. in Williams Co., and Akron, in Summit Co.	15	50,000
The Sandusky, Ashland and Coshocton R. R. Co.	Erle, Huron, Ashland, Holmes, Knox, and Coshocton	Sandusky, in Erle Co., and Coshocton, in Coshocton county	Sept. 24	200,000
The Ft. Wayne, Detroit and Canada Southern R. R. Co.	Allen, Defiance, Fulton, and Williams	Northwest corner of Allen Co. and Fayette Twp. in Fulton Co.	4	50,000
The Euclid R. R. Co.	Cuyahoga	Township of Euclid, in Cuyahoga Co.	11	100,000
The Canton and Waynesburg R. R. and Coal Mining Company	Stark	Waynesburg and Canton, in Stark Co.	24	50,000
The Oberlin and LaGrange R. R. Co.	Lorain	Oberlin and LaGrange Twp. in Lorain Co.	25	25,000
The Norwalk and Fairfield R. R. Co.	Huron	Norwalk and North Fairfield	27	50,000
The Ohio White Sand, Stone and R. R. Co.	Lucas	Monclova Twp. and Holland Station, both in Lucas Co.	29	100,000
The Toledo Belt R. R. Co.	Lucas	Near the bridge of the W. & L. E. R. R., and near the main line of the L. S. & M. S. R. R., where the same crosses the Maumee River.	Nov. 6	300,000
The Ohio Railway Co.	Summit, Medina, Lorain, Huron, and Seneca	Eastern terminus Akron, and western terminus Tiffin	10	250,000

RAILROAD COMPANIES CONSOLIDATED WITH NAME OF CONSOLIDATION, DATE OF FILING ARTICLES OF CONSOLIDATION, AND AMOUNT OF CAPITAL STOCK, FROM NOVEMBER 15, 1882, TO NOVEMBER 15, 1883.

Name of consolidating companies.	Name of consolidation.	Date of filing articles of consolidation.	Amount of capital stock.
The Point Pleasant and Ohio River R. R. Co., and The Pomeroy and Ohio River R. R. Co.	The Point Pleasant and Ohio River R. R. Co.	1883. Jan. 31	\$2,000,000
The Columbus and Ft. Wayne Ry Co., and The Columbus, Northwestern and Ft. Wayne Short Line Co.	The Columbus, Ft. Wayne and Western Ry Co.	April 4	6,000,000
The Toledo, Cincinnati and St. Louis R. R. Co., The Cincinnati Northern Ry Co., and The Spring Grove, Avondale and Cincinnati Ry Co.	The Toledo, Cincinnati and St. Louis R. R. Co.	May 8	30,000,000
The Toledo and Milwaukee Ry Co., and The Toledo and Michigan Ry Co.	The Michigan and Ohio R. R. Co.	Oct. 9	8,000,000

RAILROAD COMPANIES EXTENDING LINES, CHANGING TERMINI, ETC. COUNTIES THROUGH WHICH THE RAILROADS PASS, AND DATE OF FILING CERTIFICATE, FROM NOVEMBER 15, 1882, TO NOVEMBER 15, 1883.

Name of Company.	Termini of road.	Counties through which the Railroads pass.	Date of filing certificate.
The Cincinnati and Eastern Connection R'y Co. The Toledo Glass-sand and Railway Company.	City of Cincinnati	Hamilton	1883 March 5
The Cincinnati and Eastern Railway Company.	Extension of lines to Fostoria, Millbury, and the Michigan State line	Scioto, Lawrence and Gallia	23 May 15
The Columbus and Cincinnati Midland R. R. Co.	Extension of line from its present terminus, at Portsmouth, to Gallipolis	Scioto, Lawrence and Gallia	15 May 15
	South Western terminus of road changed to Clinton Valley Station.		29 Sept. 29

INCORPORATIONS.

SOCIETIES AND BENEVOLENT ASSOCIATIONS INCORPORATED, WITH LOCATION AND DATE OF FILING ARTICLES OF INCORPORATION, FROM NOVEMBER 15, 1882, TO NOVEMBER 15, 1883.

Name of Society or Association.	Location.	Purposes of organization.	Date of Incorporation.
Court Buckeye No. 6853 Ancient Order of Foresters.....	Church Hill.....	Rendering assistance to other courts, and relief of members.....	1883 Nov. 17
St. Joseph's Benevolent Society.....	Zanesville.....	Mutual and financial aid among its members.....	18
Glenwayfar Lodge No. 29, of the Benevolent Order of Ivoir-ites, U. S. A.....	Mineral Ridge.....	Mutual relief to sick members, etc.....	21
Kincaid Lodge No. 565 I. O. O. F.....	Shawnee.....	Mutual aid and benefits to members, etc.....	25
Pequod Tribe No. 102, of the Improved Order of Red Men.....	Scott.....	True principles of benevolence and charity.....	1
Woodland Council No. 21, of the Order of Chosen Friends.....	Cleveland.....	Mutual protection and relief of its members, etc.....	5
The Supreme Division of the Circle of Science.....	Cincinnati.....	To establish subordinate divisions, etc.....	13
The Tiffin Union Aid Society.....	Tiffin.....	Mutual protection and relief of its members, etc.....	16
Rising Sun Lodge No. 71 Knights of Pythias.....	Richwood.....	Mutual aid and relief of its members, etc.....	19
Iola Lodge No. 81, Knights of Pythias of Ohio.....	Dayton.....	To alleviate the sufferings of its members, etc.....	19
Newark Grove Ancient Order of Druids.....	Newark.....	Mutual protection and relief of its members.....	22
Germania Unterstuetzung Verein.....	Cleveland.....	Mutual support and protection of its members.....	25
Lebanon Lodge No. 15, of the Independent Order of Odd Fellows of Ohio.....	Lebanon.....	Inculcation of the principles of morality, etc.....	27
The Supernuniated Preachers Aid Association of the North Ohio Conference of the Methodist Episcopal Church.....	Mansfield.....	Benefit of its supernuniated preachers and the widows and children of deceased members.....	29
Sinking Springs Lodge No. 365, of Free and Accepted Masons.....	Sinking Springs.....	Performing the work, conferring degrees, making Masons.....	30
Barley Lodge No. 21, of the Good Samaritans.....	Columbus.....	Mutual relief to its members.....	1883 Jan. 2
The United Colored American Beneficial Society.....	Toledo.....	Mutual protection and relief of its members.....	10
The Concordia Society.....	Springfield.....	Elevation of social intercourse and amusements.....	10
The Springfield Fireman's Relief Association.....	Springfield.....	Benefit and relief of sick, disabled, and retired firemen.....	11
The Ancient Order of Hibernians of Perry County.....	Perry County.....	Benevolent purposes, and to promote friendship.....	12
The Cincinnati Smoker's Casino Beneficial Association.....	Cincinnati.....	Mutual relief and protection of its members.....	17
Harmon Lodge No. 113, Knights of Pythias.....	Lancaster.....	Mutual protection and relief of its members.....	19
Putnam Tent No. 186, Independent Order of Rechabites.....	Columbus.....	Temperance and mutual protection and relief of its members.....	23
Wyanooske Lodge No. 192, I. O. O. F.....	Lexington.....	Mutual protection and relief of its members.....	27
The Richwood Encampment No. 185, I. O. O. F.....	Richwood.....	Mutual aid and relief of its members.....	27
Der Erste Deutsche Unterstuetzungs Verein von Columbus, O.....	Columbus.....	Mutual aid and relief of its members.....	2
The Ancient Order of Hibernians, Division No. 1.....	Columbus.....	Mutual relief to its members.....	9
Cigar Maker's Benevolent Association.....	Massillon.....	Mutual protection and relief of its members.....	12
		Mutual relief and benefit of cigar makers.....	15

SOCIETIES AND BENEVOLENT ASSOCIATIONS INCORPORATED, ETC.—Continued.

Name of Society or Association.	Location.	Purposes of organization.	Date of Incorporation.
The Piatduetsken Vogelschelten Gesellskap Douglass Lodge No. 23, Independent Order Good Samaritans. Central Committee of the Independent Order of Foresters. The Gesangverein Frohsinn	Cincinnati Columbus Cleveland	Encouraging of the Low-German language. Care for sick members, and burial in case of death. To perpetuate a union of subordinate lodges. Education and improvement in vocal and instrumental music.	1888 Feb.
The Hungarian Benevolent and Social Union. Independent Fritz Reuter Kranken Unterstuetzungs Verein William's Lodge No. 263, Independent Order of Odd Fellows. Buchtel Lodge No. 712, Independent Order of Odd Fellows. The Undine Beneficial Smokers' Casino. Die Liedertafel of the city of Cleveland. The Pearson Lodge, No. 572, I. O. O. F. The Cigar Makers Benevolent and Protective Union, No. 17. The Order of the German-American Legion Ass'mbly of St. Peter. The Order of the German-American Legion Ass'mbly of St. Joseph.	" " Hebron Cincinnati Cleveland Kingston Cleveland " "	Aid and protection to its members. Reciprocal assistance during sickness and death. Mutual protection and relief of its members. Maintain a subordinate lodge of Odd Fellows. Social gathering and beneficial purposes. Cultivation of vocal music. Mutual benefit and eleemosynary purposes. Aid and assistance to sick and needy members.	20 21 27 27 27 1 2 8 8
The Order of the German-American Legion Ass'mbly of St. Joseph. Robert Bruce Lodge, No. 161, Knights of Pythias. Springfield Lodge, No. 88, I. O. O. F. The Young Men's Temperance Council. The Hope Smokers Casino Association. Freussen, Verein of Cincinnati. John M. Bell Post, 119, Grand Army of the Republic The Cincinnati Mannerherb Hall Company. Marion Lodge, No. 18, I. O. O. F. The Germania Mannerherb Company. The Knights of St. George, Division C, Commandery of Sacred Heart. The National Smokers Benevolent Association. Pilsbucker Liederkranz. Patriotic Order Sons of America, Washington Camp No. 54.	" " Kenton Springfield Garrettsville Cincinnati Washington C. H. Cincinnati Miamisburg Cincinnati Columbus Cincinnati Dayton	Rendering mutual aid and assistance to its members. " " " " Mutually benefit its members. Benevolence, charity, and good fellowship. Promotion of temperance. Mutual relief and protection of its members. " " To perpetuate the friendly feelings of soldiers. To erect a building to be leased or rented. Benefit and relief of sick and distressed members. Cultivate and encourage a knowledge and taste for music.	6 9 10 10 12 14 14 14 18 27 27 28
The Knights of St. George, Division C, Commandery of Sacred Heart. The National Smokers Benevolent Association. Pilsbucker Liederkranz. Patriotic Order Sons of America, Washington Camp No. 54. Osako Rimsko Katolicke Podporujici Spolek Svateho Volkec. The Portsmouth Tenpin Verein. Taylor Lodge, No. 322, I. O. O. F. Newton Lodge, No. 378, I. O. O. F.	Cincinnati Columbus Cincinnati Dayton Cleveland Portsmouth Fletcher Fultonham	Aid and assistance to sick and distressed members. Support of disabled members. Furtherance of song and music. Promoting the free and general education of all American born citizens. To give moral and material aid to its members. Instruction and practice in gymnastium. Mutual protection and relief of its members. Improve, change, or dispose of its property.	30 30 31 31 31 4 7 9 10

12	Benevolent purposes.....	New Straitsville.....	The Knights of Labor.....
12	Teach fraternity, the universal brotherhood of mankind, alleviate suffering, etc.....	Cincinnati.....	The Supreme Lodge of the World, Fraternal Order of Sons and Daughters of Progress.....
12	Mutual relief of its members.....	Springfield.....	The Schwäbischer Unterstützungs Verein.....
18	Benevolent purposes.....	Bellair.....	The Ancient Order of Hibernians, Sarisfield Division No. 1.....
16	To render assistance to the wife or heirs of members.....	Columbu.....	The Roman Catholic Knights Union Benevolent Association of Ohio.....
20	Mutual protection and relief of its members.....	Cincinnati.....	Knights of St. Edward's Roman Catholic Benevolent Associa- tion.....
20	To organize and maintain an Odd Fellows Lodge.....	Phillipsburg.....	Phillipsburg Lodge, No. 594, I. O. O. F.....
23	To care for sick and disabled comrades.....	Cincinnati.....	August Willich Post, Grand Army of the Republic.....
24	Aid and assistance in time of sickness and affliction.....	Columbus.....	The Good Samaritan St. Mark's Lodge, No. 16.....
25	Unite fraternally women of Slavonian descent.....	".....	The Cesko Elmsko Katalické Pedprojetek Spolek Svata Alzbeta.....
30	Improving the condition of young men with the spirit of the gospel.....	Urbana.....	The Young Men's Christian Association.....
2	Mutual protection and relief of its members.....	Newark.....	The International Relief Association.....
7	Payment of stipulated sums to members.....	Stark county.....	Newark Accident Association.....
7	Mutual relief and protection of its members.....	New Holland.....	The Massillon German Good Luck Union Association.....
10	Mutual benefits of its members.....	Cincinnati.....	New Holland Lodge, No. 392, Free and Accepted Masons.....
11	Mutual relief and protection of its members.....	Cincinnati.....	The Bellevue Smokers Casino Association.....
14	Affording aid and protection to its members.....	Fultonham.....	Knights and Ladies of Fraternity and Protection.....
19	Protection of the members of said society.....	Versailles.....	Union Tent, No. 117, Independent Order of Rechabites.....
24	Mutual protection and relief of its members.....	Cincinnati.....	The Versailles Lodge, No. 286, I. O. O. F.....
24	".....	Columbu.....	The Liberty Smokers Casino.....
25	Mutual benefit and relief of its members.....	Bellair.....	The Ancient Order of Hibernians, Division No. 2.....
26	To unite Christian young men in fellowship.....	Urbana.....	The Young Men's Christian Association, of Bellair, Ohio.....
26	Mutual benefit and relief of its members.....	Cleveland.....	Urbana Lodge, No. 46, I. O. O. F.....
26	Assistance of its members in case of sickness, dis- press, and death.....	Shelby.....	The Liquor Dealers Benevolent and Protective Association.....
2	Mutual benefit and protection of its members.....	Mechanicsburg.....	Supreme Lodge of the American Union of Honor.....
13	Protection under the laws of Ohio.....	Cincinnati.....	Whitely Lodge, No. 271, I. O. O. F.....
13	Mutual protection and relief of its members.....	Cleveland.....	Court Gutenberg, No. 177, United Order of Foresters.....
14	To insure lives of members of Masonic fraternity.....	Columbu.....	The Masonic Mutual Life Association.....
14	Mutual aid and benefit of its members.....	Salsville.....	Concordia Encampment, No. 96, I. O. O. F.....
18	Mutual aid and assistance of its members.....	Fremont.....	The Johnsville Lodge, No. 469, I. O. O. F.....
18	Prevention of cruelty to animals.....	Circleville.....	Johnsville Lodge, No. 384, Free and Accepted Masons.....
20	Protection and aid to all its worthy members and families.....	Springfield.....	Springfield Chapter of the Oriental Order of Humility.....
23	Mutual aid and assistance to its members.....	Elida.....	Ladies' Unterstützungs Verein.....
30	Furnishing aid to indigent preachers, their widows and orphans.....	Salton.....	Preachers' Aid Society of the Angliaize Annual Conference of the United Brethren in Christ.....
2	Educational and charitable purposes.....	Cincinnati.....	The Board of Trustees of the Central Synod of the Reformed Church in the United States.....
6	Mutual benefit and protection of its members.....	Fronon.....	The Queen City Stationary Engineers' Association.....
7	Mutual aid and relief of its members.....	Henry town'p Wood co.....	Centennial Lodge, No. 122, Grand United Order of Odd Fellows.....
10	Spread of scriptural holiness throughout the world.....	Newark.....	Mt. Hermon Society of the Evangelical Association of North America.....
17	Mutual protection and relief of its members.....	Springfield.....	Newark Lodge, No. 18, Knights of Pythias.....
18	Preventing acts of cruelty to children and animals.....	".....	Springfield Society for the Prevention of Cruelty to Children and Animals.....

May

June

July

TELEPHONE COMPANIES INCORPORATED, WITH LOCATION, DATE OF FILING ARTICLES OF INCORPORATION, AMOUNT OF CAPITAL STOCK, FROM NOVEMBER 15, 1882, TO NOVEMBER 15, 1883.

Name of Company.	Name of county through which line passes.	Location.	Date of filing articles of incorporation.	Amount of capital stock.
The Mexican Inter-State Telephone Company.....	Through the State of Ohio, States of Michigan and Guerrero, Mexico.....	Urbana, Champaign Co.....	Feb. 27 1883.	\$200,000
The Etna Telephone Company.....	To sell territory through the United States.....	Cincinnati.....	Mar. 6	100,000
The Egt. Telephone and Electric Company.....	Muskingum.....	Zanesville.....	April 17	100,000
The Muskingum Valley Telephone Company.....	Washington, Morgan, and Muskingum.....	Marietta.....	July 21	30,000
The Cincinnati Overland Telephone Company.....	Hamilton.....	Cincinnati.....	Aug. 22	80,000
The Miami Telephone Company.....	Greene.....	Xenia.....	Oct. 22	80,000

COMPANIES INCORPORATED FOR VARIOUS PURPOSES NOT INCLUDED IN OTHER CLASSIFICATIONS, WITH LOCATION, DATE OF FILING ARTICLES OF INCORPORATION, AND AMOUNT OF CAPITAL STOCK, FROM NOV. 15, 1882, TO NOV. 15, 1883.

Name of Company.	Purpose of organization.	Location.	Date of filing articles of incorporation.	Amount of capital stock.
The Athens Floral Co.....	Commercial culture and floriculture.....	Athens.....	Nov. 24 1882.	\$5,000
The Marcell Co.....	Coal and coke dealers, and transportation business.	Cincinnati.....	Nov. 25	50,000
Center Detective Association.....	Protection of property of its members.....	Cincinnati, Williams co.....	Nov. 27	3,000
The Jefferson Club, Cincinnati, Ohio.....	Advancement of the principles of Democracy, etc.	Franklin.....	Nov. 27
The Springfield Shooting and Fishing Club.....	Enforcement of the game laws, etc.....	Springfield.....	Nov. 28
The Putnam Park Association.....	Beautifying, etc, the public parks, highways, etc.....	Zanesville.....	Nov. 29
The Cleveland Society for organizing Charity.....	To reduce vagrancy and properly relieve the destitute.....	Cleveland.....	Dec. 1
The National Railway Car Advertising Co.....	Advertising in and upon railway cars in Ohio and other States.....	"	Dec. 1	10,000

The Hoover and Gaines Co.....	Montgomery county.....	4	75,000
The Morris Hardware Co.....	Youngstown.....	8	100,000
The Collier and Budd Coal Co.....	Cincinnati.....	11	100,000
The Cincinnati Oil Exchange Co.....	".....	11	
The Clinton Canvassing Co.....	Wilmington.....	12	15,000
The Ohio Wall Paper Co.....	Cincinnati.....	15	10,000
The Interlachen Winter Resort Co.....	Springfield.....	15	20,000
The Portsmouth Opera House Co.....	Portsmouth.....	16	25,000
The Western Meat Co.....	Cincinnati.....	18	50,000
The Platt R. Spencer Memorial Hall and Library Association.....	".....		
The Advance Elevator Co.....	Genoa.....	21	
The Toledo Liberal Shooting Co.....	Cincinnati.....	22	50,000
The Northwestern Cornet Band Co.....	Toledo.....	25	5,000
The Seth Green Club of Brown county, Ohio.....	Bryan.....	27	1,500
The Powers-Wilder Cattle Co.....	Higginsport.....	30	
The Advance Oil Co.....	Youngstown.....	2	70,000
The Lick Creek Detective Association.....	Cleveland.....	6	60,000
The Farmers Township Detective Association.....	Lick Creek.....	15	
The Drouillard Flume Co.....	Farmer township.....	17	
The Parker-Wise Co.....	Cincinnati.....	19	600,000
The Agricultural Fair Co.....	".....	20	50,000
The Manning Hydraulic and Steam Heating Co.....	Sharon tp., Richland co.....	27	10,000
The Napoleon Track and Fair Association.....	Cincinnati.....	8	50,000
The Dayton Base Ball Co.....	Napoleon.....	7	10,000
The Erie Elevator Co.....	Dayton.....	7	1,500
The Imperial Silver Band.....	Manfred.....	9	90,000
The Muldoon Center Base Ball Association Co.....	St. Mary's.....	13	600
The Chesslake Packet Co.....	Cincinnati.....	13	500
The Towers Club.....	Addison tp., Gallia co.....	14	10,000
Zanesville Gymnasium Club.....	Bowling Green.....	15	
The Evans Seed Oil Co.....	Zanesville.....	17	
The Saloon Keepers Association.....	Cleveland.....	20	300,000
The Order of Cincinnati.....	Cincinnati.....	23	
The Akron Business Men's Club Co.....	".....	24	
Hibernian Band of St. Rose's Church.....	Akron.....	26	40,000
Young Men's Democratic League of West Side.....	Lima.....	28	
The W. A. Archer Co.....	Cleveland.....	5	
The Farmersville Stock Co.....	Chillicothe.....	8	25,000
The Akron Athletic Club.....	Farmersville.....	12	200
The Hector Opera House Building Co.....	Akron.....	15	1,000
The Oakwood Athletic and Base Ball Association.....	Hector.....	16	2,500
The Olmer Hotel and Restaurant Co.....	Dayton.....	17	
The DeMar's Point Hunting and Fishing Club.....	Fremont.....	17	100,000
		20	
Growing and propagation of trees, plants, etc.....			
Buying and selling hardware, iron, stoves, etc.....			
Buying and selling all kinds of coal and coke.....			
To enable its members to mutually deal in oils.....			
Canning of fruits and vegetables.....			
Dealing in wall paper and interior decorations.....			
Locating, erecting and maintaining a club house in Florida.....			
Building and managing an opera house.....			
Purchasing and transporting all kinds of meats, etc.....			
To erect a memorial hall in honor of Platt R. Spencer and wife.....			
Transacting a storage warehouse and elevator business.....			
Mutual enjoyment of its members in hunting and fishing.....			
Improvement in music.....			
Protection of fish and game in Brown county.....			
Buying, selling, breeding and growing horned cattle.....			
To dispose of and grant right to use certain patents.....			
Protection of the property of its members.....			
".....			
".....			
The improvement of water ways.....			
General merchandising and dealing in stoves, etc., for steamboats and other water craft.....			
Encouragement of agriculture.....			
Furnishing water to drive hydraulic elevators, etc.....			
Organizing a fair and track association.....			
Encouraging the game of base ball and other athletic sports.....			
Erection and operation of grain elevators.....			
Study and practice of music.....			
Advancement of the profession of base ball.....			
Building, buying, and owning steamboats, etc.....			
Hunting, fishing, and field sports.....			
Gymnastic and acrobatic sports and exercises.....			
Acquiring ownership of Evans patent and others.....			
Persuading, promoting, and advancing the interest of its members.....			
Promoting such parades and pageants as will add to the attractiveness of Cincinnati.....			
Promotion of the business interests of Akron.....			
Cultivation of music among its members.....			
Knowledge of the principles of government.....			
Canning fruits and vegetables.....			
Erect and maintain a training track and stable.....			
To buy or lease suitable property for a gymnasium.....			
Erecting a building for amusements.....			
To maintain a base ball club.....			
Owning and carrying on hotels and restaurants.....			
Hunting and fishing.....			

COMPANIES INCORPORATED FOR VARIOUS PURPOSES—Continued.

Name of Company.	Purpose of organization.	Location.	Date of Incorporation.	Amount of capital stock.
The Sharp's Patent Boiler Cleaning Co.....	Vending and attaching Sharp's patent boiler cleaner.....	Cincinnati.....	1868.	\$100,000
The Blue Rock Spring Co.....	To establish a sanitarium.....	Cleveland.....	March 22	50,000
The Butchers Live Stock and Packing Co.....	Buying and selling live stock, packing and preserving meat.....	Cincinnati.....	26	25,000
The Lancaster City Hotel and Opera House Co.....	To erect a building for hotel, opera house, stores, etc.....	Lancaster.....	27	50,000
The Zanesville Oil Co.....	Production and sale of petroleum.....	Zanesville.....	28	10,000
The Parsonage Board of Trustees of the Osceola Circuit, Sandusky Annual Conference United Brethren in Christ Church.....	Holding and controlling property for parsonage purposes.....	Osceola.....	April 2
The Bradley Transportation Co.....	Carrying on the transportation business on the lakes and rivers.....	East Cleveland township.....	2	850,000
The Soldiers' and Sailors' Monumental Association.....	To erect a monument to the dead soldiers and sailors.....	Mt. Gilead.....	8
The Horse Protective Co.....	Protection of its members against horse thieves.....	McCluchenville.....	5
The Cleveland Oil Exchange.....	Buying, selling and trading in petroleum oil.....	Cleveland.....	10	80,000
The R. M. Denham Co.....	Hold an agricultural fair, and train and improve stock.....	Cincinnati.....	10	20,000
The Caldwell District Fair Co.....	The protection of game and fish.....	Caldwell.....	11	6,000
The Cincinnati Independent Shooting Club Co.....	To erect a soldiers monument.....	Cincinnati.....	11	989
The Sandusky County Soldiers' Monumental Association.....	To purchase the patents known as Rote automatic brake.....	Fremont.....	19
The Rote Automatic Brake Co.....	Transporting of water through tubes and pipes.....	Mansfield.....	21	5,000,000
The Xenia Water Works Co.....	Buying, selling, and dealing in all kinds of lumber.....	Xenia.....	1	50,000
The Ohio Lumber Co.....	Constructing buildings to be used as hotels, etc.....	Cleveland.....	2	15,000
The Lafayette Hall Co.....	Locate, establish, and maintain a driving park.....	Martin's Ferry.....	2	15,000
The Cleveland Driving Park Co.....	To provide an asylum for the aged and infirm.....	Cleveland.....	3	100,000
The Home for the Jewish Aged and Infirm of Cincinnati.....	Isaacites of Cincinnati.....	Cincinnati.....	5
The Electric Burglar and Fire Alarm Co.....	Selling and furnishing electric burglar and fire alarms.....	".....	16	100,000
The Middleburg Cornet Band.....	Advancement of the science of music.....	Middleburg.....	15
Fay's Cornet Band of Cleveland, Ohio.....	Musical advancement.....	Cleveland.....	16
The Happy Hollow Joint Stock Co.....	Purchase of a lot and erect a building.....	Happy Hollow.....	1	800
The Gurney Photo Co.....	To furnish cabs for transportation.....	Cincinnati.....	16	12,000
The Kinsman Rink and Hall Co.....	Lease, purchase, or build a hall.....	Kinman.....	27	1,500

INCORPORATIONS.

Company Name	Object	City	Date	Capital
The Sandusky Pickling and Canning Co.	Canning, pickling, and preserving fruits and vegetables	Sandusky	July 2	\$10,000
Isaak Walton Club	Growing fish for use of members	Marion	July 3	1,000
The Bucyrus Water Co.	Supplying water for fire, sanitary, and domestic purposes	Bucyrus	9	80,000
The Franco-American Co.	Settlement and management of estates	Cincinnati	12	250,000
The Fayette Fair Co.	Promote the stock, manufacturing, and agricultural interests of Fayette county	Washington C. H.	12	12,000
The Excelsior Refining Co.	Buying, selling, refining, and compounding petroleum	Cleveland	18	100,000
The Toledo Coal and Ice Co.	Cutting, storing, and selling ice and coal	Toledo	18	150,000
The Soldiers' Monumental Association	Erection of a suitable soldiers' monument	Marion	18	20,000
The Cincinnati and St. Louis Live Stock Co.	Breeding of and dealing in live stock	Cincinnati	18	500,000
The Crescent Orange Grove Co.	Raising of oranges, lemons, and other tropical fruits	Steubenville	19	100,000
The Farmers' and Mechanics' Tri-County Fair Association	Purchase and improve grounds for a tri-county fair	Ada	19	5,000
The Champion Coal and Ice Co.	Purchase, storage, and sale of coal and ice	Springfield	20	20,000
The Defiance County Soldiers' and Sailors' Monumental Association	Erecting and maintaining a monument	Cincinnati	25	3,000
The Cincinnati Warehouse and Mating Co.	General storage and mating business	Cincinnati	26	250,000
The Grand Army Hall Co.	Purchasing and leasing ground for erecting a hall	London	10	5,000
The Circleville Gymnasium Co.	To improve the physical condition of its members	Circleville	10	2,000
The United States Fire Proof Lumber Co.	To render wood and other combustibles fire proof	Cincinnati	18	500,000
The Genoa Driving Park Co.	Constructing a driving park for training horses	Genoa	20	2,000
The Kinsman Planing Mill Co.	Operating a planing mill	Kinsman	29	5,000
The Leetonia Lumber Co.	Buying and selling lumber and timber	Leetonia	30	25,000
The Chamber of Commerce of Lorain	For bettering the condition of business	Lorain	31	10,000
The Hughes Meat Co.	Buying, selling, and slaughtering live stock	Cleveland	31	10,000
The Circleville and Yellow Bud Turnpike Co.	To construct a turnpike and collect toll	Circleville	1	100,000
The Hamilton Distilling Co.	General distilling business and deal in live stock	Hamilton	3	100,000
The St. Clair Springs Co.	Conducting a place of resort for pleasure, etc	St. Clair Springs	4	50,000
The Leetonia Club	Acquisition of political knowledge	Cleveland	10	20,000
The Kishon Flour Co.	Deal in flour, grain, and mill-feed	Cincinnati	11	20,000
The Middletown Base Ball Association Co.	Playing of base ball and other field games	Middletown	13	500
The Star Orange Co.	To grow and sell oranges and other fruit	Steubenville	13	10,000
The C. H. Bishop Flour Co.	To buy and sell flour, grain, and mill-feed	Cincinnati	14	20,000
The Home Agricultural Society	Holdings agricultural fairs	Rome Corners	18	50,000
The Wellbrook Magnesian Springs Co.	Erect a hotel and building cottages	Wellbrook	24	25,000
The Water Service Safety Co.	To conduct a general business of plumbing	Cincinnati	24	10,000
The Cincinnati Railway Club Co.	Promotion of the interests of the railway service	Cincinnati	24	10,000
The Ashabula Society for the Prevention of Cruelty to Animals	Prevention of acts of cruelty to animals	Ashabula	28	5,000
The McMedons Grocery and Produce Exchange Co.	Grocery and produce business	Cincinnati	9	5,000
The Rector, Wardens, and Vestrymen of St. Paul's Church	To manage the temporal affairs of a church	Akron	12	20,000
The Southern Whariboat Co.	Buying, owning, and operating whariboats and appurtenances	Cincinnati	15	900
The Brunswick Club	Maintain a club-house or club-rooms	Newark	16	900
The D. W. Moody Dress-cutting and Dress-making School and Taylor System Co.	To establish a general school of dress-cutting and dress-making	Cincinnati	16	25,000

COMPANIES INCORPORATED FOR VARIOUS PURPOSES, ETC.—Concluded.

Name of Company.	Purpose of organization.	Location.	Date of filing articles of incorporation.	Amount of capital stock.
The Thierman Process Co	Improvement of whiskeys and other spirits	Cincinnati	1893.	10,000
The C. R. Talbot Co.	Conducting a general iron commission business	"	Oct. 17	10,000
The Queen City Indemnity Co.	Negotiations for the sale of commercial paper	"	18	20,000
The Jefferson Club	Perpetuation of the principles of Democracy	Dayton	18	2,500
The Sportsmouth Base Ball Co.	Maintain and encourage the game of base ball	Sportsmouth	23	60,000
The Coleman Stone Co.	Quarry and sell building and other stone	Cleveland	24	70,000
The Upper Bucara Vista Free Stone Co.	Quarry stone for building and other purposes	Given's Landing	26	2,500
The Cincinnati Dramatic Festival Association	To promote the drama	Cincinnati	Nov. 3	2,500
The Hospital of the Protestant Episcopal Church in the Diocese of Southern Ohio	To provide medical and surgical aid and nursing for sick and infirm	"	8	10,000
The Old Fellows Building Co.	To build a hall for DeKalb Lodge No. 13, I. O. O. F.	Manchester	12	10,000

INCORPORATIONS.

COMPANIES WHOSE CAPITAL STOCK HAS BEEN INCREASED, WITH DATE OF FILING CERTIFICATE, THE AMOUNT OF ORIGINAL CAPITAL STOCK, THE AMOUNT OF INCREASE, AND PRESENT CAPITAL STOCK, FROM NOVEMBER 15, 1882, TO NOVEMBER 15, 1883.

Name of Company.	Date of filing certificate.	Amount of original capital stock.	Amount of increase.	Present amount of capital stock.
1882.				
The Mount Adams Building Company	November 29.....	\$75,000	\$75,000	\$150,000
The Worwick Manufacturing Company of Cleveland.....	December 2.....	100,000	50,000	150,000
The Sandusky Plow Company of Sandusky.....	8.....	10,000	40,000	50,000
The Mutual Home and Savings Association of Dayton.....	19.....	1,000,000	3,000,000	4,000,000
The Toledo Mower and Reaper Company of Toledo.....	21.....	50,000	450,000	500,000
The Cummer Engine Company of Cleveland.....	23.....	150,000	100,000	250,000
The Columbus Gas-Light and Coke Company of Columbus.....	26.....	400,000	600,000	1,000,000
1883.				
January				
The Akron Stove Ware Company	6.....	12,000	38,000	50,000
The United Railroads Stock Yard Company.....	6.....	785,000	500,000	1,285,000
Turner Bau Verein No. 3, of Cincinnati.....	9.....	400,000	1,000,000	1,400,000
The Troy Spring Wagon and Wheel Works Company	11.....	60,000	60,000	120,000
The Newark Machine Company	18.....	200,000	100,000	300,000
The Eckstein White Lead Company	20.....	500,000	500,000	1,000,000
The Western Reserve Stock Company	19.....	10,000	20,000	30,000
The Cincinnati and Spring Grove Avenue.....	20.....	100,000	500,000	600,000
The Lectonia Tool Company.....	22.....	20,000	10,000	30,000
Commercial Bank of Cincinnati.....	24.....	200,000	300,000	500,000
The Newark Somerset and Straitsville Railroad Company.....	29.....	795,550	222,050	1,017,600
The Queen City Malleable Iron Company	3.....	200,000	50,000	250,000
The Gill Car Manufacturing Company	5.....	200,000	200,000	500,000
The Steel Bow Socket Company.....	20.....	15,000	15,000	30,000
The White Sewing Machine Company	20.....	112,500	1,087,500	1,200,000
The Peoples' Gas Light Company.....	24.....	300,000	200,000	500,000
The Madison Wheel Company.....	27.....	25,000	25,000	50,000
The Melrose Sewing Machine Company	27.....	40,000	200,000	240,000
The Parkin File Company.....	2.....	60,000	40,000	100,000
Kings Great Western Powder Company.....	3.....	250,000	75,000	325,000
The Cincinnati and Eastern Railway Company.....	6.....	2,000,000	1,000,000	3,000,000
The Ohio Central Barge and Coal Company.....	10.....	200,000	100,000	300,000

COMPANIES WHOSE CAPITAL STOCK HAS BEEN INCREASED, ETC.—Continued.

Name of Company.	Date of filing certificate.	Amount of original capital stock.	Amount of increase.	Present amount of capital stock.
	1883.			
The Cincinnati, Wheeling and New York Railroad Company.....	March 10.....	\$5,000,000	\$5,000,000	\$10,000,000
The Door, Sash and Lumber Company.....	13.....	100,000	100,000	200,000
The Cincinnati and Eastern Connection Railway Company.....	17.....	100,000	900,000	1,000,000
The Woodward Bau and Letz V'rein of Cincinnati.....	17.....	400,000	600,000	1,000,000
The Miami Powder Company.....	26.....	100,000	100,000	200,000
The Cleveland Dyer Company.....	26.....	50,000	50,000	100,000
The Murphy & Company.....	27.....	150,000	450,000	600,000
The Seventeenth Ward Building and Loan Company.....	30.....	150,000	850,000	1,000,000
The Russell & Company.....	30.....	500,000	500,000	1,000,000
The Columbus Cabinet Company.....	11.....	50,000	100,000	150,000
The Falcon Hall Company.....	13.....	1,500	1,500	3,000
The Union Lasing Company.....	28.....	14,000	14,000	28,000
The National Manufacturing Company.....	1.....	10,000	5,000	15,000
The Union Distilling Company.....	7.....	100,000	350,000	450,000
The Etna Telephone Company.....	7.....	100,000	50,000	150,000
The Cincinnati Gas-Light and Coke Company.....	8.....	4,250,000	750,000	5,000,000
The Case Manufacturing Company.....	12.....	15,000	85,000	100,000
The Mount Adams and Eden Park Incline Railway.....	19.....	1,000,000	60,000	1,060,000
The Southern Ohio Brick Tile Manufacturing Company.....	24.....	50,000	25,000	75,000
The Big Four Building and Saving Company.....	24.....	250,000	750,000	1,000,000
The Lowell Milling Company.....	4.....	40,000	10,000	50,000
The Ohio Smoke Consuming Company.....	7.....	700,000	300,000	1,000,000
The Wilson & McCally Tobacco Company.....	9.....	100,000	100,000	200,000
The Brooklyn Street Railroad Company.....	30.....	60,000	240,000	300,000
The Consolidated Tank Line Company.....	5.....	200,000	100,000	300,000
The Caldwell District Fair Company.....	11.....	6,000	4,000	10,000
Oxford Loan and Building Association.....	16.....	400,000	400,000	800,000
The Clarke Automatic Steam Valve Company.....	18.....	50,000	950,000	1,000,000
The City and Suburban Telegraph Association.....	25.....	1,000,000	1,500,000	2,500,000
The West End Honestead Company.....	31.....	500,000	1,500,000	2,000,000
The Actna Iron and Nail Company.....	3.....	200,000	200,000	400,000
The Portage Straw Board Company.....	22.....	150,000	850,000	1,000,000

The Steubenville Bottle Works Company	24.....	18,000	17,000	35,000
The Metropolitan Street Railway Company.....	31.....	40,000	60,000	100,000
The Harrison Building and Deposit Company	5.....	150,000	100,000	250,000
The Star Building Association No. 3 Company.....	5.....	500,000	1,500,000	2,000,000
The Champion Coal and Ice Company	11.....	20,000	30,000	50,000
The Youngstown Steel Company.....	13.....	50,000	50,000	100,000
The Lima Gas-Light Company.....	14.....	60,000	240,000	300,000
The Chicago and Atlantic Railway Company.....	19.....	10,000,000	5,000,000	15,000,000
The Lackawana Wabash and Western Railway Company.....	22.....	400,000	89,600,000	90,000,000
The Urbana Gas-Light and Coke Company.....	2.....	30,000	30,000	60,000
The Tipp Paper Company.....	12.....	50,000	20,000	70,000
The Superior Street Railroad Company	27.....	150,000	350,000	500,000
The Muskingum River Railway Company.....	29.....	50,000	280,000	330,000
The Huss Brothers Bar Fixtures Company.....	9.....	20,000	10,000	30,000
September				
October				
November				

COMPANIES WHOSE CAPITAL STOCK HAS BEEN DECREASED, WITH LOCATION, DATE OF FILING CERTIFICATE, AMOUNT OF DECREASE, PRESENT AMOUNT OF CAPITAL STOCK, FROM NOVEMBER 15, 1882, TO NOVEMBER 15, 1883.

Name of Company.	Location.	Date of filing certificate.	Amount of decrease.	Present amount of capital stock.
The Waechter and Eric Publishing Company.....	Cleveland	December 5 1882.	\$10,000	\$40,000
The United Railroad Stock Yard Company.....	Cincinnati	December 27 1883.	215,000	785,000
The College of Music, of Cincinnati.....	" "	February 8 1883.	46,450	8,550
The Middle Bass Steam Boat Company.....	Toledo	March 12	9,000	6,000
The Cleveland Electric Manufacturing Company.....	Cleveland	March 28	120,000	30,000
The Perin and Galt Manufacturing Company.....	Cincinnati	March 29	201,000	200,000
The Johns-Thompson Company.....	" "	May 4	25,000	50,000
The Ohio Candle Company.....	" "	October 11	40,000	100,000
The American Union Electric Company.....	" "	October 18	80,000	20,000
The Wooster Refrigerator Manufacturing Company.....	Wooster	October 31	10,000	20,000

INCORPORATED COMPANIES WHOSE NAMES HAVE BEEN CHANGED, WITH DATE OF FILING CERTIFICATE, FROM NOVEMBER 15, 1882, TO NOVEMBER 15, 1883.

Old Name of Company.	Change of name to	Date of filing certificate.
Corns Iron Company	The Trumbull Iron Company	1882, November 16
The Columbus and Cincinnati Railroad Company	The Columbus and Cincinnati Midland Railroad Company	1883, November 18
The Brush Electric Light and Motor Company	The Dayton Electric Light Company	1883, January 12
The Backus Oil and Car Gease Manufacturing Company	The Cincinnati, Wheeling, and New York Railroad Company	1883, February 1
The Wheeling and Cincinnati Mineral Railway Company	The Cincinnati News Publishing Company	1883, February 28
The Cincinnati Publishing Company	The Cincinnati Connection Belt Railway Company	1883, March 5
The Cincinnati and Eastern Company	The City Provision Company	1883, May 5
The C. Beck Provision Company	The Cincinnati Union Stock Yard Company	1883, June 8
The United Railroads' Stock Yard Company	The Forest City Varnish Company	1883, June 28
The Toledo Spring Bed Manufacturing Company	The Perfection Manufacturing Company	1883, July 7
Oviatt Manufacturing Company	The Willoughby Manufacturing Company	1883, August 10
The Maxahala Coal and Iron Company	The Buckeye Creek Coal and Iron Company	1883, September 20
The Columbus and Cincinnati Railroad Company	The Ohio Valley Mutual Fire Insurance Company	1883, September 29
The Woodfield and Steubenville Mutual Insurance Company	The Henry M. Backus Oil Company	1883, October 15
The Niagara Refining Company	The Columbus Hollowware Company	1883, October 18
The Harker Manufacturing Company		

COMPANIES FILING CERTIFICATES OF SUBSCRIPTION TO CAPITAL STOCK, FROM NOVEMBER 15, 1882, TO NOVEMBER 15, 1883.

Name of Company.	Date of filing certificate.	
	1882.	
The Akron Live Stock Company.....	November	18
The Toledo Brush Electric Light Company.....		20
The Sun Publishing Company.....		21
The Plank Road Loan and Building Company		22
The Silver Belt Company		22
The Gold King Company		22
The Slater Mill Company		23
The Tricycle Manufacturing Company		23
The Lowell Milling Company.....		23
The Triumph Manufacturing Company		25
The Mt. Lookout Building and Loan Company.....		25
The Columbus Base Ball Company		29
The Kelly Nail and Iron Company.....		29
The Sturdevant Lumber Company.....	December	1
The Cincinnati Boulder Supply Company.....		1
The Sixteenth Ward Building Association Company.....		1
The James Richey Manufacturing Company		2
The Weir Frog Company		2
The D. C. Hall Manufacturing Company.....		4
The Bank Street Loan and Building Association Company		4
The American Health Company.....		4
The Russell Wrench and Novelty Manufacturing Company		7
The Cincinnati Linseed Oil Company.....		8
The Seymour Shoe Company.....		9
The Bell Waterphone Company		11
The Ohio Law Publishing Company		12
The Empire Manufacturing Company		12
The Van Wie Manufacturing Company		14
The Toledo and Michigan Railway Company.....		14
The Columbus Watch Company.....		15
The Edson Type Case Company.....		18
The Union Lasting Tool Company.....		19
The Torsion Balance and Scales Company		21
The Pittsburgh, Akron and Chicago Railroad Company.....		22
The Pittsburgh and Maumee River Railroad Company.....		22
The Cheshire and Edwards Sewing Machine Company		22
The Muskingum River Railway Company.....		22
The Eagle Stock Company ..		23
The Wooster Hotel Company		23
The Krebs Lithograph Company		23
The Razor Blade Shear Manufacturing Company		25
The Ohio Valley Construction Company		25
The Taylor Drain Tile Company.....		27
The Williams Mining Company		27
The Archer Mining Company		30
	1883.	
The Globe Printing and Publishing Company	January	5
The Columbus and Ft. Wayne Railway Company		6
The Mutual Benefit Building and Loan Association Company		6
The Hoover and Gaines Company		8
The Wills Carriage Company.....		11
The Main Street Building and Loan Company.....		12
The Broadway Building and Loan Company		13
The Morris Hardware Company.....		13
The P. J. Marque Manufacturing Company		15

COMPANIES FILING CERTIFICATES OF SUBSCRIPTION, ETC.—Continued.

Name of Company.	Date of filing certificate.	
	1883.	
The Conger Mining Company	January	16
The Franklin Mining Company.....		16
The Marmet Company		17
The German Building and Loan Company		17
The National Railway Car Advertising Company		17
The Citizens' Street Railway Company.....		18
The Trembath Medical College		18
The Black & Clawson Company		18
The Greenville, Versailles and Northeastern Railroad Company.....		19
The Ohio Wall Paper Company		19
The Melone Sewing Machine Company		23
The Athens Floral Company		24
The Advance Elevator Company		25
The Motherwell Iron and Steel Company		25
The Lessees of the Telembi Mining Company.....		31
The Sohn Ridge Implement Company	February	2
The Spring Grove Avenue Loan and Deposit Company		3
The Cambridge Gas Light Company.....		5
The Cincinnati Stamping Company.....		6
The Review Publishing Company.....		6
The Fostoria Manufacturing Company		7
The Western Meat Company		8
The Paige Car Wheel Company		8
The Powers Wilder Cattle Company		12
The Ironton Fire Brick Company.....		17
The Huron Lime Company.....		19
The Enquirer Job Printing Company		20
The Gifford Car Coupling and Manufacturing Company		21
The Cleveland Hoop Company		22
The Ironton and Hecla Railway Company		23
The King Varnish Company		26
The Agricultural Fair Company		27
The Haydenville Mining and Manufacturing Company		27
The Cincinnati Journal Company		27
The Liquid Soap Company		28
The Malta Building and Loan Company	March	1
The Columbus Hocking Coal and Iron Company		1
The Canton Glass Company.....		5
The Associated Order of Accepted Friends.....		5
The Springfield Manufacturing Company.....		5
The Summit Mining Company.....		6
The Lorain Lumber and Manufacturing Company.....		6
The Guttenburg Loan and Building Company.....		7
The Parrott Manufacturing Company.....		12
The Solid Steel Company.....		13
The Scioto Shoe Manufacturing Company.....		14
The Arizona Butte Mining Company.....		14
The Cincinnati Transfer Railroad Company		14
The Chemical Manufacturing Company		16
The Helvetia Loan and Building Company		16
The Evans Seed Oil Company.....		17
The Dayton Base Ball Club.....		17
The Cleveland Linseed Oil Company		17
The National Cable Power Company.....		17
The Cleveland, Lorain and Wheeling Railroad Company		17
The Sippo Valley Glass Company.....		19

DATE OF FILING CERTIFICATE OF SUBSCRIPTIONS, ETC.—Continued.

Name of Company.	Date of filing certificate.
	1883.
The Miami Valley Railway Company	March 19
The Wooster Refrigerator Company	19
The D. W. Archer Company	20
The Union Distilling Company.....	22
The Columbus Bridge Company.....	22
The Akron Iron Company.....	26
The Brownwell Brush and Wire Goods Company.....	27
The Fireside Friend Publishing Company.....	28
The Sandusky Basket Company.....	28
The Miamisburg Binder, Twine and Cordage Company	29
The Etna Telephone Company.....	30
The Toledo, Indianapolis and St. Louis Railway Company.....	31
The Warner Paint Company.....	April 2
The Fifth Street Railroad Company.....	2
The Columbus Times Company.....	3
The Parker Wise Company.....	3
The Coss Manufacturing Company.....	4
The Lancaster Hotel and Opera House Company	4
The Springfield Brass Company	5
The Ashland Manufacturing Company.....	7
The Lancaster Hotel and Opera House Company.....	7
The Bradley Transportation Company.....	9
The Cleveland Safe Deposit Company.....	9
The Commercial Gazette Company	12
The Superior Building and Loan Association Company.....	13
The Matt Morgan Pottery Company	13
The Advance Printing Company.....	16
The Middlepoint Normal School.....	16
The Billings, Taylor & Co. Company.....	16
The Johns-Thompson Company	20
The Old Reliable Building Association.....	20
The Blue Rock Spring Company.....	21
The Garfield Coal Company.....	23
The Hill Top Building, Savings and Loan Company	23
The Rolling Mill Railroad Company	23
The Gallia Building and Loan Company	25
The Fremont Brush Company.....	30
The Clough Stone Company.....	May 1
The Caldwell District Fair Company.....	7
The Barnesville Glass Company	7
The Egan Telephone Company.....	7
The Gualey River Lumber and Mining Company.....	7
The N. U. Walker's Clay Manufacturing Company	8
The Zanesville Electric Company.....	9
The Poland Coal Company.....	10
The Canton Brass Company.....	11
The Sargeant Manufacturing.....	11
The Ohio Lumber Company.....	11
The Thomas Gibson Company	14
The McGowan Pump Company.....	14
The Standard Gas-Light and Coke Company	15
The Excelsior Galvanizing and Specialty Company.....	17
The Grand Vein Gold and Silver Mining Company.....	17
The Sterling Coal Company	19
The Chas. E. Egan Electric and Mechanical Company.....	21
The Akron Electric Light and Power Company.....	21
The Cleveland Driving Park Company.....	22
The Consolidated Vapor Stove Company.....	23

DATE OF FILING CERTIFICATE OF SUBSCRIPTIONS, ETC.—Continued.

Name of Company.	Date of filing certificate.	
	1883.	
The Barringer Gold Mining Company.....	May	23
The Western Coal Company.....		23
The Plain City Paper Company.....		24
The People's Co-operative Store Company.....		25
The Cottage Building and Loan Company.....		26
The American Union Electric Company.....		26
The Wilcox Journal Box Company.....		28
The Historical Family Record Publishing Company.....		30
The Nelson Business College.....		30
The Columbus Boot and Shoe Manufacturing Company.....	June	1
The Citizens' Gift Building and Loan Company.....		2
The Canton Steam Heater Company.....		4
The Findlay Loan and Building Company No. 3.....		5
The Forest City Naptha Company.....		5
The Monarch Building and Loan Association Company.....		5
The Hoffman Manufacturing Company.....		6
The Xenia Twine and Cordage Company.....		6
The Sandusky Fertilizer Company.....		7
The Supreme Loan and Building Company.....		9
The Hocking Valley Fire Brick Company.....		9
The Delphos Building Association Company.....		11
The Home Security Company.....		11
The Taylor & Boggis Foundry Company.....		13
The Latrobe Coal and Iron Company.....		13
The Economy Fuel and Steam Company.....		13
The Hall Coal Company.....		14
The Buckeye Car and Manufacturing Company.....		15
The Novelty Foundry Company.....		16
The Zanesville, McConnelsville, and Pomeroy Railway Company.....		19
The Superior Manufacturing Company.....		22
The Toledo Bolt and Nut Company.....		22
The Geo. D. Newhall Company.....		25
The Union Central Loan and Building Company.....		25
The Youngstown Car Manufacturing Company.....		25
The Buckeye Manufacturing Company.....		27
The Union Shoe Company.....		27
The Akron Business Men's Club Company.....		28
The Clarke Automatic Steam Valve Company.....		28
The Ottawa Gate Manufacturing Company.....		28
The Pleasant Ridge Building and Loan Company.....		28
The Greenville Cigar, Cigar-Box, and Tobacco Company.....	July	6
The Encaustic Tiling Company.....		9
The Collins Manufacturing Company.....		10
The Forest City Ice Company.....		12
The German-American Building and Loan Company.....		13
The Cleveland Press Brick Company.....		14
The Kinaman Rink and Hall Company.....		16
The Champion Coal and Ice Company.....		25
The Excelsior Refining Company.....		25
The Deering Seamless Barrel Company.....		25
The Ohio Power and Light Company.....		25
The National Machinery Company.....		26
The Portsmouth Belt Railroad Company.....		26
The Cincinnati and St. Louis Live Stock Company.....		27
The Globe Engine Company.....		30
The New Veteran Loan and Building Association Company.....		30
The Elmont Building and Savings Company.....		30
The Buckeye Valley Stone Company.....		30

DATE OF FILING CERTIFICATE OF SUBSCRIPTIONS, ETC.—Continued.

Name of Company.	Date of filing certificate.	
	1883.	
The Gest Street No. 2 Building and Loan Association	August	1
The Railroad Supply Company		1
The Twelfth Ward Building and Loan Company.....		1
The West Cincinnati Turner Building Company.....		1
The Worden Tool Company		2
The Columbus Warm Air Furnace Company.....		2
The Cleveland Railroad, Construction, and Equipment Company.....		3
The Standard Lighting Company.....		9
The National Sewer Pipe Company.....		9
The Lackawana, Wabash and Western Railroad Company.....		11
The Akron and State Line Railroad Company.....		11
The Willow Bank Railroad Company.....		13
The Iron Building and Loan Association.....		13
The Water Elevator Company.....		14
The John Street Building and Loan Company.....		14
The Equality Building Association Company.....		15
The Bassett & Lohr Manufacturing Company.....		15
The Circleville Gymnasium Company.....		15
The Cincinnati Mating Company.....		16
The Champion Electric Light Company.....		16
The Kinsman Planing Mill Company.....	September	1
The Hurd Coal Company.....		3
The C. Klein Flour and Feed Company.....		3
The Republican Gazette Publishing Company.....		5
The Seneca Coal Company.....		6
The American Sash Balance and Sash Lock Company		13
The Muskingum River Construction Company.....		13
The Toledo Paint and Supply Company.....		14
The Davis Cane Mill Company		17
The C. H. Bishop Flour Company.....		17
The Centerburg Manufacturing Company.....		18
The Leetonia Lumber Company.....		18
The Circleville Electric Company.....		19
The Lake Shore and Sunday Creek Coal and Mining Company.....		20
The Fidelity Safe Deposit and Trust Company		21
The Boulton Carbon Company		21
The London Rubber Company		21
The Bucyrus Water Works Company.....		22
The Franco-American Company.....		22
The Standard Fire Insurance Company		22
The Inventors' Manufacturing Company.....		25
The Hugh McKenzie Manufacturing Company.....		28
The Star Match Company.....		28
The U. S. Manufacturing Company.....		28
The Green Street No. 2 Loan and Building Company		28
The Exposition Building and Loan Company.....		30
The House & Palmer Company.....	October	1
The Fireman No. 2 Loan and Building Company.....		1
The Columbus Electric Light and Power Company.....		1
The Hanover Building Association Company.....		3
The Fort Wayne, Detroit and Canada Southern Railway Company.....		4
The Ohio Fire Brick Company.....		5
The Continental Cabinet Company		8
The Goshen Iron Company.....		10
The Hughes Meat Company.....		12
The Cleveland Electric Company.....		12
The Dayton Plow Company		15

DATE OF FILING CERTIFICATE OF SUBSCRIPTIONS, ETC.—Concluded.

Name of Company.	Date of filing certificate.
	1883.
The Sandusky, Ashland and Coshocton Railroad Company	October 16
The Tiffin Edison Electric Illuminating Company	16
The Westwood Homestead Company	16
The Lytle Building and Loan Company	22
The Euclid Railroad Company	22
The Kreimer and Brothers Furniture Company	24
The Cincinnati Independent Shooting Club	25
The Miami Telephone Company	27
The Circleville Edison Illuminating Company	27
The New Carlisle Camp Meeting Company	30
The Genoa Driving Park Company	November 1
The Central Avenue Loan and Building Association	6
The Alliance Paint Company	8
The Ouray Mining and Hotel Company	8
The Hunter Sifter Company	13
The Mt. Vernon Linseed Oil Company	12
The Toledo Belt Railway Company	13
The Central Oil and Soap Company	13
The Ohio Railroad Company	14
The Union League Publishing Company	14
The Portsmouth Base Ball Company	14

RAILWAY EQUIPMENT CONTRACTS FILED DURING THE YEAR ENDING NOVEMBER 15, 1888, WITH DATE OF FILING.

Party of the first part.	Party of the second part.	Date of filing.
William G. Deahler	The Columbus, Hocking Valley and Toledo Railway Company	1888, November 15
The Pullman Palace Car Company	The Toledo, Cincinnati and St. Louis Railroad Company	1888, January 22
Boston Car Trust Association	The Connotton Valley Railway Company	30
M. Jamieson	The Cincinnati and Eastern Railway Company	February 20
Barney & Smith Manufacturing Company	The Cincinnati, Indianapolis, St. Louis and Chicago Railroad Company	March 20
R. Suydam Grant	The Cincinnati Northern Railway Company	April 6
E. B. Phillips, Trustee	The Cleveland, Lorain and Wheeling Railroad Company	20
Turlington W. Harvey and Franklin D. Gray, Trustees	The Cleveland, Columbus, Cincinnati and Indianapolis Railway Company	27
J. H. Wade	The Lake Erie and Western Railway Company	3
Brooks' Locomotive Company	The Valley Railway Company	10
W. S. Jones	The Lake Erie and Western Railway Company	17
Brooks' Locomotive Company	The Lake Erie and Western Railway Company	2
J. H. Wade	The Cleveland, Columbus, Cincinnati and Indianapolis Railway Company	6
The Boston Equipment Company	The Connotton Valley Railway Company	7
Turlington W. Harvey and Franklin D. Gray, Trustees	The Lake Erie and Western Railway Company	7
Blain Brothers	The Toledo, Cincinnati and St. Louis Railroad Company	18
The Boston Car Trust Company	The Connotton Valley Railway Company	11
George J. McCourkey, Trustee	The Ohio Central Railroad Company	16
The Railroad Equipment Company	The Cincinnati Northern Railway Company	22
		September 24

MISCELLANEOUS CERTIFICATES.

RAILROADS—CURING DEFECTS, CHANGE OF ROUTE, AND BRANCH LINES.

December 20, 1882. The Valley Railway Company—Location of branches through the counties of Cuyahoga, Summit, Stark, Tuscarawas, and Carroll.

March 14, 1883. The Bellaire, Beaver Valley, and Shawnee Railway Company—Location of branches through the counties of Harrison, Morgan, and Washington.

March 15, 1883. The Cincinnati, Hocking Valley, and Huntington Railroad Company—Change of route, to include Pickaway county in articles of incorporation.

September 10, 1883. The Columbus and Eastern Railroad Company—Location of a branch line through the counties of Muskingum and Perry.

September 21, 1883. The Metropolitan Street Railway Company—Amended certificate, curing defects in certificate to increase of capital stock.

COLLEGES AND SOCIETIES—SCHEDULE OF PROPERTY, ETC.

February 12, 1883. Northeastern Ohio Medical College—Schedule of property, under Section 3726, Revised Statutes.

May 4, 1883. The Northeastern Ohio Normal School Association—Schedule of property, under Section 3726, Revised Statutes.

October 18, 1883. The Ajax Electro-Technical College—Schedule of property, under Section 3726, Revised Statutes.

October 31, 1883. The American Health College and Religo-Medical Society—Schedule of property, under Section 3726, Revised Statutes.

MISCELLANEOUS.

December 11, 1882. The William Anson Wood Mower and Reaper Company—Extension of operations.

March 7, 1883. The American Chromo Company—Change of shares, from ten shares of \$2,000 each, to twenty shares of \$1,000 each.

March 14, 1883. The Evangelist Gold and Mining Company—Consolidated with the Arizona-Butte Mining Company.

March 19, 1883. Cincinnati Chamber of Commerce and Merchants' Exchange—Acceptance of provisions of Section 3831, Revised Statutes.

March 27, 1883. The Lancaster City and Opera House Company—Waiver of notice, under Section 3242, Revised Statutes.

April 11, 1883. The First Presbyterian Church and the Central Presbyterian Church—Consolidated under new name, The Presbyterian Church of Circleville, O.

April 17, 1883. The Home Building and Loan Company—Curative amendments to articles of incorporation.

June 12, 1883. The Jelloway Mutual Aid Association—Certificate amending and curing defects in articles of incorporation.

June 23, 1883. The Falls River Company—Extensions of operations.

August 15, 1883. The Happy Hollow Joint Stock Company—Change of number of shares from twenty at \$1.00 each, to fifty at \$1.00 each.

October 10, 1883. The Scioto Valley Bank of Kingston—Certificate complying with Section 7629, Revised Statutes.

PAPER AND STATIONERY ACCOUNT.

FROM NOVEMBER 15, 1882, TO JANUARY 8, 1883,

AND

FROM JANUARY 8, 1883, TO NOVEMBER 15, 1883.

PAPER ACCOUNT.

FROM NOVEMBER 15, 1882, TO JANUARY 8, 1883.

From whom purchased.	Double super royal.			Super royal.			Brochure cover.		
	Reams.	Sheets.	Cost.	Reams.	Sheets.	Cost.	Reams.	Sheets.	Cost.
In stock November 15, 1882	336	33	\$1,698 15	10	410	\$153 08	2	340	\$11 72
Ohio Paper Company	1,060		5,068 91						
Myers Bros., settlement.....	45		215 19						
G. J. Brand & Co., settlement.....	28	180	135 60				32	56	131 71
Ross, Robbins & George							62	144	250 60
Totals	1,469	213	\$7,117 85	10	410	\$153 08	96	468	\$304 12
To whom issued, to January 8, 1883.									
Executive Department.....									
Secretary of State.....									
Auditor of State.....									
Treasurer of State									
Senate.....									
House of Representatives.....									
Supreme Court Clerk.....									
Adjutant-General.....									
Insurance Department.....									
Railroad Commissioner.....									
School Commissioner.....									
Agricultural Department.....									
Supervisor of Public Printing.....									
Mine Inspector.....									
Labor Bureau.....									
Board of State Charities.....									
Board of Public Works.....									
Myers Bros., State Printers.....	345		\$1,064 19						
State Bindery.....	24		115 80						\$3 20
G. J. Brand & Co., State Printers.....	428	180	2,056 20	1		\$14 69	61	140	254 91
J. H. Bowman, Public Printer									
Totals	797	180	\$3,836 19	1		\$14 69	63	296	\$264 47

PAPER ACCOUNT.

FROM NOVEMBER 15, 1882, TO JANUARY 8, 1883.

Double medium.			Double flat cap.			Flat cap.			Flat letter.			Folio post.			
Reams.	Sheets.	Cost.	Reams.	Sheets.	Cost.	Reams.	Sheets.	Cost.	Reams.	Sheets.	Cost.	Reams.	Sheets.	Cost.	
22	209	\$304 69	86	90	\$425 30	109	462	\$230 54	86	64	\$140 17	108	298	\$348 98	
			26		128 44										
22	209	\$304 69	112	90	\$558 74	109	462	\$230 54	86	64	\$140 17	108	298	\$348 98	
				25	\$0 27	1	260	\$1 14	3	442	\$6 40		360	\$2 28	
							350	3 68		260	69	2	70	6 88	
							105	48					82	28	
				20	23	4	474	10 98		260	89	1	255	4 99	
													16	12	
	55	\$1 55							1	140	2 10				
				262	2 79		105	48	14	105	28 16	2	210	7 88	
													88	28	
													25	17	
													60	38	
									3	365	1 24				
										148	5 42				
										39	14				
										256	87				
							10	41		52	18				
								40	22 75	2	356	4 26		394	2 68
				50	247 00										
	55	\$1 55				25	395	\$54 83	28	23	\$45 55	7	478	\$25 84	

PAPER ACCOUNT—Continued.

From whom purchased.	Demy.			Imperial.			Medium.		
	Reams.	Sheets.	Cost.	Reams.	Sheets.	Cost.	Reams.	Sheets.	Cost.
In stock November 15, 1882.....	1	474	\$8 91	9	387	\$156 70	2	177	\$15 35
Ohio Paper Company.....	64	175	287 96				47	164	282 15
Myers Bros., settlement.....									
G. J. Brand & Co., settlement.....									
Ross, Robbins & George.....									
Totals.....	66	169	\$296 87	9	387	\$156 70	49	341	\$298 10
To whom issued, to January 8, 1883.									
Executive Department.....								43	\$0 54
Secretary of State.....									
Auditor of State.....		120	\$1 10		183	\$5 85	1	465	11 80
Treasurer of State.....									
Senate.....	1	390	12 41					398	4 97
House of Representatives.....	2		8 84						
Supreme Court Clerk.....									
Adjutant-General.....								200	3 25
Insurance Department.....		225	2 15		180	5 79		26	83
Railroad Commissioner.....									
School Commissioner.....		6	6		100	3 27			
Agricultural Department.....									
Supervisor of Public Printing.....					35	1 14			
Mine Inspector.....									
Labor Bureau.....		50	46						
Board of State Charities.....									
Board of Public Works.....									
Myers Bros., State Printers.....									
State Bindery.....									
G. J. Brand & Co., State Printers.....		355	2 27						
J. H. Bowman, Public Printer.....									
Totals.....	5	276	\$28 29	1	18	\$16 05	3	232	\$20 88

PAPER ACCOUNT, FROM JANUARY 8, 1883, to NOVEMBER 15, 1883.

From whom purchased.	Double super royal.		Super royal.			Brochure cover.			Double medium.		
	Reams.	Cost.	Reams.	Sheets.	Cost.	Reams.	Sheets.	Cost.	Reams.	Sheets.	Cost.
In stock January 8, 1883	672	\$3,281 60	9	240	\$138 80	32	72	\$129 05	22	154	\$303 14
Ohio Paper Company	5966	28,013 03									
Ross, Robbins & George						37	48	152 25			
Cleveland Paper Company									66	144	446 41
Central Ohio Paper Company											
Charles E. Winters											
Stebert & Lilley											
H. C. McClelland & Co.											
Sample paper.	1	5 70									
Returned from State Bindery											
Total	6530	\$31,300 39	9	240	\$138 80	69	120	281 90	88	298	749 56
To whom issued.											
Executive Department											
Secretary of State				90	2 70				1	140	\$10 93
Auditor of State									67	240	571 05
Attorney-General											
Treasurer of State											
Senate											
House of Representatives											
Supreme Court											
Supreme Court Commission											
Supreme Court Clerk											
Adjutant-General				6	20						
Insurance Department										130	2 30
Railroad Commissioner											
School Commissioner											
State Library								86	77		
Agricultural Department											
Supervisor Public Printing											
Labor Bureau											
Board State Charities											
Board Public Works											
Myers Bros., Public Printers	4208	\$19,996 88				36		147 35			
State Bindery	122	589 26	2		29 14						
G. J. Brand & Co., Pub. Printers	2125	10,186 20				30		122 40			
J. H. Bowman, Public Printer											
Clerk House Representatives											
Clerk of Senate											
Penitentiary	12	57 96				1		4 12			
Girls' Industrial Home											
Columbus Asylum											
Reform Farm											
Blind Asylum											
Deaf and Dumb Asylum											
Imbecile Asylum											
Dayton Asylum											
Athens Asylum											
Transf. to Journal paper acc't											
Totals	6467	\$30,830 30	2	96	\$32 04	67	86	\$274 50	69	80	\$584 29
In stock	72	470 19	7	144	106 35	2	34	7 40	19	268	165 27

PAPER ACCOUNT.—Continued.

From whom purchased.	Double flat cap.			Flat cap.			Flat letter.		
	Reams.	Sheets.	Cost.	Reams.	Sheets.	Cost.	Reams.	Sheets.	Cost.
In stock January 8, 1883	5	450	\$31 75	84	67	\$176 21	58	41	\$94 62
Ohio Paper Company.....									
Ross, Robbins & George.....									
Cleveland Paper Company.....									
Central Ohio Paper Company.....	65		226 24				1		3 00
Charles E. Winters.....	310		\$1101 60				50		79 50
Siebert & Lilley.....									
H. C. McClelland & Co.....									
Sample paper.....									
Returned from State Bindery.....									
Total	390	450	\$1359 59	84	67	\$176 21	109	41	\$177 12
To whom issued.									
Executive Department.....				1	855	\$3 59	1	430	\$3 02
Secretary of State.....		465	\$3 18	6	443	14 13	8	29	12 64
Auditor of State.....	1	90	4 24	11	241	24 21	3	4	5 08
Attorney-General.....									
Treasurer of State.....					335	1 46		76	26
Senate.....				1	192	2 94			
House of Representatives.....		181	1 11	1	305	3 45			
Supreme Court.....							4	417	7 70
Supreme Court Commission.....					231	1 00	1	64	3 28
Supreme Court Clerk.....					257	1 08		52	27
Adjutant-General.....		12	10				5	333	9 03
Insurance Department.....	21	225	74 50	4	245	9 42	1	410	3 03
Railroad Commissioner.....								210	70
School Commissioner.....		390	3 15	2	3	4 23	7	411	12 51
State Library.....									
Agricultural Department.....		35	30	1	37	2 17	3	396	6 10
Supervisor of Public Printing.....					385	1 70	1	78	1 80
Labor Bureau.....					368	1 69	7	460	12 68
Board of State Charities.....		158	1 26		77	32	1	430	3 06
Board of Public Works.....				4	287	9 70		238	79
Myers Bros., Public Printers.....	33	360	118 75						
State Bindery.....									
G. J. Brand & Co., Public Printers.....									
J. H. Rowman, Public Printer.....	170		589 94						
Clerk House of Representatives.....				1	291	3 33			
Clerk of Senate.....									
Penitentiary.....				3	53	6 53	10		16 00
Girls' Industrial Home.....		70	56	5	11	10 27	5	150	8 50
Columbus Asylum.....	1	94	4 25		440	1 83	13	17	20 67
Reform Farm.....					128	55	3	475	6 28
Blind Asylum.....				3	381	7 86	3	260	5 65
Deaf and Dumb Asylum.....				1	33	2 20			
Imbecile Asylum.....				1	290	3 28		256	85
Dayton Asylum.....					158	69	1	450	3 10
Athens Asylum.....				1	40	2 28	3	95	5 08
Transferred to journal paper account.....									
Totals	250	153	\$900 23	57	322	\$111 81	92	96	\$148 27
In stock	130	297	559 28	26	225	64 40	16	426	\$28 05

PAPER ACCOUNT—Concluded.

Folio post.			Demy.			Imperial.			Medium.			Linen paper.		
Reams.	Sheets.	Cost.	Reams.	Sheets.	Cost.	Reams.	Sheets.	Cost.	Reams.	Sheets.	Cost.	Reams.	Sheets.	Cost.
96	308	\$318 09	60	373	\$268 58	8	379	\$140 65	46	135	\$277 22			
	40	35												
						5	137	107 37						
						5	300	153 06				60		240 00
			80		68 40									
96	348	\$318 44	90	373	\$336 96	22	396	\$401 02	46	135	\$277 22	60		\$240 00
4	186	\$13 50	3	287	\$9 12		415	\$15 45		215	\$2 29			
4	90	12 65	13	409	38 92				6	155	35 32	1	170	\$3 16
4	94	12 84	1	146	5 00	6	134	166 62	5	317	30 74			
			1	85	4 10									
	3	2		290	2 08		172	4 01		372	4 17			
	350	2 27	6	179	18 23									
			11		25 08									
			1	168	5 18		339	18 30		290	3 26			
			1	285	6 19					130	1 32			
1	212	4 42		125	1 01	4		70 39						
	390	2 47		363	2 92			105						
	210	1 35						107						
	170	1 20		12	10				8	20	43 79			
										15	16			
3	333	11 12	3		11 52				1	55	6 59			
	32	19		77	61					235	2 50			
	79	47												
5	417	15 17	2	70	8 24								105	87
	3	2												
			18		72 24	1	135	23 10	1	105	7 06			
	257	1 64												
	471	2 38												
	22	10		215	1 69									
				125	1 00									
	443	2 81												
	318	2 06								209	2 21	1	45	4 37
												3	436	15 63
													253	2 11
	206	1 30		108	90		60	2 40						
				290	2 32									
	290	1 50	2	45	8 09									
			6		13 68					270	3 03	1	12	4 10
												1	320	6 66
30	23	\$39 52	72	299	\$239 22	14	62	\$303 37	25	468	\$142 44	9	381	\$39 15
68	325	\$228 92	18	74	97 76	8	274	97 65	20	147	134 78	50	99	200 85

STATIONERY ACCOUNT.

FROM NOVEMBER 15, 1882, TO JANUARY 8, 1883.

From whom purchased.	Legal cap.			Fools cap.			Letter paper.		
	Reams.	Sheets.	Cost.	Reams.	Sheets.	Cost.	Reams.	Sheets.	Cost.
In stock November 15, 1882.....	105	475	\$352 05	17	192	\$54 65	21	182	\$67 78
A. H. Smythe							83		78 90
Cleveland Paper Company.....									
Geo. W. Gleason.....									
Totals	105	475	\$352 05	17	192	\$54 65	54	132	\$136 68
To whom issued.									
Executive Department.....	2	230	\$8 30						
Secretary of State.....		360	2 49				1		\$2 56
Auditor of State.....	1		3 32				1		2 55
Treasurer of State.....									
Senate.....	12		39 90				9		22 95
House of Representatives.....	37	390	125 33				29	425	76 52
Supreme Court.....									
Supreme Court Clerk.....	1	240	4 98						
Adjutant-General.....									
Fund Commissioner.....									
Insurance Department.....		120	83						
Railroad Commissioner.....									
School Commissioner.....	1	240	4 98						
State Library.....									
Law Library.....									
Agricultural Department.....									
Supervisor Public Printing.....								240	1 28
Mine Inspector.....									
Board State Charities.....		240	1 66						
Board Public Works.....		240	1 66				1	80	3 84
Tax Commission.....									
Totals	58	120	\$195 45				41	265	\$110 84

STATIONERY ACCOUNT FROM JANUARY 8, 1883, TO NOVEMBER 15, 1883.

From whom purchased.	Legal cap.			Fools cap.			Letter paper.		
	Reams.	Sheets.	Cost.	Reams.	Sheets.	Cost.	Reams.	Sheets.	Cost.
In stock January 8, 1883	47	355	\$158 60	17	192	\$54 65	12	240	\$26 34
Wilstach, Baldwin & Co.....	30		102 60						
H. C. McClelland & Co.....	20		86 20						
A. H. Smythe							8		7 50
Central Ohio Paper Co.....									
George W. Gleason.....									
Cleveland Paper Co.....									
J. R. Mills & Co									
Total.....	97	855	\$347 40	17	192	\$54 65	15	240	\$38 84
To whom issued.									
Executive Department.....	1	120	\$4 16						
Secretary of State.....		120	83				1	120	\$2 05
Auditor of State.....	2		6 60	1		\$3 40	1		2 12
Attorney-General		241	1 70						
Treasurer of State.....				1		3 40	3		6 37
Senate	1	25	3 47						
House of Representatives.....	4	360	15 68				1	240	3 18
Supreme Court.....	2		6 60				1	240	3 18
Supreme Court Commission.....	2		6 60				2		4 24
Supreme Court Clerk	5		18 15				3		7 50
Adjutant-General	1	240	4 98						
Fund Commission									
Insurance Department.....									
Railroad Commissioner.....		240	1 65				1	120	2 65
School Commissioner.....	1	240	5 00						
State Library.....								240	1 06
Agricultural Department.....									
Supervisor Public Printing.....		48	38						
Mine Inspector.....				1		3 40			
Labor Bureau.....					240	1 70			
Board of State Charities.....		120	85						
Board of Public Works.....		240	1 65	1		3 40	1		2 12
Clerk of Senate.....		240	1 65		120	85		120	58
Superintendent Hall H. R.....							1		2 12
State Bindery.....									
Clerk of House of Representatives.....									
Girls' Industrial.....									
Total	28	73	\$79 90	4	360	\$16 15	17	120	\$37 72
In stock.....	74	282	267 50	12	312	38 50			

STATIONERY ACCOUNT.

211

STATIONERY ACCOUNT FROM JANUARY 8, 1883, TO NOVEMBER 15, 1883.

Note paper.			Post-office paper.			Manilla paper.			Blotting sheets.		Bond paper.		Oil paper.		Medicated paper.	
Reams.	Sheets.	Cost.	Reams.	Sheets.	Cost.	Reams.	Sheets.	Cost.	Sheets.	Cost.	Sheets.	Cost.	Sheets.	Cost.	Pack'gs.	Cost.
125	360	\$144 91	31		\$108 50				24	\$1 20			38		221	\$19 46
											100	\$3 50			500	48 00
20		30 00							1,440	72 00	2	1 00				
15		20 40				13		\$152 72			3,120	41 50				
							192	5 50								
						15		106 24							500	42 50
160	360	\$186 31	31		\$108 50	28	192	\$264 46	1,464	\$73 20	3,222	\$46 00	38		1,221	\$104 99
				100	75		98	\$1 47	62	\$3 10	1,288	\$16 58			86	\$3 06
2	120	\$2 86		440	3 20		284	4 29	57	2 85				32	2 67	
3		4 00	2	18	7 83	1	192	15 90	132	6 60	52	68		42	3 56	
	120	30					36	54	24	1 20				24	2 00	
2		2 40		240	1 80		48	72	102	5 10				24	2 00	
7	120	8 86	1	250	5 47		296	4 44	376	14 80	1	50		121	10 00	
9	360	11 86	3	240	12 60	4		27 48	205	10 25	1	50		157	13 00	
3		3 60		120	90		183	2 70	48	2 40	24	51		18	1 50	
4		4 80		240	1 80		96	1 35	80	3 00	29	1 02		24	2 00	
2		2 40		149	1 20		281	3 97	54	2 70				30	2 50	
4	240	5 40		126	96		297	4 42	183	9 15	255	3 40		90	7 50	
														9	75	
3		3 76				1	133	8 89	48	2 40			2	48	4 00	
1	240	1 50				6	173	110 86	5	25				6	50	
				36	27	2	482	19 06			260	3 88		18	1 50	
							216	3 15	12	60		55				
			3	240	12 60	1	860	13 41	24	1 20	12	60				
	168	42		240	1 80		144	2 08	49	2 45				3	25	
							48	72	24	1 20						
							96	1 36	6	30				18	1 50	
							36	54	12	60				18	1 50	
5		6 00		48	36		222	8 19	20	1 00				18	1 50	
1		1 20		24	20		24	36	24	1 20			2			
1		1 20														
							52	76								
							72	96	36	1 80						
											388	5 04				
50	48	\$60 76	14	111	\$51 33	22	462	\$232 64	1,563	\$74 06	2,806	\$31 98	4		718	\$59 86
110	322	184 55	16	269	57 17	5	210	31 82			9,017	14 02	29		508	55 18

STATIONERY ACCOUNT FROM NOVEMBER 15, 1882, TO JANUARY 8, 1883.

From whom purchased.	Plain envelopes.		Official envelopes.		Letter heads.			Lead pencils, automatic pencils, and pencil points.		
	Number.	Cost.	Number.	Cost.	Reams.	Sheets.	Cost.	Gross.	Number.	Cost.
In stock November 15, 1882.	97,700	\$273 29	53,957	\$238 46	7	11	\$50 26	41	14	\$238 04
Barhart Printing Company					2	40	6 50			
W. J. Morgan & Co.					20		95 00			
Strobridge Lithograph Co.					19	380	129 00			
George W. Luce									4	8 00
A. H. Smythe								2	37	113 40
George W. Gleason										
H. C. McClelland & Co.										
Elliott Jones & Co.										
Totals	97,700	\$273 29	53,957	\$238 46	48	431	\$295 26	43	55	\$359 44
To whom issued.										
Executive Department	1,460	\$4 06							82	\$9 21
Secretary of State	1,150	3 22	500	\$2 25					90	10 16
Auditor of State	3,000	8 40			19	304	\$129 00		12	4 51
Attorney-General										
Treasurer of State	24	7							42	3 71
Senate	5,500	15 40	4,725	20 77	6	8	25 75	5	122	66 13
House of Representatives	11,688	32 27	10,525	47 37	17	420	80 30	15	116	144 54
Supreme Court	500	1 40							3	4 52
Supreme Court Clerk	600	1 68							74	3 37
Adjutant-General	500	1 40							24	1 14
Fund Commission	500	1 48							3	1 13
Insurance Department	1,150	2 96							34	2 71
Railroad Commissioner	500	1 40							1	36
School Commissioner	6	6							2	75
State Library									2	75
Agricultural Department	1,000	2 80								
Supervisor Public Printing									3	1 13
Mine Inspector									12	48
Board State Charities									40	3 96
Board Public Works	1,250	3 50							24	3 10
Tax Commission	100	28			2	40	6 50			
Senate Clerk										
Totals	28,828	\$80 75	15,750	\$70 39	45	292	\$249 55	24	110	\$269 41

STATIONERY ACCOUNT FROM NOVEMBER 15, 1882, TO JANUARY 8, 1883.

Carmine pencils.		Steel pens.			Quill pens.		Ruling pens.		Gold pens.		Rubber rulers.	
Number.	Cost.	Gross.	Number.	Cost.	Boxes.	Cost.	Number.	Cost.	Number.	Cost.	Number.	Cost.
43	\$3 70	310	111	\$309 97	44 1/2		72	\$39 83			83	\$23 00
			58	35 50					4	\$19 50		
									2	10 00		
									1	6 00		
									1	5 00		
									1	3 50		
43	\$3 70	368	111	\$345 47	44 1/2		72	\$39 83	9	\$44 00	83	\$23 00
			1	30 95	1 1/2							
2	\$0 17		7	6 65			2	\$1 10	3	\$15 00	1	\$0 31
			2	1 90			1	55	1	6 00		
									1	4 25		
			1	95			3	1 65	1	5 00		
12	1 03	33		31 35	8		6	3 30			3	3 05
12	1 03	79		75 10	36		13	7 15			16	4 58
12	1 03										16	4 58
5	44										1	31
					2 1/2							
			1	95			1	55	2	8 75		
			2	1 90			2	1 10				
			3	2 85			1	55				
			2	1 90								
			1	95								
			1	95								
			2	1 90			3	1 65	1	5 00	1	31
43	\$3 70	134		\$127 30			32	\$17 60	9	\$44 00	33	\$10 06

STATIONERY ACCOUNT FROM JANUARY 8, 1883, TO NOVEMBER 15, 1883.

From whom purchased.	Plain envelopes.		Official envelopes.		Letter heads.		
	Number.	Cost.	Number.	Cost.	Reams.	Sheets.	Cost.
In stock January 8, 1883.....	68,872	\$192 54	88,207	\$168 07	3	440	\$18 61
A. H. Smythe.....	156,500	412 00					
H. C. McClelland & Co.....	2,500	29 12					
Central Ohio Paper Co.....	8,554	50 56					
Siebert & Lilley.....	500	7 50					
T. M. Patterson.....	200	5 00					
A. A. Graham.....			2,000	10 00			
Krebs' Lithograph Co.....			24,500	149 00	64	20	379 85
W. J. Morgan & Co.....			23,000	147 00	45		255 00
J. M. Cott.....					tab	ling	19 00
J. E. Mills & Co.....							
DeHaan & Co.....							
Wilstach, Baldwin & Co.....							
Charles Stewart Paper Co.....							
Totals.....	287,128	\$696 72	87,707	\$174 07	112	460	\$572 46
To whom issued.							
Executive Department.....	8,000	\$24 73	2,000	\$13 48			
Secretary of State.....	5,750	24 93	4,955	30 82		1,980	\$16 71
Auditor of State.....	5,500	14 78			war'ts	8,000	128 00
Attorney-General.....							
Treasurer of State.....	3,000	6 11	2,000	19 00			
Senate.....	3,273	7 05	3,000	12 80		3,600	35 25
House of Representatives.....	15,354	44 39	7,000	30 20		3,720	34 97
Supreme Court.....	2,075	3 64	4,000	28 00		3,600	37 50
Supreme Court Commission.....	3,825	6 92	4,000	28 00		3,600	37 50
Supreme Court Clerk.....	6,400	38 68					
Adjutant-General.....	21,750	78 51					
Fund Commission.....	250	45					
Insurance Department.....	3,650	16 63	15,000	95 00			
Railroad Commissioner.....						4,000	22 00
School Commissioner.....	8,500	24 40					
State Library.....	750	1 28	500	2 00		500	3 25
Agricultural Department.....	19,500	42 01					
Supervisor Public Printing.....	250	48					
Mine Inspector.....			2,000	10 00		1,920	18 80
Labor Bureau.....	10,000	39 75					
Board State Charities.....							
Board Public Works.....	6,850	23 28				2,950	34 93
Clerk House of Representatives.....							
Clerk of Senate.....	2,000	4 44	500	2 15		340	2 50
Supt. Hall House of Representatives.....	150	25	350	1 65		60	60
State Bindery.....	500	2 10					
Transferred to automatic account.....							
Totals.....	128,327	\$402 26	45,305	\$268 60		26,280	\$371 71
In stock.....	106,799	294 46	42,402	205 47		27,960	200 75

STATIONERY ACCOUNT FROM JANUARY 8, 1883, TO NOVEMBER 15, 1883.

Lead pencils, automatic pencils, and pencil points.			Carmine pencils.		Steel pens.			Quill pens.		Ruling pens.		Gold pens.		Rubber rulers.	
Gross.	Number.	Cost.	Number.	Cost.	Gross.	Number.	Cost.	Boxes.	Cost.	Number.	Cost.	Number.	Cost.	Number.	Cost.
28	118	\$110 03			284	111	\$218 17			40	\$21 73			50	\$12 94
6	60	38 00	216	\$10 50	128		101 58	18	\$10 20	24	9 20				
80	88	206 40													
	12	1 25				12	12 00								
	48	16 00												24	6 00
					28		23 40								
					27		12 15								
					25		14 00								
65	130	\$374 68	216	\$10 50	452		\$381 30	18	\$10 20	64	\$30 93			74	\$18 94
1	38	38 25	6	30 88	5		\$4 20	1	30 55	1	30 55				
1	98	12 49	12	63	14	27	11 77	1	55	5	2 75			2	30 00
2	79	18 06	6	38	14		12 78			1	55			3	31 00
					1		85								
	102	4 95	24	1 00	2		1 55							2	30 00
11	100	60 58	48	3 04	26	12	22 57			5	2 75			3	30 00
23	10	120 75	18	1 14	46	25	34 78	4	2 20						
	5	2 00	30	1 38	7		7 75	1	55					6	1 50
1	12	7 25	6	25	10		10 10	2	1 10	6	3 30			10	3 15
3	120	11 62	10	62	1		75								
	110	5 00	6	38	13		10 08			3	1 65				
	48	2 20													
1		6 60	6	38	10		8 45								
	84	3 80			2		1 80								
	108	4 86			1		90								
	16	1 86			2		1 70							2	30 00
2	60	13 48			5		3 55							2	30 00
	132	5 96			6		4 80	2	1 10					2	30 00
	14	95			1		85							1	31 00
	6	15			1		56								
	98	4 12	3	13	1		85	2	1 10						
1	22	10 21			5		3 48								
	24	1 10			2		1 80								
	24	1 10			5		3 55								
	12	55													
	47	15 66													
55	92	\$330 12	175	\$9 71	180	64	\$150 48	13	\$7 15	21	\$11 00			33	\$10 11
10	88	44 56	41	79	272	47	228 82	5	3 05	43	19 93			41	8 85

STATION BY ACCOUNT FROM NOVEMBER 15, 1882. JANUARY 8, 1883.

From whom purchased.	Beech rulers.		Erasers— Metal and rubber.		Ink—Fluid.		Ink— Carmine.	
	Number.	Cost.	Number.	Cost.	Bottles.	Cost.	Bottles.	Cost.
In stock November 15, 1882.....	147	\$25 54	745	\$119 21	381	\$141 90	279	\$65 73
A. H. Smythe	84	10 70						
Millbourne, Jones & Co.....								
J. R. Mills & Co.....								
Totals.....	231	\$35 24	745	\$119 21	381	\$141 90	279	\$65 73
To whom issued.								
Executive Department.....								
Secretary of State	2	\$0 32	10	\$1 60	3	\$1 12	5	\$1 25
Auditor of State								
Attorney-General.....	1	16	6	96	1	38		
Treasurer of State							6	1 50
Senate	41	6 56	96	15 36	8	3 00	6	1 50
House of Representatives.....	147	23 52	290	41 60	28	10 37	42	10 50
Supreme Court					6	2 25		
Supreme Court Clerk			24	3 84	2	75		
Adjutant-General			1	16				
Fund Commission					1	38		
Insurance Department.....			12	1 92				
Railroad Commissioner.....								
School Commissioner.....					8	1 12		
State Library								
Law Library								
Supreme Court Reporter.....								
Agricultural Department.....					1	38		
Supervisor of Public Printing.....							1	25
Mine Inspector.....			1	16	1	58		
Board of Public Works.....			13	2 08	2	75	1	25
Tax Commission.....	1	16	4	66			1	25
Senate Clerk.....								
Totals	192	\$30 72	427	\$68 88	56	\$20 89	62	\$15 50

STATIONERY ACCOUNT FROM NOVEMBER 15, 1882, TO JANUARY 8, 1883.

Mucilage.		Mucilage.		Scissors and shears.		Ink stands.		Paper folders.		Penholders.	
Bottles.	Cost.	Quarts.	Cost.	Number.	Cost.	Number.	Cost.	Number.	Cost.	Number.	Cost.
470	\$60 02	33	\$12 24	236	\$142 55	249	\$57 57			2779	\$85 49
24	10 00			3	8 44	5	5 82				
				24	7 00	1	20 00				
494	\$70 02	33	\$12 24	263	\$152 99	255	\$88 39			2779	\$85 49
2	\$ 80			5	\$3 56	5	\$6 41			11	\$1 65
12	1 80			1	1 00	1	23			1	15
					27					4	60
72	10 80			103	65 46	62	14 26			1,306	42 54
219	82 85	7	\$5 32	211	132 88	149	54 04			15	1 13
					2	2 00				28	1 38
										2	80
3	45					1	1 20			30	1 66
				3	1 69	1	1 20				
						1	1 20			8	
						1	1 20			1	15
1	15									19	38
7	1 05			1	1 00						
1	15	1	76	1	1 18						
1	15										
318	\$47 73	8	\$6 06	329	\$206 99	280	\$78 58	8		1,410	\$49 63

STATIONERY ACCOUNT FROM JANUARY 8, 1883, TO NOVEMBER 15, 1883.

From whom purchased.	Beech rulers.		Erasers— Metal and rubber.		Ink—Fluid.		Ink— Carmine.	
	Number.	Cost.	Number.	Cost.	Bottles.	Cost.	Bottles.	Cost.
In stock January 8, 1883	39	\$5 52	318	\$50 87	325	\$121 01		
H. C. McClelland & Co.....	24	3 00	672	72 74	240	87 20		
A. H. Smythe.....			24	2 50			132	\$15 70
Wilstach, Baldwin & Co.....			288	23 52				
Charles Stewart Paper Co.....					48	17 60		
Geo. W. Gleason.....					13	4 35	48	4 80
McDonald & Steube.....								
Abbott, Stoner & Horn.....								
Kilbourne, Jones & Co.....								
Siebert & Lilley.....								
Total.....	63	\$8 25	1,302	\$149 63	626	\$230 16	180	\$20 50
To whom issued.								
Executive Department.....	1	\$0 16	13	\$0 85	11	\$4 04	13	\$1 04
Secretary of State.....	1	16	14	95	5	1 90	10	86
Auditor of State.....			42	4 55	13	5 66	18	1 28
Attorney-General.....	1	16	6	60	1	38	2	26
Treasurer of State.....	1	16	14	2 42	11	4 07	12	96
Senate.....			69	8 70	13	4 91	21	1 88
House of Representatives.....			64	5 65	41	14 88	13	1 04
Supreme Court.....	2	32	20	3 35	14	5 03	1	08
Supreme Court Commission.....			36	4 60	6	2 25	12	96
Supreme Court Clerk.....	1	16	4	44	6	2 25	3	34
Adjutant-General.....			6	1 20	13	5 25	12	96
Fund Commission.....			7	1 07	2	71	2	27
Insurance Department.....					9	3 43		
Railroad Commissioner.....			6	27	1	38	2	26
School Commissioner.....			6	82	2	76		
State Library.....	2	32	2	39	3	1 08		
Supreme Court Reporter.....					1	38		
Agricultural Department.....			10	54	5	1 89	2	26
Supervisor Public Printing.....					1	38	1	14
Mine Inspector.....					2	76		
Labor Bureau.....					1	33		
Board of State Charities.....					1	33		
Board of Public Works.....					6	2 13	3	34
Clerk House of Representatives.....					2	71		
Clerk of Senate.....	1	16	1	25	2	75		
Superintendent Hall H. of Rep.....								
Total.....	10	\$1 60	323	\$35 83	172	\$65 14	127	\$10 89
In stock.....	53	6 92	979	113 80	454	165 02	53	9 61

STATIONERY ACCOUNT.

219

STATIONERY ACCOUNT FROM JANUARY 8, 1883, TO NOVEMBER 15, 1883.

Mucllage.		Mucllage.		Scissors and shears.		Ink stands.		Paper folders.		Penholders.	
Bottles.	Cost.	Quarts.	Cost.	Number.	Cost.	Number.	Cost.	Number.	Cost.	Number.	Cost.
176	\$22 32	8	\$6 16			25	\$4 85			1,369	\$35 87
288	34 00	48	16 00			2	2 88	6	\$2 25	121	17 38
						9	24 75	36	16 85		
		56	33 33								
				148	\$88 00						
				408	144 00					72	5 00
464	\$56 32	112	\$55 49	556	\$232 00	36	\$32 48	42	\$18 60	1,562	\$58 25
6	\$1 28			2	\$1 38			1	\$0 48	24	\$0 45
2	25	12	\$7 45	9	5 58	2	\$3 22	8	1 81	14	2 39
		11	6 97	6	2 66	8	30			76	1 18
2	25			2	1 38					12	15
7	1 70	1	67	16	10 62	2	2 26			30	1 20
12	1 50	1	60	33	16 88	8	3 19			88	4 15
45	5 63	2	1 20	43	42 26	6	1 38			368	9 85
3	75	6	4 00	22	16 50	2	2 88	12	5 04	48	2 20
14	2 00	6	4 00	22	18 20	10	26 40	12	5 42	60	8 07
				1	38						
2	53	3	1 87	3	2 51	4	3 86	2	86	26	1 88
3	37	1	60	1	38					6	08
		5	8 17	2	2 00					8	98
										6	40
		5	3 13	1	1 00	1	10			12	30
1	13	3	1 97	1	38						
8	1 00	2	1 20	2	2 50	18	2 70			24	30
2	25	2	1 27	2	1 63					6	65
3	37			1	38	1	1 20			12	15
		1	60								
2	25	2	1 20	1	1 00	1	1 61				
		3	1 87			5	4 13			24	31
1	15	2	1 27	4	2 62					12	1 50
		1	60	2	2 25					12	15
						1	10				
116	\$16 41	69	\$43 55	176	\$127 64	64	\$58 33	80	\$18 04	888	\$31 24
348	39 91	43	11 84	376	106 36			12	5 56	694	27 01

STATIONERY ACCOUNT FROM NOVEMBER 15, 1882, TO JANUARY 8, 1883.

From whom purchased.	Letter books.			Commission heads.		Brooms—carpet.	
	Number.	Sheets.	Cost.	Number.	Cost.	Number.	Cost.
In stock November 15, 1882.....	23		\$59 66				
A. H. Smythe.....		12	2 40				
American Bank Note Company.....				1,000	\$80 00		
J. McEvoy.....						36	\$10 50
Charles Huston.....							
Kilbourne, Jones & Co.....							
Totals	23	12	\$62 06	1,000	\$80 00	36	\$10 50
To whom issued.							
Executive Department.....	1		\$2 25	587	\$35 22	1	\$0 30
Secretary of State.....	2		4 50			12	3 50
Auditor of State.....	1		2 25			1	30
Attorney-General.....							
Treasurer of State.....	1		2 25			1	30
Senate.....						3	85
House of Representatives.....	3		6 75			6	2 35
Supreme Court.....							
Supreme Court Clerk.....							
Adjutant-General.....							
Insurance Department.....						2	60
Railroad Commissioner.....						2	60
School Commissioner.....	1		2 25				
State Library.....							
Agricultural Department.....						2	60
Supervisor Public Printing.....	1		2 25			1	30
Mine Inspector.....							
Board State Charities.....							
Board Public Works.....	1		2 25				
Tax Commission.....							
Totals	11		\$24 75	587	\$35 22	34	\$10 03

STATIONERY ACCOUNT FROM NOVEMBER 15, 1882, TO JANUARY 8, 1883.

Brooms—whisks.		Sponges—large.		Sponges—small.		Rubber bands.			Feather dusters.		Damping bowls.		Brushes.	
Number.	Cost.	Number	Cost.	Number.	Cost.	Gross.	Number.	Cost.	Number.	Cost.	Number.	Cost.	Number.	Cost.
23 80	\$2 94 6 60	43	\$41 24	166	\$20 96	210 2	5	\$82 09 6 00	41	\$71 62	8	\$6 00	20	\$4 54
		27	27 00										45	7 00
83	\$9 54	70	\$66 24	166	\$20 96	212	5	\$88 08	41	\$71 62	8	\$6 00	65	\$11 54
2	\$0 24	1 2	\$1 00 2 00	1 9	\$0 18 1 17	5 8		\$2 10 1 28	4 2	\$7 00 8 50	1	\$0 75	1	\$0 18
6	72	1	1 00	2	28	1	6	63						
6	72	11	11 00	42	5 46	28	2	11 00	3	5 25			8	1 44
5	60	23 8	23 00 3 00	84	10 92	69	9	29 28	17	29 75			27	4 88
2	24	5 4	5 00 4 00	4	52				5	8 75				
1	12								1	1 75				
2	24	2	2 00	3	39								2	36
3	36					2		84						
		1	1 00	1	13	2		84						
		2	2 00			4		1 68					1	18
							9	31						
27	\$3 24	66	\$66 00	146	\$18 96	118	5	\$47 96	35	\$61 25	1	\$0 75	89	\$7 02

STATIONERY ACCOUNT FROM JANUARY 8, 1883, TO NOVEMBER 15, 1883.

From whom purchased.	Letter books.		Commission heads.		Brooms—carpet.		Brooms—whisk.	
	Number.	Cost.	Number.	Cost.	Number.	Cost.	Number.	Cost.
In stock January 8, 1883.....	17	\$37 31	413	\$24 78	2	\$0 47	56	\$6 30
H. C. McClelland & Co.....	19	19 75						
Charles Stewart Paper Co.....	12	12 00						
American Bank Note Co.....			3,000	180 00				
W. J. Morgan & Co.....			9,000	270 00				
J. McEvoy.....					48	12 50		
George Fisher.....								
Charles Hunter.....								
A. H. Smythe.....								
McDonald & Steube.....								
C. P. Pfaff & Co.....								
Stumm & Walker.....								
Totals.....	48	\$69 06	12,413	\$474 78	50	\$12 97	56	\$6 30
To whom issued								
Executive Department.....			1,879	\$112 74	12	3 24	2	\$0 24
Secretary of State.....	1	\$1 00	800	48 00	1	28	2	24
Auditor of State.....	3	3 38			12	3 00		
Attorney-General.....	2	2 00			1	25	2	24
Treasurer of State.....	2	2 00					3	38
Senate.....						75	9	1 08
House of Representatives.....					12	3 12	3	36
Supreme Court.....	1	1 00			4	1 12	9	1 08
Supreme Court Commission.....					2	58	4	48
Supreme Court Clerk.....					2	53		
Adjutant-General.....	2	2 25	9,000	270 00	4	1 09		
Fund Commissioner.....								
Insurance Commissioner.....	2	2 00			4	1 12	2	24
Railroad Commissioner.....	1	1 00			2	56		
School Commissioner.....					1	84		
State Library.....								
Law Library.....								
Agricultural Department.....					1	28	1	12
Supervisor Public Printing.....							1	12
Mine Inspector.....	1	1 00						
Labor Bureau.....					2	55		
Board State Charities.....	1	1 00			1	28		
Board Public Works.....	1	1 00			2	53	8	36
Clerk House Representatives.....								
Clerk of Senate.....	1	1 00						
Superintendent Hall H'se Rep.....								
Totals.....	18	\$18 68	11,679	\$490 74	68	\$18 10	41	\$4 92
In stock.....	30	50 43	784	44 04			15	1 38

STATIONERY ACCOUNT.

223

STATIONERY ACCOUNT FROM JANUARY 8, 1883, TO NOVEMBER 15, 1883.

Sponges—large.		Sponges—small.		Rubber bands.			Feather dusters.		Dampening bowls.		Brushes.	
Number.	Cost.	Number.	Cost.	Gross.	Number.	Cost.	Number.	Cost.	Number.	Cost.	Number.	Cost.
4	\$2 24	20	\$1 98	98	24	\$31 12	6	\$10 87	7	\$5 75	26	\$4 82
				18		8 70	2	4 60				
155	45 00	800	18 75								12	9 00
		60	9 00	800		261 70	6	9 75				
							12	23 10			72	10 50
150	\$47 24	880	\$29 73	716	24	\$301 52	26	\$47 72	7	\$5 75	110	\$24 32
3	\$0 90			87	72	\$17 72	3	\$4 82			3	\$0 45
5	1 50	8	\$1 00	18	84	8 48					2	1 25
2	00	26	3 20	5	77	3 15	2	3 85			5	60
1	80			1		2 50						
9	2 70	19	2 10	8		5 79	1	1 90			2	45
2	60	12	1 80	52	60	23 73	2	4 00			16	8 45
4	1 20	12	1 80	87	120	26 96	1	2 00			3	75
6	1 80	18	2 10	11		10 32	4	7 95			3	2 50
4	1 20	22	2 70	25		9 78	1	2 25			3	1 60
4	1 20			14		5 83					1	15
		2	20	14	84	5 98	2	3 25				
		1	15				1	1 90				
7	2 10	6	60	2		3 00					2	80
1	30	2	20	8	72	83						
		12	1 50	2		80						
2	60	2	20	1		15	6	10 55			2	1 15
1	30	6	60									
2	60			13		4 73					2	20
1	30	1	15	1	36	1 80	1	1 50				
				1		68					1	20
1	30			2		2 10						
3	90	2	30	3		2 55	1	1 85			4	1 35
2	60	2	30	7	24	3 60					1	1 00
											1	10
		1	10									
6	1 80						1	1 90				
85	\$19 80	154	\$19 00	300	48	\$140 16	26	\$47 72			51	\$15 50
98	25 20	226	10 73	405	120	161 86			7	\$5 75	59	8 32

STATIONERY ACCOUNT FROM NOVEMBER 15, 1882, TO JANUARY 8, 1883.

From whom purchased.	Chamois skins.		S. ap.		Matches.		Tumblers.	
	Number.	Cost.	Cases.	Cost.	Boxes.	Cost.	Number.	Cost.
In stock November 15, 1882.....	54	\$34 16	1748	\$251 10	367	\$23 38	15	\$1 00
A. H. Smythe	1	55						
Charles Huston			6	50				
J. M. & W. Westwater							24	2 00
Total.....	55	\$34 71	1754	\$251 60	367	\$23 38	39	\$3 00
To whom issued.								
Executive Department.....			36	\$5 30	12	\$0 77	2	\$0 16
Secretary of State	6	\$3 84	25	3 63	12	77	8	64
Auditor of State			24	3 56	24	1 54		
Attorney-General.....			1	15				
Treasurer of State.....			12	1 74				
Senate	10	5 76	216	31 32	108	6 93	4	32
House of R-representatives	23	14 72	90	13 05	120	7 70	16	1 23
Supreme Court.....	1	1 28	12	1 74			6	43
Supreme Court Clerk.....					12	77		
Adjutant-General	3	1 92	84	11 23	12	77	1	06
Insurance Department.....			12	1 74				
School Commissioner.....			24	3 56	12	77		
State Library.....								
Agricultural Department.....			6	87				
Supervisor Public Printing.....			12	1 74				
Mine Inspector.....					12	77		
Board State Charities.....			6	87				
Board Public Works.....			6	87				
Tax Commission.....					12	77		
Clerk of Senate.....	1	64						
Totals	44	\$28 52	568	\$33 22	336	\$21 56	37	\$2 96

STATEMENT FROM NOVEMBER 15, 1882, TO JANUARY 8, 1883.

DEBITS.		Pen racks.		Punches.		McGill presses.		Cork screws.			
Number.	Cost.	Number.	Cost.	Number.	Cost.	Number.	Cost.	Number.	Cost.		
22 90 18 80		750	\$1 10	6 12	\$1 00 2 40	5	\$9 18	8 1	\$5 80 1 20	19	\$8 28
35,451	\$41 70	750	\$1 10	18	\$4 89	5	\$9 18	9	\$6 50	19	\$8 28
2,651	\$3 28			3	\$0 60						
4,200 2,600	6 62 4 16			1 9 12	20 1 80 2 40			3 1	\$2 16 72	2 10	\$0 34 1 70
200 600	32 96										
400 200	64 32							1	72		
200	32							1	72		
11,851	\$17 56			25	\$5 00			6	\$4 82	12	\$2 04

STATIONERY ACCOUNT FROM JANUARY 8, 1883, TO NOVEMBER 15, 1883.

From whom purchased.	Chamois skins.		Soap.		Matches.		Tumblers.	
	Number.	Cost.	Cakes.	Cost.	Boxes.	Cost.	Number.	Cost.
In stock January 8, 1883.....	11	\$6 29	1186	\$168 38	31	\$1 82	2	\$0 17
R. Jones & Son.....	28	13 40						
George Fisher.....	60	24 00	1728	380 00				
J. Zeitman.....			120	8 00				
McDonald & Steube.....					1037	64 80	12	1 00
Bell Bros.....							72	3 00
A. H. Smythe.....								
Charles Stewart Paper Company.....								
Kilbourne and Jones.....								
Totals.....	99	\$43 69	3034	\$536 38	1068	\$66 62	86	\$4 17
To whom issued.								
Executive Department.....	1	\$0 50	39	\$7 45	72	\$4 32	6	\$0 30
Secretary of State.....			61	10 04	82	5 03		
Auditor of State.....	2	1 00	84	16 30	72	4 53		
Attorney-General.....	1	50	12	2 50	24	1 72		
Treasurer of State.....	1	50	96	15 85	72	4 61		
Senate.....	2	1 00	192	29 47	72	4 69		
House of Representatives.....			228	36 10	252	14 58	5	25
Supreme Court.....	2	1 00	24	5 00	36	2 38		
Supreme Court Commission.....	4	2 00	30	5 65	24	1 51	7	35
Supreme Court Clerk.....	1	50	44	7 91	36	2 16		
Adjutant-General.....	7	3 50	150	26 93	84	5 60	4	20
Fund Commission.....			12	1 88	12	86		
Insurance Department.....	3	1 50	29	4 80	72	4 48	2	10
Railroad Commissioner.....			24	5 00				
School Commissioner.....	1	50	18	3 75	12	86		
State Library.....	5	2 50	41	7 27	12	86	6	30
Agricultural Department.....			24	5 00	24	1 72		
Supervisor of Public Printing.....			6	1 25	12	86		
Mine Inspector.....	1	50						
Board of State Charities.....			16	2 82	24	1 72		
Board of Public Works.....	1	50	24	4 40	24	1 51		
Clerk House of Representatives.....			6	1 25				
Clerk of Senate.....			6	1 25	12	86		
Supt. of Hall of House of Represent's.....	1	50						
Totals.....	34	\$17 00	1180	\$202 87	1082	\$64 43	32	\$1 67
In stock.....	55	26 69	1854	333 51			54	2 50

STATIONERY ACCOUNT FROM JANUARY 8, 1883, TO NOVEMBER 15, 1883.

Paper fasteners.		Eyelets.		Pen racks.		Punches.		McGill presses.		Cork screws.	
Number.	Cost.	Number.	Cost.	Number.	Cost.	Number.	Cost.	Number.	Cost.	Number.	Cost.
15,400	\$24 12	750	\$1 10			5	\$9 18	3	\$2 18	7	\$1 24
13,500	17 20	3,000	1 90	11	\$1 70						
10,000	20 60									24	1 50
38,900	\$61 92	3,750	3 00	11	\$1 70	5	\$9 18	3	\$2 18	81	\$2 74
2,500	\$3 75	3,000	\$1 90								
400	69										
100	15									1	17
2,700	4 05							3	2 16	1	17
4,900	7 41							1	72		
800	45			2	30						
200	30			1	15			1	72	1	17
500	75										
				2	30						
200	30										
										1	17
200	80										
12,200	\$18 36	3,000	\$1 90	5	\$0 75			5	\$3 60	4	\$0 68
26,700	43 56	750	1 10	6	95	5	9 18			27	82

STATIONERY ACCOUNT FROM NOVEMBER 15, 1882, TO JANUARY 8, 1883.

From whom purchased.	Clips.		Paper weig'ts.		Twine.		Paste cups.	
	Number.	Cost.	Number.	Cost.	Balls.	Cost.	Number.	Cost.
In stock November 15, 1882.....	39	\$13 28	255	\$54 60	201	\$12 51		
A. H. Smythe.....			17	9 54				
J. M. & W. Westwater.....							6	\$2 00
J. R. Mills & Co.....								
Moor & Meeks.....								
Wilstach, Baldwin & Co.....								
Siebert & Lilley.....								
Total.....	39	\$13 28	272	\$64 14	201	\$12 51	6	\$2 00
To whom issued.								
Executive Department.....					2	\$0 12		
Secretary of State.....					16	99		
Auditor of State.....	2	68	4	96	10	1 12	1	34
Attorney-General.....								
Treasurer of State.....					2	12		
Senate.....	17	5 78	44	10 20	13	81	6	2 00
House of Representatives.....			205	41 13	28	1 74	1	34
Supreme Court.....								
Supreme Court Clerk.....								
Adjutant-General.....					2	12		
Fund Commission.....								
Insurance Department.....					2	12		
Railroad Commissioner.....								
School Commissioner.....								
State Library.....								
Supreme Court Reporter.....								
Agricultural Department.....					12	75		
Supervisor Public Printing.....								
Mine Inspector.....								
Labor Bureau.....								
Board of State Charities.....								
Board of Public Works.....			2	48	1	06		
Total.....	19	\$6 46	225	\$52 77	88	\$5 95	8	\$2 68

STATIONERY ACCOUNT.

STATIONERY ACCOUNT FROM NOVEMBER 15, 1882, TO JANUARY 8, 1883.

Bill files.		Red tape.		White tape.		Seals.		Spittoons.		Diaries.	
Number.	Cost.	Spools.	Cost.	Packages.	Cost.	Number.	Cost.	Number.	Cost.	Number.	Cost.
106	\$32 10	35	\$11 27	28	\$14 76	10,500	\$57 71			121	\$116 08
						10,000	18 00				
				96	57 60			12	\$10 50		
										31	684 90
										1	1 75
106	\$32 10	35	\$11 27	124	\$72 36	20,500	\$77 71	12	\$10 50	478	\$812 78
								1	\$0 88	6	\$10 50
1	\$0 31	4	\$1 28			300	\$1 14			19	32 25
										11	19 25
										2	3 50
										11	19 25
2	60	6	1 92	30	\$19 25					56	98 00
		8	2 56	8	5 55					181	318 75
		6	1 92							8	14 00
		6	1 92							2	3 50
						10,000	38 00			2	3 50
										12	21 00
										2	3 50
										3	5 25
										3	5 25
										1	1 75
										4	7 00
										9	15 75
										2	3 50
										1	1 75
										4	7 00
		1	32							7	12 25
3	\$0 91	31	\$0 87	38	\$24 80	10,300	\$39 14	1	88	446	\$605 50

STATIONERY ACCOUNT FROM JANUARY 8, 1883, TO NOVEMBER 15, 1883.

From whom purchased.	Clips.		Paper weights.		Twine.	
	Number.	Cost.	Number.	Cost.	Balls.	Cost.
In stock January 8, 1883.....	20	\$6 82	47	\$11 37	213	\$15 96
H. C. McClelland & Co.....			208	44 38		
A. H. Smythe.....			11	5 00		
Central Ohio Paper Co.....					366	33 90
Bell Bros.....						
Totals	20	\$6 82	284	\$80 73	479	\$40 76
To whom issued.						
Executive Department.....					2	\$0 16
Secretary of State.....	1	\$0 34	1	\$0 25	56	6 45
Auditor of State.....	2	68	1	25	17	1 77
Attorney-General.....	1	34			2	12
Treasurer of State.....					13	1 65
Senate.....			8	75	14	1 65
House of Representatives.....			1	25	151	13 66
Supreme Court.....			8	2 60	20	2 26
Supreme Court Commission.....			10	4 50	18	2 05
Supreme Court Clerk.....					9	83
Adjutant-General.....					25	2 68
Fund Commission.....					1	6
Insurance Department.....	3	1 02			10	76
Railroad Commissioner.....					6	60
School Commissioner.....					40	3 34
State Library.....					14	1 92
Law Library.....					12	1 60
Agricultural Department.....			2	50	42	5 10
Supervisor Public Printing.....			1	25	2	12
Mine Inspector.....					1	6
Labor Bureau.....						
Board State Charities.....			8	75	2	12
Board Public Works.....			2	50	5	55
Clerk House of Representatives.....					1	10
Clerk of Senate.....					3	40
Totals	7	\$2 34	32	\$10 60	406	\$47 81
In stock	13	4 44	232	50 13	13	1 95

STATIONERY ACCOUNT FROM JANUARY 8, 1888, TO NOVEMBER 15, 1888.

Bill files.		Red tape.		White tape.		Seals.		Spittoons.		Diari	
Number.	Cost.	Spools.	Cost.	Packages.	Cost.	Number	Cost.	Number.	Cost.	Number.	Cost.
108	\$31 19	4	\$1 40	86	\$55 56	10,200	\$38 57	11	\$0 62	49	\$73 78
		36	11 50					25	18 00		
108	\$31 19	40	\$12 90	86	\$55 56	0,200	\$38 57	36	\$27 02	49	\$73 78
14	\$4 20	4	\$1 33			1,325	\$5 04			1	\$1 75
		2	67			100	38			7	12 26
		1	38							14	24 50
8	2 40	2	67	10	\$6 50					2	3 50
				70	45 30						
2	60	6	2 00			1,000	3 80	8	\$7 00		
2	60	9	8 13			200	76				
		1	38								
4	1 20							2	1 75		
		6	2 00							1	1 75
								8	2 62		
		2	75					2	1 75	1	1 75
										2	3 50
30	\$0 00	33	\$11 26	80	\$51 80	2,625	\$9 98	15	\$13 12	28	\$40 00
78	22 19	7	1 64		3 76	7,575	28 50	21	14 50		

STATIONERY ACCOUNT FROM NOVEMBER 15, 1882, TO JANUARY 8, 1883.

From whom purchased.	Knife erasers.		Blank books.		Hones.		Buckets.	
	Number.	Cost.	Number.	Cost.	Number.	Cost.	Number.	Cost.
In stock November 15, 1882.....	273	\$167 41	1542	\$966 17	1	\$0 50	25	\$6 52
H. C. McClelland & Co.....	240	139 80	996	637 54				
A. H. Smythe.....			96	56 85				
Stebert & Lilley.....			1	1 75				
Republic Printing Co.....								
Totals.....	513	\$307 21	2635	\$1,562 41	1	\$0 50	25	\$6 52
To whom issued.								
Executive Department.....	4	\$2 40	7	\$5 15			2	\$0 52
Secretary of State.....	20	12 00	38	40 49				
Auditor of State.....	3	1 80	19	28 69				
Attorney-General.....			8	6 56				
Treasurer of State.....	2	1 20	18	21 50				
Senate.....	100	60 00	206	221 63			3	75
House of Representatives.....	192	116 40	1027	458 53			5	1 30
Supreme Court.....	6	3 60	21	10 25				
Supreme Court Clerk.....			14	6 20				
Adjutant-General.....	6	3 60	32	39 22			1	26
Fund Commission.....	1	60	4	4 00				
Insurance Department.....	17	10 20	13	23 33				
Railroad Commissioner.....	1	60	5	8 50				
School Commissioner.....	1	60	3	2 25				
State Library.....	1	60	3	5 25				
Law Library.....			14	10 00				
Supreme Court Reporter.....			1	1 75				
Agricultural Department.....			8	10 00				
Supervisor Public Printing.....	4	2 40	43	22 75				
Mine Inspector.....			2	3 50				
Labor Bureau.....			1	1 75				
Board of State Charities.....			4	2 95				
Board of Public Works.....	2	1 20	33	22 86				
Tax Commission.....	2	1 20						
Senate Clerk.....			1	1 75				
Totals.....	362	\$218 40	1525	\$1,139 89			11	\$2 86

STATIONERY ACCOUNT FROM NOVEMBER 15, 1882, TO JANUARY 8, 1883.

Arm rests.		Sealing wax.		Scrap books.		Office pins.		Thermometers.		File boxes.	
Number.	Cost.	Sticks.	Cost.	Number.	Cost.	Rolls.	Cost.	Number.	Cost.	Number.	Cost.
3	\$4 70	11	\$1 75	145	\$165 16	186	\$10 16	6	\$9 51	6	\$3 95
13	18 72			19	26 60	36	2 61	5	2 25		
										210	61 25
16	\$23 42	11	\$1 75	164	\$191 70	172	\$12 77	11	\$11 76	216	\$65 20
2	\$2 94			1	\$1 17	2	\$0 16	1	\$1 07	3	\$0 62
				1	1 17			2	2 14		
				48	50 81	70	11 20				
		6	\$0 96	115	134 44	111	17 76	6	6 42	120	36 00
						12	96				
										13	3 60
						12	96				
				4	4 60					6	1 80
2	\$2 94	6	\$0 96	164	\$191 70	207	\$16 56	9	\$9 61	140	\$42 08

STATIONERY ACCOUNT FROM JANUARY 8, 1883, TO NOVEMBER 15, 1883.

From whom purchased.	Knife erasers.		Blank books.		Hones.		Buckets.	
	Number.	Cost.	Number.	Cost.	Number.	Cost.	Number.	Cost.
In stock January 8, 1883.....	151	\$88 81	1,110	\$423 52			14	\$3 66
H. C. McClelland & Co.....	27	19 40						
A. H. Smythe.....			70	40 53				
Siebert & Lilley.....			8	4 65				
T. M. Patterson.....			72	36 00				
Abbott, Stoner & Horn.....					18	\$2 25		
McDonald & Steube.....							12	7 75
Totals.....	178	\$108 21	1,260	\$503 70	18	\$2 25	26	\$11 41
To whom issued.								
Executive Department.....	2	\$1 40	1	\$3 00				
Secretary of State.....	8	5 20	22	15 41	3	\$0 88	4	\$1 55
Auditor of State.....	8	4 90	9	3 53	3	38	2	54
Attorney-General.....	1	60	1	25	1	12	1	65
Treasurer of State.....	1	50	8	3 58			1	28
Senate.....	52	30 30	76	31 58				
House of Representatives.....	44	28 40	219	21 81				
Supreme Court.....	6	4 71	52	28 36				
Supreme Court Commission.....			34	16 47	6	75	2	52
Supreme Court Clerk.....	3	1 90	7	3 95			2	95
Adjutant-General.....	4	2 40	8	2 20			1	28
Fund Commission.....			3	24				
Insurance Department.....	13	8 20	15	6 07			1	28
Railroad Commissioner.....			8	3 15	1	12	1	30
School Commissioner.....	4	2 80	4	2 24			1	65
State Library.....	1	60						
Law Library.....			2	70				
Supreme Court Reporter.....			1	90				
Agricultural Department.....	4	2 80	28	9 40			2	91
Supervisor Public Printing.....	6	3 40	16	2 80			1	30
Mine Inspector.....	1	80	3	2 70			1	30
Labor Bureau.....			3	2 15				
Board of State Charities.....	1	60					1	30
Board of Public Works.....	7	3 90	81	15 32				
Clerk House of Representatives.....								
Clerk of Senate.....	2	1 00	1	25				
Transferred to pad account.....			500	187 50				
Totals.....	168	\$102 21	1,002	\$362 36	14	\$1 75	21	\$7 77
In stock.....	10	6 00	258	141 34	4	50	5	3 64

STATIONERY ACCOUNT FROM JANUARY 8, 1883, TO NOVEMBER 15, 1883.

Arm rests.		Sealing wax.		Scrap books.		Office pins.		Thermometers.		File boxes.	
Number.	Cost.	Sticks.	Cost.	Number.	Cost.	Rolls.	Cost.	Number.	Cost.	Number.	Cost.
14	\$20 48	5	\$0 80	33	\$45 00	1	\$0 10	2	\$2 18	76	\$23 18
		20	5 00	12	16 80	300	28 57				
										587	164 28
14	\$20 48	25	\$5 80	48	\$61 80	861	\$26 67	2	\$2 18	663	\$187 46
				1	\$1 40	6	\$0 48			39	\$11 96
				9	12 60	5	40				
				12	16 80	24	1 92				
		4	\$1 60	1	1 40	6	48			1	31
				9	12 60	25	2 00				
				12	16 80	85	6 80				
						80	2 40				
		6	1 50			36	2 88	1	\$1 25		
		7	1 64								
						5	40			5	1 50
						36	2 88			50	13 55
				4	5 60	2	16				
						12	96				
						2	16				
				1	1 40	36	2 88			2	62
				2	2 80					72	21 60
				2	2 80					60	18 48
				1	1 40	4	32			6	1 80
				1	1 40	10	80			30	9 88
				2	2 80	6	48				
14	\$20 48	17	\$4 14	36	\$50 40	330	\$26 40	1	\$1 25	265	\$79 20
		8	1 66	12	11 40	31	27	1	88	398	106 26

STATIONERY ACCOUNT FROM NOVEMBER 15, 1882, TO JANUARY 8, 1883.

From whom purchased.	Desk blotters.		Waste paper baskets.		Dust pans.		Card board.	
	Number.	Cost.	Number.	Cost.	Number.	Cost.	Sheets.	Cost.
In stock November 15, 1882	8	\$5 76	1	\$0 50	10	\$1 57		
A. H. Noythe			24	12 00			12	\$0 60
Totals.....	8	\$5 76	25	\$12 50	10	1 57	12	\$0 60
To whom issued.								
Executive Department								
Secretary of State	2	\$2 81	1	\$0 50				
Auditor of State								
Attorney-General								
Treasurer of State								
Senate	2	2 80						
House of Representatives	1	1 15			4	62		
Supreme Court							12	\$0 60
Adjutant General								
Insurance Department								
Railroad Commissioner								
School Commissioner								
State Library								
Agricultural Department			1	50				
Supervisor of Public Printing								
Mine Inspector								
Board of State Charities								
Board of Public Works								
Tax Commission								
Totals.....	5	\$5 76	2	\$1 00	4	\$0 62	12	\$0 60

STATIONERY ACCOUNT FROM NOVEMBER 15, 1882, TO JANUARY 8, 1883.

Stationery cases.		Pen pullers.		Reporters' pads.		Pencil protectors.		Tie envelopes.		Soap dishes.	
Number.	Cost.	Gross.	Cost.	Number.	Cost.	Number.	Cost.	Number.	Cost.	Number.	Cost.
14	\$21 00	1	\$5 00	2,192	\$169 58	22 144	\$0 68 2 72	150	\$16 20		
14	\$21 00	1	\$5 00	2,192	\$169 58	176	\$3 40	150	\$16 20		
4	\$7 50			12 57 48 82	\$0 96 4 80 3 84 2 56	24	\$0 48				
4	6 00			520 702	41 60 56 50			36	\$3 84		
1	1 50			86	2 88	156 12	2 90 28				
1	1 50			12 12	96 96			78	7 75		
				18 20 12 6 6 16 28 12	1 68 1 00 96 72 72 1 26 2 48 96	12	28				
11	\$18 00			1,549	\$125 82	204	\$3 92	109	\$11 59		

STATIONERY ACCOUNT FROM JANUARY 8, 1883, TO NOVEMBER 15, 1883.

From whom purchased.	Desk blotters.		Waste paper basket.		Dust pans.		Card-board.	
	Number.	Cost.	Number.	Cost.	Number.	Cost.	Sheets.	Cost.
In stock January 8, 1883.....			23	\$13 50	6	\$0 88		
A. H. Sinythe.....	12	\$14 00						
J. R. Hughes & Co.....			18	14 67				
H. C. McClelland & Co.....			12	9 76			192	\$6 60
Central Ohio Paper Company.....							1225	52 07
Myers Bros.....							50	2 50
Hann & Adair.....							2500	72 00
Siebert & Lilley.....								
Bell Bros.....								
Totals.....	12	\$14 00	48	\$37 93	6	\$0 88	3967	\$153 17
To whom issued.								
Executive Department.								
Secretary of State.....	4	\$4 68	1	\$0 50			1	\$0 05
Auditor of State.....			6	6 75	1	\$0 15		
Treasurer of State.....								
Senate.....								
House of Representatives.....								
Supreme Court.....							65	2 87
Supreme Court Commission.....			10	8 90	2	\$0 30	29	1 23
Supreme Court Clerk.....			3	3 83			9	38
Adjutant-General.....	1	1 17					22	96
Fund Commission.....								
Insurance Department.....	1	1 17	3	3 83				
Railroad Commissioner.....					1	15	192	6 60
School Commissioner.....								
State Library.....								
Supreme Court Reporter.....								
Agricultural Department.....							1100	47 13
Supervisor of Public Printing.....							3	17
Mine Inspector.....								
Labor Bureau.....			2	1 00				
Board of State Charities.....								
Board of Public Works.....								
Clerk of House of Representatives.....								
Clerk of Senate.....								
Girls' Industrial Home.....							33	1 36
Totals.....	6	\$7 02	25	\$23 91	4	\$0 60	1452	\$60 76
In stock.....	6	6 98	23	14 02	2	28	2515	72 41

STATIONERY ACCOUNT FROM JANUARY 8, 1883, TO NOVEMBER 15, 1883.

Stationery cases.		Pen pullers.		Reporter's pads.		Pencil protectors.		Tie envelopes.		Soap dishes.	
Number.	Cost.	Gross.	Cost.	Number.	Cost.	Number.	Cost.	Number.	Cost.	Number.	Cost.
3	\$3 00	1	\$5 00	1148	\$66 41	48	\$11 00	41	\$4 61		
				3024	207 55						
				1470	184 85			150	11 25	12	\$2 40
3	\$3 00	1	\$5 00	5537	\$458 81	48	\$11 00	191	\$15 86	12	\$2 40
				48	\$3 84			150	11 25		
				208	17 94	24	\$0 46				
				108	9 20						
1	\$1 00			42	3 64	24	46				
				394	36 08	24	46	24	2 45		
				1025	102 74	48	92				
				144	16 18	86	69				
				120	18 81	48	92			1	\$0 20
				99	9 88						
				106	8 75	86	69	16	1 20		
				15	1 32						
				162	14 79	12	28				
		2	07	18	1 50	12	28				
				54	4 96	48	92				
				86	3 97						
				4	40						
				90	7 92					1	20
		1	04	26	1 78						
				18	1 80						
				6	72						
				80	2 40	12	28				
				126	8 88	12	28				
				12	90						
1	1 00			21	2 68			28	2 80		
2	\$2 00	3	\$0 12	2849	\$282 10	338	\$5 48	218	\$17 70	2	\$0 40
1	1 00	141	4 88	2698	176 21	240	4 57			10	2 00

SECRETARY OF STATE.

FROM NOVEMBER 15, 1882, TO JANUARY 8, 1883.

Match cases		Pounce.		Letter presses and blotters.		Letter boxes.		Sponge caps.	
Number	Cost	Bottles.	Cost.	Number.	Cost.	Number.	Cost.	Number.	Cost.
3	\$1 05	5	\$0 52			2	\$2 00	49	\$3 00
3	\$1 05	5	\$0 52	6	\$2 40	2	\$2 00	49	\$3 00
								1	\$0 07
		3	\$0 31					1	7
								12	42
								1	84
								1	7
1	\$0 35					1	\$1 00	1	7
1	\$0 35	3	\$0 31			1	\$1 00	22	\$1 54

STATIONERY ACCOUNT FROM JANUARY 8, 1888, TO NOVEMBER 15, 1888.

From whom purchased.	Match safes.		Pounce.		Letter press blotters.		Letter boxes.		Sponge cups.	
	Number.	Cost.	Number.	Cost.	Number.	Cost.	Number.	Cost.	Number.	Cost.
In stock January 8, 1888.....	2	\$0 70	2	\$0 20	72	\$2 40	1	\$1 00	27	\$1 46
A. H. Smythe.....	2	70			72	2 40	6	10 80		
Abbott, Stoner & Horn.....	6	1 50								
Totals.....	10	\$2 90	2	\$0 20	144	\$4 80	7	\$11 80	27	\$1 46
To whom issued.										
Secretary of State.....			1	\$0 10	12	\$0 40			1	\$0 08
Auditor of State.....					12	40	1	\$1 80	3	24
Attorney-General.....							3	5 40	4	32
Treasurer of State.....	1	\$0 25							8	24
Senate.....									2	16
House of Representatives.....			1	10					10	83
Supreme Court.....									1	08
Supreme Court Commission.....	2	70					1	1 00		
Supreme Court Clerk.....										
Insurance Department.....					80	2 00				
School Commissioner.....									1	08
State Library.....									2	16
Agricultural Department.....	2	70							1	08
Board of Public Works.....										
Totals.....	5	\$1 65	2	\$0 20	84	\$2 80	5	\$8 20	28	\$2 27
In stock.....	5	1 25			80	2 00	2	2 00		

STATIONERY ISSUED.

F.
 In A

	Paper issued from November 15, 1887, to Jan- uary 8, 1888.	Paper issued from Jan- uary 8, 1888, to No- vember 15, 1888.	Stationery issued from November 15, 1887, to January 8, 1888.	Stationery issued from January 8, 1888, to November 15, 1888.	Aggregate value.
	Cost.	Cost.	Cost.	Cost.	Cost.
	30 54	\$49 67	\$91 51	\$269 92	\$411 64
	9 77	130 93	210 75	321 13	672 58
	30 47	819 73	235 51	312 51	1,398 122
		4 38	21 62	26 70	52 70
	71	11 99	76 67	137 70	227 07
	34 19	23 49	1,065 32	460 72	1,543 72
	9 19	29 64	2,379 80	773 45	3,192 08
		29 44	57 08	239 47	326 59
		11 79		283 94	285 73
		1 35	35 80	140 59	177 74
	34 97	85 15	101 49	465 17	716 78
	17		14 09	13 29	27 55
	4 97	97 47	117 85	233 14	453 43
		48 84	22 34	167 09	238 27
		21 35	36 40	94 64	152 39
		77	21 45	51 08	73 25
	5 42		11 35	3 10	19 87
	1 28		4 70	1 68	7 66
	87	37 08	24 46	189 24	251 65
	46	6 80	52 27	44 28	103 81
	36		12 05	61 53	73 94
	29 09	14 27	3 50	76 97	124 43
		5 05	18 86	38 27	62 18
		34 77	74 60	128 19	237 56
			15 46		15 46
		4 13	7 54	37 33	49 00
				10 47	10 47
atives.....	1,064 19	20,263 03			21,927 22
	138 69	648 56		2 86	790 11
	2,313 38	10,308 60			12,621 98
	247 00	589 94			836 94
		4 97		14 26	19 23
		24 70		6 40	31 10
		86 40			86 40
		47 40			47 40
		10 98			10 98
		14 71			14 71
		16 81			16 81
		5 82			5 82
		12 42			12 42
		12 22			12 22
	\$4,526 32	\$33,514 65	\$4,713 07	\$4,635 07	\$47,389 11

issued during the year..... \$38,040 97
 issued during the year..... 9,348 14

STATISTICAL REPORT

OF THE

SECRETARY OF STATE,

TO THE

GENERAL ASSEMBLY OF OHIO,

FOR THE YEAR 1883.

OFFICE OF THE SECRETARY OF STATE,
COLUMBUS, OHIO, December 1, 1883.

To the General Assembly of Ohio :

I have the honor to submit herewith my first annual report, being for the year ending November 15, 1883, according to Section 139 Revised Statutes, requiring the Secretary of State to prepare, annually, "from the official reports, and from whatever other reliable sources he may have access to, as full, accurate, and intelligible tables of the statistics of Ohio as may be in his power, and report the result of his labors to the General Assembly at its next meeting."

Very respectfully,

Your obedient servant,

JAS. W. NEWMAN,
Secretary of State.

ELECTION STATISTICS OF OHIO.

ES.

Males 21 years of age and over.

States and Territories.

	Total.	White.			Colored. ¹
		Native.	Foreign.	Total.	
The United States.....	12,830,349	8,270,518	3,072,487	11,343,005	1,487,344
The States.....	12,571,437	8,129,877	2,984,309	11,114,186	1,457,251
Alabama.....	259,884	136,058	5,403	141,461	118,423
Arkansas.....	182,977	129,675	6,475	136,150	46,827
California.....	329,392	135,209	127,374	262,583	66,809
Colorado.....	93,608	65,215	26,873	92,088	1,520
Connecticut.....	177,291	118,747	55,012	173,759	3,532
Delaware.....	38,298	27,447	4,456	31,902	6,396
Florida.....	61,699	30,351	3,859	34,210	27,469
Georgia.....	321,438	172,044	5,923	177,967	143,471
Illinois.....	796,847	505,272	277,869	783,161	13,686
Indiana.....	498,437	414,252	73,446	487,698	10,739
Iowa.....	416,658	287,530	126,103	413,633	3,025
Kansas.....	265,714	201,354	53,695	254,949	10,765
Kentucky.....	376,221	287,362	30,217	317,579	58,642
Louisiana.....	216,787	81,777	27,033	108,810	107,977
Maine.....	187,323	164,173	22,486	186,659	664
Maryland.....	232,106	144,586	38,936	183,522	48,584
Massachusetts.....	502,648	326,202	170,690	496,892	5,966
Michigan.....	467,687	285,469	176,088	461,557	6,130
Minnesota.....	213,485	88,622	123,777	212,399	1,086
Mississippi.....	238,532	102,560	5,674	108,234	130,278
Missouri.....	541,207	396,322	111,843	508,165	33,042

ELECTION STATISTICS.

Nebraska	129,042	83,334	54,864	128,186	844
Nevada	31,255	11,442	14,191	25,633	5,622
New Hampshire.....	105,138	88,790	16,111	104,901	237
New Jersey.....	300,635	190,656	99,309	280,965	10,670
New York.....	1,408,751	852,094	536,598	1,388,692	20,059
North Carolina.....	294,750	187,637	2,095	189,732	105,018
Ohio.....	826,577	613,485	191,386	804,871	21,706
Oregon.....	59,629	38,006	13,630	51,636	7,993
Pennsylvania.....	1,094,284	797,532	272,860	1,070,392	23,892
Rhode Island.....	76,898	47,904	27,108	75,012	1,886
South Carolina.....	205,789	82,910	3,990	86,900	118,889
Tennessee.....	330,305	240,939	9,116	250,055	80,250
Texas.....	380,376	246,018	55,719	301,737	78,639
Vermont.....	95,621	77,774	17,533	95,307	314
Virginia.....	334,505	198,277	7,971	206,248	128,257
West Virginia.....	139,161	123,569	9,208	132,777	6,384
Wisconsin.....	340,482	149,463	189,469	338,932	1,550
The Territories.....	258,912	140,641	88,178	228,819	30,093
Arizona.....	20,398	9,790	8,256	18,046	2,352
Dakota.....	51,603	25,476	25,486	50,962	641
District of Columbia.....	45,873	23,764	8,191	31,955	13,918
Idaho.....	14,795	7,331	4,338	11,669	3,126
Montana.....	21,544	12,162	7,474	19,636	1,908
New Mexico.....	34,076	26,423	4,558	30,981	3,095
Utah.....	32,773	13,795	18,283	32,078	695
Washington.....	27,670	15,858	8,393	24,251	3,419
Wyoming.....	10,180	6,042	3,199	9,241	939

1 Including Chinese, Japanese, and Indians.

QUADRENNIAL ENUMERATION OF MALE INHABITANTS OVER TWENTY-ONE YEARS OF AGE, IN OHIO, AS TAKEN BY ASSESSORS IN APRIL, 1883, UNDER PROVISIONS OF SECTION 1527, REVISED STATUTES OF OHIO, AND RETURNED TO THE AUDITOR OF STATE; ALSO, THE UNITED STATES CENSUS ENUMERATION, 1880, SAME CLASS OF INHABITANTS.

Counties.	White.	Colored.	Total, 1883.	Total, 1880.
Adams	5,598	76	5,674	5,685
Allen	7,729	135	7,864	7,791
Ashland	6,232	8	6,240	6,216
Ashtabula	9,772	56	9,828	10,727
Athens	6,401	231	6,632	7,068
Auglaize	6,156	12	6,168	6,039
Belmont	11,596	395	11,991	12,072
Brown	6,700	450	7,150	7,994
Butler	10,604	185	10,789	11,213
Carroll	3,967	21	3,988	4,201
Champaign	6,884	390	7,274	7,389
Clarke	12,224	1,152	13,376	11,628
Clermont	8,241	414	8,655	9,500
Clinton	5,689	325	6,014	6,411
Columbiana	12,802	158	12,960	12,463
Coshocton	6,053	22	6,075	6,594
Crawford	7,153	33	7,186	7,956
Cuyahoga	51,137	494	51,631	52,292
Darke	10,165	101	10,266	10,014
Defiance	5,500	24	5,524	5,807
Delaware	6,660	113	6,773	7,247
Erie	8,337	122	8,459	8,612
Fairfield	7,977	51	8,028	8,442
Fayette	4,479	294	4,773	5,255
Franklin	25,750	1,338	27,088	24,157
Fulton	5,030	10	5,040	5,610
Gallia	5,941	562	6,503	6,592
Geauga	4,152	2	4,154	4,360
Greene	6,359	1,035	7,394	8,167
Guernsey	6,076	115	6,191	6,349
Hamilton	64,610	1,688	66,298	81,972
Hancock	6,710	23	6,733	6,956
Hardin	6,925	189	7,114	6,959
Harrison	4,720	129	4,849	5,181
Henry	5,267	9	5,276	5,169
Highland	6,950	364	7,314	7,565
Hocking	5,027	41	5,068	4,943
Holmes	4,916	4,916	5,065
Huron	8,350	47	8,397	8,646
Jackson	5,499	147	5,646	5,501
Jefferson	9,101	380	9,481	8,216
Knox	7,257	77	7,334	7,356
Lake	4,870	60	4,930	4,727
Lawrence	7,750	352	8,102	8,751
Licking	11,908	98	12,006	10,937
Logan	6,841	187	7,028	6,890
Lorain	9,532	251	9,783	9,802
Lucas	18,697	330	19,027	17,836
Madison	4,597	252	4,829	5,418
Mahoning	12,541	165	12,706	11,484
Marion	5,248	52	5,300	5,449
Medina	5,748	31	5,779	6,041
Meigs	6,623	386	7,009	7,651
Mercer	5,172	65	5,237	5,284

QUADRENNIAL ENUMERATION OF MALE INHABITANTS, ETC.—Continued.

Counties.	White.	Colored.	Total, 1883.	Total, 1880.
Miami.....	9,486	209	9,695	9,474
Monroe.....	5,953	16	5,969	6,043
Montgomery.....	23,974	370	24,344	23,511
Morgan.....	4,637	34	4,671	5,002
Morrow.....	5,161	38	5,199	5,182
Muskingum.....	11,940	88	12,028	12,346
Noble.....	4,586	11	4,597	4,778
Ottawa.....	4,991	14	5,005	5,128
Paulding.....	3,706	166	3,872	3,240
Perry.....	7,513	311	7,824	7,296
Pickaway.....	6,624	299	6,923	6,916
Pike.....	3,743	255	3,998	4,188
Portage.....	7,470	41	7,511	7,975
Preble.....	5,911	90	6,001	6,417
Putnam.....	6,010	6,010	5,658
Richland.....	9,211	25	9,236	9,655
Ross.....	8,817	534	9,351	9,933
Sandusky.....	7,475	36	7,511	8,125
Scioto.....	7,069	204	7,273	7,942
Seneca.....	9,368	43	9,411	9,649
Shelby.....	5,605	123	5,728	5,938
Stark.....	16,110	73	16,183	16,125
Summit.....	12,173	92	12,265	11,969
Trumbull.....	10,436	40	10,476	12,072
Tuscarawas.....	9,362	28	9,390	9,921
Union.....	5,605	102	5,707	5,799
Van Wert.....	5,951	75	6,026	5,555
Vinton.....	3,737	22	3,759	4,024
Warren.....	6,897	255	7,152	7,866
Washington.....	9,258	249	9,507	10,184
Wayne.....	10,469	38	10,507	10,209
Williams.....	6,028	6	6,034	6,161
Wood.....	9,033	21	9,054	8,890
Wyandot.....	5,538	28	5,566	5,756
Total.....	786,050	17,583	803,633	826,577

POPULAR VOTE IN EACH STATE FOR PRESIDENT IN 1876 AND 1880, AND THE NUMBER OF ELECTORAL VOTES IN EACH STATE, 1873-1883 AND 1883-1893.

States.	1876.		1880.				Electoral vote 1883-1893.		
	Tilden, Democrat.	Hayes, Republican.	Cooper, Greenback.	Smith, Prohibition.	Hancock, Democrat.	Garfield, Republican.		Weaver, Greenback.	Dow, Prohibition.
Alabama	102,989	68,708	91,185	56,221	4,642	10
Arkansas	58,071	38,669	289	60,775	42,436	4,079	7
California	76,468	79,279	44	80,426	80,348	3,392	8
Colorado	24,647	27,450	1,435	3
Connecticut	61,934	59,034	774	378	64,415	67,071	868	409	6
Delaware	13,381	10,752	15,275	14,133	120	3
Florida	22,927	23,849	27,984	23,654	4
Georgia	130,088	50,446	102,470	54,086	12
Illinois	258,601	278,232	17,233	141	277,321	318,037	969	443	22
Indiana	213,526	208,011	9,533	225,522	232,164	12,988	15
Iowa	112,121	171,326	9,001	36	106,845	183,927	32,701	13
Kansas	37,902	78,322	7,776	110	59,801	121,549	19,851	9
Kentucky	159,686	97,156	1,944	818	149,088	106,306	11,499	258	13
Louisiana	70,508	75,315	65,067	38,637	439	8
Maine	49,917	66,300	663	65,171	74,039	4,408	93	6
Maryland	91,780	71,981	33	10	93,706	78,515	818	8
Massachusetts	106,777	150,063	779	84	111,960	165,205	4,548	(82)	14
Michigan	141,095	168,534	9,080	766	131,597	185,341	34,895	942	13
Minnesota	48,789	72,962	2,311	72	53,315	83,903	3,267	286	7
Mississippi	112,173	52,605	75,750	34,854	5,797	9
Missouri	203,077	145,029	3,498	64	208,609	153,667	85,135	16

By Legislature.

ELECTION STATISTICS.

Nebraska	3	17,554	31,916	2,320	1,599	28,523	54,979	3,950	5
Nevada	8	9,308	10,383	9,613	8,732	3
New Hampshire.....	5	38,509	41,539	76	40,794	44,852	528	180	4
New Jersey	9	115,962	103,517	712	43	122,565	120,555	2,617	191	9
New York	35	521,949	489,207	1,987	2,359	534,511	555,544	12,373	1,517	36
North Carolina.....	10	125,427	108,417	124,208	115,874	1,126	11
Ohio	22	323,182	330,698	3,057	1,636	340,821	375,048	6,456	2,616	23
Oregon	3	14,149	15,296	510	19,948	20,619	249	3
Pennsylvania	29	366,204	384,184	7,187	1,319	407,428	444,704	20,668	1,939	30
Rhode Island	4	10,712	15,787	68	60	10,779	18,195	236	20	4
South Carolina.....	7	90,896	91,870	112,312	58,071	566	9
Tennessee	12	133,166	89,566	128,191	107,677	5,917	43	12
Texas	8	104,803	44,803	156,428	57,893	27,405	13
Vermont	5	20,350	44,428	18,316	45,567	1,215	4
Virginia	11	139,670	95,558	128,586	84,020	12
West Virginia.....	5	56,495	42,046	1,373	57,391	46,243	9,079	6
Wisconsin	10	123,926	130,070	1,509	27	114,649	144,400	7,986	69	11
Total	369	4,285,992	4,033,768	81,737	9,522	4,444,952	4,454,416	308,578	10,305	401
Majority	145,711	*9,464

* Plurality ; all over Garfield, 311,115. Total vote in 1876, 8,426,273. Total vote in 1880, 9,219,947.

ELECTION STATISTICS OF OHIO.

VOTE ON GOVERNOR FROM 1803 TO 1850, INCLUSIVE.

Year.	Names.	Vote.	Total vote.
1803.....	Edward Tiffin.....	4,564	4,564
1805.....	Edward Tiffin.....	4,783	
1807.....	Return J. Meigs	6,050	10,807
	Nathaniel Massie	4,757	
1808.....	Samuel Huntington.....	7,293	16,291
	Thomas Worthington	5,601	
	Thomas Kirker	3,397	
1810.....	Return J. Meigs	9,924	17,655
	Thomas Worthington	7,731	
1812.....	Return J. Meigs	11,859	19,762
	Thomas Scott.....	7,903	
1814.....	Thomas Worthington	15,879	22,050
	Othniel Looker	6,171	
1816.....	Thomas Worthington	22,931	30,833
	James Dunlap	6,295	
	Ethan A. Brown.....	1,607	
1818.....	Ethan A. Brown.....	30,194	38,269
	James Dunlap.....	8,075	
1820.....	Ethan A. Brown.....	34,836	48,850
	Jeremiah Morrow	9,426	
	William H. Harrison.....	4,348	
	Scattering.....	240	
1822.....	Jeremiah Morrow	26,059	60,008
	Allen Trimble	22,889	
	William W. Irvin	11,050	
1824.....	Jeremiah Morrow	39,526	76,634
	Allen Trimble	37,108	
1826.....	Allen Trimble	71,475	84,733
	John Bigger	4,114	
	Alex. Campbell.....	4,765	
	Benjamin Tappan.....	4,192	
	Scattering	187	
1828.....	Allen Trimble	53,970	106,033
	John W. Campbell	51,951	
	Scattering	112	

VOTE ON GOVERNOR—Concluded.

Year.	Names.	Vote.	Total vote.
1830.....	Duncan McArthur..... Robert Lucas..... Scattering	49,668 49,186 226	99,080
1832.....	Robert Lucas..... Darius Lyman..... Scattering	71,251 63,185 33	
1834.....	Robert Lucas..... James Findlay..... Scattering	70,738 67,414 38	134,469
1836.....	Joseph Vance	92,204	138,190
	Eli Baldwin	86,158	
	Scattering	200	
1838.....	Wilson Shannon..... Joseph Vance	107,884 102,146	178,562
	Scattering	7	
1840.....	Thomas Corwin	145,442	210,037
	Wilson Shannon..... Scattering	129,312 8	
1842.....	Wilson Shannon..... Thomas Corwin	119,774 117,902	274,762
	Leicester King..... Scattering	5,134 40	
1844.....	Mordecai Bartley	146,333	242,850
	David Tod..... Leicester King..... Scattering	145,062 8,898 11	
1846.....	William Bebb	118,869	300,304
	David Tod	116,484	
	Samuel Lewis	10,797	
	Scattering	46	
1848.....	Seabury Ford..... John B. Weller..... Scattering	148,250 147,886 939	246,196
1850.....	Reuben Wood..... William Johnson	133,093 121,106	297,075
	Edward Smith..... Scattering	13,747 93	
			268,038

VOTE CAST AT STATE AND PRESIDENTIAL ELECTIONS IN OHIO, FROM
1852 TO 1883, INCLUSIVE.

Year.	Officers to be elected.	Names of candidates.	Votes each received.	Total vote cast.
1852.....	President	Winfield Scott	152,523	353,188
		Franklin Pierce.....	168,933	
		John P. Hale.....	31,732	
1853.....	Governor.....	Nelson Barrere	85,857	283,866
		William Medill	147,663	
		Samuel Lewis	50,346	
1854.....	Supreme Judge.....	Joseph R. Swan	186,498	295,573
		S. F. Norris	109,075	
1855.....	Governor.....	S. P. Chase.....	146,770	302,065
		William Medill	131,019	
		Allen Trimble	24,276	
1856.....	President	John C. Fremont	187,497	386,497
		James Buchanan	170,874	
		M. Fillmore	28,126	
1857.....	Governor	S. P. Chase.....	160,568	329,905
		H. B. Payne.....	159,065	
		P. Van Trump.....	10,272	
1858.....	Supreme Judge.....	William V. Peck.....	182,942	345,552
		Thomas W. Bartley.....	162,610	
1859	Governor.....	W. Dennison, Jr.....	184,557	355,783
		R. P. Ranney.....	171,226	
1860.....	President	Abraham Lincoln.....	221,809	432,862
		Stephen A. Douglas.....	187,421	
		John Bell	12,193	
		John C. Breckenridge.....	11,303	
		Gerritt Smith.....	138	
1861.....	Governor.....	David Tod.....	206,997	358,791
		H. J. Jewett.....	151,794	
1862.....	Secretary of State ..	Wilson S. Kennon	178,755	363,070
		W. W. Armstrong	184,315	
1863.....	Governor.....	John Brough	288,374	475,866
		C. L. Vallandigham.....	187,492	
1864.....	Secretary of State ..	William Henry Smith.....	237,210	419,649
		W. W. Armstrong	182,439	
1864.....	President	Abraham Lincoln.....	265,654	471,253
		George B. McClellan.....	205,599	
1865.....	Governor.....	J. D. Cox	233,633	427,430
		George W. Morgan.....	193,797	
1866.....	Secretary of State ..	William Henry Smith.....	256,302	469,908
		Benjamin Lefever.....	213,606	

VOTE CAST AT STATE AND PRESIDENTIAL ELECTIONS—Continued.

Year.	Officers to be elected.	Names of candidates.	Votes each received.	Total vote cast.
1867.....	Governor.....	R. B. Hayes	243,605	484,227
		A. G. Thurman.....	240,622	
1868.....	Secretary of State ..	I. R. Sherwood	267,065	516,747
		Thomas Hubbard.....	249,682	
1868.....	President	U. S. Grant	280,167	518,788
		H. Seymour	238,621	
1869.....	Governor.....	R. B. Hayes.....	235,081	463,340
		G. H. Pendleton.....	227,580	
		Samuel Scott	679	
1870.....	Secretary of State ..	I. R. Sherwood	221,709	429,585
		William Heisley	205,014	
		Jay Odell	2,862	
1871.....	Governor.....	Edward F. Noyes.....	238,273	460,462
		George W. McCook.....	218,105	
		Gideon T. Stewart	4,084	
1872.....	Secretary of State ..	A. T. Wikoff	265,830	519,655
		Aquila Wiley.....	251,780	
		F. Schumacher	2,045	
1872.....	President	U. S. Grant	281,852	529,498
		Horace Greeley	244,321	
		James Black.....	2,000	
		Charles O'Conner.....	1,163	
		Scattering	162	
1873.....	Governor.....	William Allen.....	214,654	448,878
		Edward F. Noyes.....	213,837	
		Gideon T. Stewart	10,278	
		Isaac C. Collins.....	10,109	
1874.....	Secretary of State ..	William Bell, Jr.....	238,406	467,425
		Allen T. Wikoff	221,204	
		John R. Buchtel.....	7,815	
1875.....	Governor.....	R. B. Hayes	297,817	592,700
		William Allen.....	292,273	
		Jay Odell	2,543	
		Scattering	17	
1876... ..	Secretary of State ..	Milton Barnes	317,856	630,939
		William Bell, Jr.....	311,220	
		E. S. Chapman	1,863	
1876.....	President	R. B. Hayes	330,698	65
		Samuel J. Tilden	323,182	
		G. Clay Smith.....	1,636	
		Peter Cooper	3,057	
		James B. Walker	76	
		Scattering, etc	1,122	

VOTES CAST FOR PRESIDENT AT ELECTIONS HELD IN OHIO IN NOVEMBER, 1860, 1862, AND 1880—(Continued.)

Counties.	1860.					1862.					1880.				
	Tyngess R. Grant.	Horace Greeley.	James Black.	Charles O'Connor.	Samuel J. Tilden.	Rutherford B. Hayes.	G. Jay Smith.	Peter Cooper.	James B. Walker.	Total vote.	James A. Garfield.	Winfield S. Hancock.	James B. Weaver.	Neal Dow.	Total vote.
Harrison.....	2,383	1,695	6	8	2,026	1,972	81	11	3,131	2,757	4,984
Henry.....	1,160	1,510	1	2,105	1,726	3,048	2,871	4,012
Highland.....	3,171	2,935	1	3,253	3,411	3,638	3,400	5,012
Heckling.....	1,540	1,860	21	16	2,220	1,410	1,828	2,328	4,312
Holmes.....	1,689	2,220	3,171	1,241	1,350	1,283	4,664
Huron.....	3,812	2,182	15	19	5,014	2,454	1,106	1,030	8,784
Jackson.....	2,258	2,102	4	24	2,922	2,027	1,413	2,045	4,080
Jefferson.....	3,776	2,102	81	19	5,014	2,027	1,413	2,045	4,080
Knox.....	2,753	2,102	57	11	3,931	2,027	1,413	2,045	4,080
Lake.....	2,561	970	8	1,111	2,027	1,413	2,045	4,080
Lawrence.....	3,624	1,687	11	11	3,931	2,027	1,413	2,045	4,080
Licking.....	2,765	4,762	51	51	3,931	2,027	1,413	2,045	4,080
Lorain.....	1,935	1,935	7	6	2,765	3,931	1,413	2,045	4,080
Lucas.....	2,422	2,097	7	10	2,765	2,027	1,413	2,045	4,080
Madison.....	5,253	3,983	24	21	5,253	3,983	7,157	5,983	13,580
Marion.....	1,493	1,925	5	2,145	1,921	1,901	1,901	4,200
Meigs.....	3,757	3,318	23	14	5,068	3,021	2,102	2,102	6,163
Mitchell.....	1,340	1,812	23	30	2,068	1,918	3,510	2,178	6,683
Monroe.....	2,794	1,685	21	2	2,027	3,119	1,103	2,740	6,964
Morgan.....	3,201	1,812	3	4	2,773	3,062	1,173	3,367	8,364
Muskingum.....	1,676	2,090	33	26	2,840	1,128	1,173	3,367	8,364
Noble.....	3,753	2,910	3,490	1,128	1,173	3,367	8,364
Pickaway.....	1,207	2,878	59	12	3,490	1,128	1,173	3,367	8,364
Preble.....	6,968	7,183	38	18	8,871	7,921	1,628	3,367	13,000
Shelby.....	1,553	1,553	103	30	2,076	2,076	1,600	10,382	20,117
Stark.....	2,430	1,680	30	18	2,066	2,430	2,510	2,001	4,720
Summit.....	2,107	1,680	30	18	2,066	2,430	2,510	2,001	4,720
Tazewell.....	4,301	4,301	30	37	5,242	5,242	10,758	3,366	11,212
Union.....	2,536	1,637	2,066	2,225	2,106	2,014	4,962
Van Wert.....	1,122	1,630	3	6	2,498	1,336	1,580	2,014	4,288
Washington.....	879	1,630	1,180	1,336	1,510	2,680	4,288
Wayne.....	1,667	1,667	1,180	1,336	1,510	2,680	4,288
Wood.....	2,172	2,172	7	7	2,810	2,984	3,890	3,167	7,061
Yates.....	2,600	2,600	23	12	3,390	2,565	5,001	3,753	8,757

ELECTION STATISTICS.

Pike	1,284	1,528	1	2,004	1,485	14	3,542	1,756	2,192	25	3	8,976
Forage	3,178	2,438	50	3,004	3,712	37	6,717	3,090	3,117	86	86	7,259
Freble	2,715	2,401	2	2,551	3,004	37	5,638	3,188	2,711	4	105	6,008
Futnam	1,275	2,181	25	3,174	1,604	5	4,780	1,851	3,417	24	6	5,298
Richland	3,890	3,072	15	4,407	3,649	3	8,057	4,032	4,865	0	16	8,989
Ross	3,630	3,711	5	4,331	4,177	17	8,508	4,534	4,951	28	4	9,317
Sanduaky	2,380	2,729	1	3,025	3,539	45	6,564	3,659	3,610	148	20	6,876
Scioto	2,888	2,691	4	3,015	3,783	1	6,798	3,630	2,912	61	1	6,613
Seneca	3,128	3,464	4	4,315	3,783	4	8,098	4,048	4,840	109	23	8,085
Shelby	1,717	2,411	12	3,141	3,783	4	6,924	2,274	3,520	8	12	5,074
Stark	5,817	5,250	10	6,772	1,985	58	13,335	7,254	6,965	193	45	14,407
Summit	4,534	2,748	3	3,891	5,055	37	8,932	3,800	4,071	192	49	10,202
Trumbull	3,178	2,821	5	3,030	6,153	41	9,017	6,796	4,841	71	25	10,237
Tuscarawas	5,969	2,821	2	3,574	3,574	13	7,148	4,096	4,841	2	44	9,086
Union	2,450	1,844	8	2,078	2,939	18	5,038	3,302	2,521	5	5	5,319
Van Wert	1,805	1,806	6	2,410	2,290	13	4,708	2,634	2,571	5	5	3,697
Vinton	1,314	1,310	11	1,817	1,533	13	3,355	1,790	1,962	5	14	7,148
Warren	3,763	2,168	3	2,539	4,146	5	6,713	4,565	2,964	112	28	9,303
Washington	4,231	3,680	8	4,192	4,361	26	8,885	4,711	4,132	28	11	9,278
Wayne	3,768	3,333	5	4,388	4,000	6	8,641	4,424	4,819	170	5	5,658
Williams	2,213	1,419	41	2,516	2,701	3	5,269	2,881	2,596	179	24	7,949
Wood	2,904	1,896	22	3,245	4,070	2	7,355	4,305	3,441	2	13	5,394
Wyandot	1,816	2,695	11	2,919	2,079	2	4,701	2,398	2,981	2	13	5,394
Totals	281,852	344,321	1,163	323,182	330,698	1,636	653,771	375,048	340,821	6,556	2,616	1,724,967

Scattering, 26.

VOTE ON THE PROPOSED NEW CONSTITUTION OF OHIO, AND SEPARATE PROPOSITIONS, AT AN ELECTION HELD AUGUST 18, 1874; ALSO, THE VOTE ON LICENSE AT THE SPECIAL ELECTION IN JUNE, 1851, FOR THE ADOPTION OR REJECTION OF THE PRESENT CONSTITUTION.

Counties.	1874.				1851.				
	Constitution.		Minority representation.		Railroad aid.		License.		Total vote.
	For.	Against.	For.	Against.	For.	Against.	For.	Against.	
Adams	168	2,460	295	2,234	263	2,314	813	1,788	2,679
Allen	566	2,304	650	2,073	492	2,304	1,424	1,458	3,007
Ashland	556	2,651	498	2,481	241	2,814	1,362	1,768	3,236
Ashtabula	2,448	1,594	1,451	2,157	298	3,025	1,485	2,539	4,050
Athens	422	2,877	381	2,756	201	2,983	1,020	2,060	2,849
Auglaize	239	1,980	235	1,888	641	1,471	1,944	831	2,346
Belmont	1,398	5,338	912	5,002	524	6,045	2,401	4,107	6,775
Brown	596	3,273	616	3,050	740	3,029	1,839	1,064	3,981
Butler	1,357	8,550	1,056	8,643	387	4,384	3,658	1,300	1,830
Carroll	180	2,497	153	2,746	81	2,597	1,110	1,533	1,448
Champaign	783	2,735	550	2,730	470	2,888	1,410	2,078	1,513
Clarke	1,076	1,612	1,075	2,190	698	2,782	1,835	1,846	3,710
Clermont	1,148	3,321	1,013	3,223	1,063	3,259	2,183	2,322	4,401
Columbiana	510	2,769	325	2,810	214	3,043	1,063	1,546	3,546
Coshocton	1,505	4,942	971	4,907	370	6,013	2,163	4,250	6,005
Crawford	1,404	2,515	826	2,321	625	3,043	1,283	1,886	3,574
Cuyahoga	1,107	2,283	945	2,321	925	3,043	2,212	1,187	2,692
Darke	13,450	4,019	6,774	8,258	1,510	15,172	11,265	6,226	17,870
Deane	624	2,685	609	2,735	485	2,810	2,197	1,150	3,909
Defiance	414	1,982	218	1,711	108	1,853	1,337	798	2,044
Delaware	850	3,714	210	3,714	174	3,864	1,315	2,112	4,112
Eric	806	1,717	982	1,063	687	1,928	1,733	830	2,369
Fairfield	1,101	2,712	1,315	2,190	529	3,138	1,863	1,976	2,948
Payette	476	1,846	390	1,708	565	1,735	688	1,662	2,378
Franklin	8,326	4,620	3,338	4,172	1,263	6,404	4,940	3,912	8,174
Fulton	602	1,544	640	1,373	106	1,692	949	1,253	2,185
Gallia	283	2,850	244	2,680	302	2,006	688	2,552	3,232
Geauga	793	964	335	1,351	124	1,945	500	1,267	1,639
Greene	759	2,907	625	2,625	600	2,800	1,624	2,077	3,618
Hernsey	479	8,649	263	8,749	444	8,612	1,117	3,900	4,156

ELECTION STATISTICS.

Hamilton	14,835	6,413	10,790	11,194	6,393	18,533	16,186	6,999	34,065	4,943	8,945
Hancock	440	3,442	460	3,185	446	3,357	2,118	1,747	3,954	1,212	2,731
Hardin	923	2,115	571	2,289	433	2,437	1,384	1,693	3,066	773	413
Harrison	224	8,541	200	8,357	299	8,351	667	3,055	8,796	1,266	1,966
Henry	451	1,875	315	1,956	127	2,195	1,370	980	2,427	273	1,080
Highland	1,126	2,944	854	3,057	418	3,435	1,558	2,598	4,155	980	2,040
Hocking	400	1,508	385	1,417	245	1,683	685	1,181	1,959	893	621
Holtz	392	2,454	257	2,598	82	2,593	1,401	1,299	2,742	1,518	774
Jackson	1,937	3,163	782	3,028	592	3,442	1,830	2,291	2,742	1,695	1,695
Jackson	883	2,083	830	2,004	776	1,594	1,001	1,378	2,468	461	1,902
Jefferson	534	3,763	429	3,978	294	3,914	1,369	2,894	3,963	1,479	1,902
Jones	299	3,616	347	3,448	245	3,579	1,511	2,363	3,967	1,067	2,430
Knox	1,537	3,989	648	3,216	139	1,744	723	1,221	1,953	440	957
Lake	2,084	2,347	856	3,219	1,090	3,069	1,839	2,621	4,527	345	996
Lawrence	471	4,984	525	4,743	275	5,074	2,001	1,615	5,585	1,015	2,956
Licking	904	2,331	701	2,964	309	2,838	1,948	3,498	3,304	1,089	1,310
Logan	447	3,254	845	3,422	384	4,213	2,311	1,948	4,882	1,069	1,310
Lorain	1,388	2,173	917	2,316	882	2,178	2,178	1,431	3,709	1,069	1,726
Lucas	401	2,085	288	2,124	162	2,327	968	1,516	2,544	556	870
Madison	1,660	3,375	1,249	3,490	445	4,451	2,033	2,972	5,146	1,468	885
Mahoning	719	1,943	144	2,004	114	2,457	1,463	1,183	2,644	1,064	645
Marion	913	2,332	544	2,201	180	2,901	1,408	1,864	3,323	1,381	1,587
Medina	986	3,067	814	3,170	527	3,449	1,828	2,700	4,074	650	394
Meigs	189	1,852	938	1,938	638	1,473	1,038	1,058	2,230	477	384
Mercer	971	2,776	492	2,990	550	2,478	2,247	1,483	3,941	1,558	1,461
Miami	312	2,796	351	2,648	612	3,106	1,488	1,545	3,155	1,408	825
Monroe	267	3,319	351	2,933	137	2,504	1,957	1,795	3,186	2,713	1,621
Montgomery	267	2,877	167	2,879	193	2,574	1,073	2,023	3,186	1,183	1,606
Morgan	353	2,602	353	2,433	193	2,574	1,073	1,982	2,987	1,128	1,255
Morrow	1,023	4,891	776	4,597	834	4,383	2,923	3,988	6,081	2,298	3,517
Muskingum	78	2,885	159	2,706	94	1,943	2,823	2,823	2,990	1,228	994
Noble	690	694	500	1,943	211	1,842	1,982	390	1,671	279	84
Ottawa	290	694	179	739	116	958	300	646	1,043	161	134
Paulding	218	2,096	336	2,733	224	2,923	1,849	1,832	3,285	1,880	1,228
Perry	670	2,807	675	2,216	1,085	2,185	1,857	1,527	3,372	1,806	1,809
Pickaway	1,368	1,968	213	1,410	301	1,696	698	1,019	2,767	1,906	1,658
Pike	889	2,043	817	2,946	227	3,064	1,504	1,913	3,580	1,820	1,741
Portage	487	2,255	436	2,170	429	2,185	1,601	1,154	2,327	873	1,161
Preble	429	1,638	487	1,620	409	1,581	1,601	904	2,156	405	481
Putnam	318	3,418	948	3,467	355	4,213	1,120	2,960	4,839	2,220	1,992
Richland	986	3,135	806	3,076	1,167	2,825	2,094	1,943	4,127	1,405	2,162
Ross	224	3,346	206	3,365	272	3,964	2,122	1,527	3,714	1,443	413
Sandusky	970	2,868	715	2,964	1,130	1,732	2,068	2,068	3,867	894	894
Scioto	688	4,279	467	4,279	286	4,559	2,908	2,023	6,016	1,943	1,060
Seneca	807	4,227	667	4,279	209	1,541	1,092	714	1,853	1,170	1,561
Shelby	807	5,521	3,062	6,036	540	8,617	4,960	4,319	9,428	2,663	1,559
Stark	2,112	3,007	1,453	3,007	459	4,194	2,465	2,397	5,004	1,075	2,054
Summit	1,755	3,970	977	4,343	351	5,162	2,205	3,490	5,848	1,689	1,689
Tuscarawas	1,540	3,462	434	3,788	434	4,467	2,465	2,620	5,048	2,281	1,337
Union	875	2,870	297	2,932	287	2,912	1,400	1,826	3,281	575	676
Van Wert	210	2,234	180	2,143	557	1,776	1,207	1,167	2,470	440	180

VOTE ON PROPOSED CONSTITUTION OF OHIO, ETC.--Continued.

Counties.	1874.										1881.	
	Constitution.		Minority representation.		Railroad aid.		License.		Total vote.		License.	
	For.	Against.	For.	Against.	For.	Against.	For.	Against.	For.	Against.	For.	Against.
Vinton	208	1,795	167	1,732	297	1,781	712	1,271	2,036	568	1,835	
Warren	623	3,285	569	3,111	406	3,403	2,041	1,901	4,055	1,477	1,835	
Washington	603	4,506	133	4,373	436	4,900	1,978	2,905	9,490	1,075	1,754	
Wayne	1,119	1,889	699	3,127	511	3,443	2,907	3,117	6,207	2,400	1,157	
Williams	182	2,062	293	1,995	190	2,232	1,213	1,403	3,888	307	308	
Wood	665	2,563	537	2,987	394	3,021	1,980	1,774	3,856	590	373	
Wyandot	373	2,313	161	2,157	216	2,426	1,377	1,305	2,737	858	487	
Totals	6,259	29,369	3,613	29,615	15,416	296,668	172,252	179,628	351,480	104,255	113,237	
Majorities against	117,884	188,800	2,012,132	7,286	8,082							

* The returns from the counties of Auglaize and DeLaware, of the vote in 1853, were not received in time to be counted by the Canvassing Board.

ABSTRACT OF VOTES CAST IN OCTOBER, 1875, ON PROPOSED AMENDMENTS TO THE CONSTITUTION OF OHIO, PROVIDING FOR SUPREME COURT COMMISSION AND TAXING DOGS; ALSO VOTES CAST IN OCTOBER, 1872, FOR PROPOSED AMENDMENTS TO SECTIONS 8 AND 9 OF ARTICLE IV (JUDICIAL SECTION), ARTICLE III, ARTICLE III (CHANGING TIME OF ELECTION OF STATE OFFICERS), AND SECTION 4, ARTICLE X RELATING TO TOWNSHIP TRUSTEES.

1875.

1872.

Counties.	Commission.		Taxing dogs.		Judicial.		Sec. 2, Art. II.		Sec. 1, Art. III.		Sec. 4, Art. X.	
	For.	Against.	For.	Against.	For.	Against.	For.	Against.	For.	Against.	For.	Against.
Adams	264	1,789	1,612	1,027	4,414	2,022	1,351	1,947	1,354	1,943	1,613	1,827
Allen	1,961	1,693	1,789	979	5,095	1,873	1,829	1,508	1,788	1,533	2,465	1,231
Ashland	1,340	1,721	1,423	1,423	5,663	1,689	1,781	1,552	1,750	1,552	2,110	1,027
Ashland	1,340	1,721	1,423	1,423	8,705	2,476	2,326	979	2,260	979	2,365	926
Ashland	1,340	1,721	1,423	1,423	5,663	1,689	1,781	1,552	1,750	1,552	2,011	1,144
Athens	1,340	1,721	1,423	1,423	3,968	1,975	1,189	3,045	823	2,821	2,011	1,144
Auglaize	2,999	1,011	1,848	574	8,068	1,975	1,919	1,313	1,179	1,965	1,562	1,229
Baldwin	5,075	1,811	3,723	1,850	9,137	1,379	1,477	4,531	1,214	4,679	1,715	3,467
Belmont	968	3,284	1,014	1,014	6,076	1,938	1,691	1,999	1,992	1,991	1,273	1,858
Berlin	6,993	1,144	3,267	829	8,190	975	1,265	2,678	1,114	1,478	1,819	1,965
Bethel	1,699	1,144	1,014	467	8,190	1,917	1,326	777	1,297	663	1,532	865
Butler	2,561	1,144	1,014	467	8,190	1,917	1,326	777	1,297	663	1,532	865
Carroll	1,699	1,144	1,014	467	8,190	1,917	1,326	777	1,297	663	1,532	865
Champaign	6,993	1,144	3,267	829	8,190	1,917	1,326	777	1,297	663	1,532	865
Clarke	1,699	1,144	1,014	467	8,190	1,917	1,326	777	1,297	663	1,532	865
Clermont	6,993	1,144	3,267	829	8,190	1,917	1,326	777	1,297	663	1,532	865
Columbiana	1,699	1,144	1,014	467	8,190	1,917	1,326	777	1,297	663	1,532	865
Coshocton	1,699	1,144	1,014	467	8,190	1,917	1,326	777	1,297	663	1,532	865
Crawford	1,699	1,144	1,014	467	8,190	1,917	1,326	777	1,297	663	1,532	865
Cuyahoga	4,113	1,693	3,422	1,914	5,379	1,767	1,046	2,114	1,363	1,967	1,707	1,861
Darke	8,359	2,154	10,513	1,663	15,211	5,874	1,885	8,839	1,235	8,291	1,290	762
DeKalb	1,340	1,721	1,423	1,423	7,192	1,878	1,349	1,689	1,571	1,726	1,198	1,618
DeKalb	1,340	1,721	1,423	1,423	7,192	1,878	1,349	1,689	1,571	1,726	1,198	1,618
Delaware	3,412	1,144	2,268	599	3,705	689	1,349	1,349	823	1,392	2,538	1,421
Delaware	3,412	1,144	2,268	599	3,705	689	1,349	1,349	823	1,392	2,538	1,421
Erie	3,412	1,144	2,268	599	3,705	689	1,349	1,349	823	1,392	2,538	1,421
Fairfield	1,058	1,531	1,068	1,376	6,882	1,910	1,166	1,896	2,118	882	1,983	1,334
Fayette	3,412	1,144	2,268	599	3,705	689	1,349	1,349	823	1,392	2,538	1,421
Franklin	10,283	1,291	11,574	1,045	14,867	2,611	1,760	2,269	1,158	2,178	1,907	1,823
Fulton	2,325	369	2,694	1,027	11,367	1,077	1,384	1,690	1,463	1,630	1,549	4,888
Gallia	3,014	919	3,933	1,281	5,227	1,113	1,210	1,763	2,631	1,750	2,892	4,636
Geauga	1,901	1,531	3,432	572	3,136	921	1,116	1,216	1,392	1,060	1,263	831
Greene	3,065	1,693	4,758	1,100	6,441	1,062	1,081	1,081	1,081	1,081	1,081	1,081
Hamilton	4,319	511	20,362	1,416	3,290	790	1,358	1,358	707	1,796	1,461	1,727
Hancock	3,469	893	1,918	4,927	48,807	8,931	13,940	13,940	9,290	13,713	10,776	12,461
Hardin	3,742	348	2,541	5,457	5,457	1,367	1,620	1,620	1,411	1,411	2,437	1,404
Harrison	963	1,420	1,164	1,243	4,455	533	673	1,689	628	1,622	1,188	1,212
Total vote.	5,016	1,827	4,189	1,827	4,189	1,827	4,189	1,827	4,189	1,827	4,189	1,827

ABSTRACT OF VOTES CAST IN OCTOBER, 1875, ON PROPOSED AMENDMENTS TO THE CONSTITUTION OF OHIO, ETC.—Continued.

Counties.	1875.						1876.									
	Commission.		Taxing dogs.		Total vote.		Judicial.		Sec. 2, Art. II.		Sec. 1, Art. III.		Sec. 4, Art. X.		Total vote.	
	For.	Against.	For.	Against.	For.	Against.	For.	Against.	For.	Against.	For.	Against.	For.	Against.		
Henry.....	2,425	289	2,307	405	3,354	2,116	639	2,091	716	2,092	716	2,091	710	2,379	557	4,012
Highland.....	3,401	655	3,497	531	6,410	940	1,785	1,083	1,792	845	1,792	1,083	1,795	1,438	1,520	7,042
Hocking.....	1,801	543	1,561	376	3,501	940	1,115	1,103	2,818	1,103	2,818	1,103	1,765	1,199	2,815	4,140
Holmes.....	1,923	892	1,967	825	3,948	825	2,217	644	3,120	973	3,120	644	2,115	1,254	1,763	4,478
Huron.....	5,136	461	5,295	318	6,709	6,035	364	6,571	386	6,571	386	6,571	386	5,768	222	7,449
Jackson.....	2,161	1,041	1,769	393	4,792	532	1,544	320	1,539	320	1,539	320	1,520	1,145	1,013	4,467
Jefferson.....	3,626	1,582	3,406	938	6,402	1,477	2,602	1,738	2,201	1,738	2,201	1,738	2,201	2,201	1,884	6,999
Knox.....	756	1,379	1,843	336	3,491	91	1,845	487	2,931	487	2,931	487	1,631	1,189	1,648	6,918
Lake.....	8,466	249	2,717	91	3,434	2,949	1,487	2,931	1,500	2,931	1,500	2,920	1,631	3,415	1,110	8,983
Lawrence.....	5,342	632	3,556	1,304	6,914	1,312	2,074	1,312	2,213	1,312	2,213	1,312	1,795	1,679	3,983	6,882
Licking.....	3,253	592	3,520	499	8,314	572	2,462	3,046	3,046	2,462	3,046	2,462	2,462	1,443	2,892	9,694
Logan.....	2,784	716	1,442	498	5,194	1,771	1,380	2,061	1,178	2,061	1,178	2,061	1,178	694	465	5,692
Lorain.....	5,012	87	3,576	640	6,445	1	1,408	1,705	1,705	2,071	1,705	2,071	1,637	8,151	1,393	12,043
Lucas.....	9,283	463	10,120	100	4,183	690	780	667	1,276	667	1,276	667	1,276	898	943	6,053
Madison.....	3,714	194	2,013	100	7,769	3,564	763	3,600	753	3,600	753	3,600	753	3,643	729	8,216
Manitowig.....	5,115	1,317	6,012	1,112	7,769	3,564	763	3,600	753	3,600	753	3,600	753	3,499	699	4,903
Marion.....	2,389	701	2,203	352	3,496	3,478	195	3,016	1,278	3,016	1,278	3,016	1,262	842	551	5,285
Medina.....	2,228	822	1,796	328	4,490	773	354	790	663	790	663	790	663	825	1,128	3,895
Meigs.....	4,271	1,146	4,479	861	6,310	1,669	2,321	1,685	2,158	1,685	2,158	1,685	2,172	1,553	3,954	8,995
Mercer.....	884	943	1,137	307	3,867	786	1,235	1,235	1,190	1,235	1,190	1,235	1,190	825	1,128	3,895
Miami.....	4,685	1,087	1,097	307	7,283	1,067	2,906	1,115	2,854	1,115	2,854	1,115	2,817	763	3,065	8,950
Monroe.....	1,210	1,828	2,045	1,192	4,176	476	1,184	508	1,222	467	1,222	467	2,105	1,687	4,648	4,989
Montgomery.....	6,043	2,886	7,609	1,913	15,253	4,457	2,200	4,769	1,862	4,769	1,862	4,769	1,862	4,548	1,994	18,108
Morgan.....	2,152	1,677	2,063	1,214	4,333	652	2,343	693	2,262	693	2,262	693	2,262	1,068	4,690	4,690
Morrow.....	712	1,677	1,683	983	4,306	1,219	1,063	1,016	1,206	909	1,206	909	1,180	1,454	864	4,612
Muskingum.....	7,618	1,588	4,241	1,689	10,174	984	4,682	3,909	4,704	4,682	3,909	4,682	3,909	2,470	4,094	10,981
Noble.....	1,370	1,470	1,904	1,000	4,204	560	1,705	1,451	1,500	1,451	1,500	1,451	1,500	820	1,465	4,568
Ottawa.....	1,631	240	923	384	2,855	762	1,171	2,080	1,184	1,171	2,080	1,171	1,799	2,109	1,464	3,616
Paulding.....	478	585	236	149	2,288	813	738	738	490	738	490	738	428	1,804	225	2,521
Perry.....	2,823	818	2,118	957	4,673	896	1,606	450	1,583	450	1,583	450	1,584	1,051	1,802	5,639
Pickaway.....	1,224	1,456	2,106	818	6,570	1,241	2,168	1,365	2,054	1,365	2,054	1,365	2,044	1,580	1,923	6,234
Pike.....	1,873	681	1,002	855	3,279	1,102	2,286	897	1,897	897	1,897	897	1,776	1,568	1,568	3,721
Portage.....	1,528	713	2,809	354	6,329	3,449	897	3,837	967	3,837	967	3,837	2,998	2,998	6,987	8,721
Preble.....	2,806	1,446	4,085	446	5,079	1,003	1,755	1,251	1,578	1,251	1,578	1,251	2,045	2,045	5,782	6,987
Putnam.....	2,250	524	1,240	1,313	4,088	1,894	1,765	2,167	1,549	2,167	1,549	2,167	1,549	2,317	406	4,689
Richland.....	3,714	1,261	2,298	1,105	7,357	2,131	2,149	1,905	2,386	1,905	2,386	1,905	2,386	2,454	2,279	8,617

Ross.....	4,187	2,906	1,467	8,294	2,268	2,445	2,662	2,439	2,549	2,825	2,996	2,183	8,945
Sandusky.....	4,186	2,442	1,629	5,965	1,537	1,696	1,696	1,648	1,900	817	2,006	808	6,411
Seneca.....	5,118	4,624	1,081	6,327	4,446	962	4,557	968	4,555	851	4,731	618	6,568
Shelby.....	4,584	1,688	947	7,365	6,927	738	6,639	672	6,962	654	7,069	568	8,700
Stark.....	2,269	1,275	296	4,571	1,200	1,313	1,362	1,281	1,356	1,167	1,482	1,162	4,991
Summit.....	8,277	9,208	830	12,591	7,187	1,741	7,309	688	7,177	1,792	7,177	1,818	14,122
Tuscarawas.....	4,626	5,063	609	8,251	8,984	852	4,151	688	8,912	474	8,501	962	9,287
Union.....	6,528	3,980	138	9,065	1,762	688	1,779	655	1,752	690	2,207	689	9,471
Van Wert.....	4,022	1,589	1,496	7,828	2,411	2,366	2,679	832	2,637	2,168	3,150	1,676	8,513
Vinton.....	2,476	2,989	364	4,568	1,134	860	1,146	832	1,146	830	1,265	745	5,269
Warren.....	2,700	1,584	1,156	8,879	475	1,879	897	1,757	688	2,049	1,710	792	4,968
Washington.....	2,114	477	751	3,384	2,121	889	2,097	981	2,099	922	2,205	810	8,459
Wayne.....	5,137	5,315	274	6,251	816	950	950	2,664	922	2,664	2,048	1,837	6,709
Williams.....	2,316	4,054	2,018	8,446	980	4,306	1,090	4,124	1,004	4,123	1,690	3,504	9,058
Wood.....	4,649	1,992	1,182	8,174	4,142	3,120	2,439	2,006	2,452	1,972	3,233	1,392	9,008
Wyandot.....	647	1,161	407	4,683	1,114	473	1,178	1,139	1,139	526	1,380	497	5,486
Totals.....	389,076	278,005	73,801	565,248	159,630	163,639	166,285	158,642	162,728	155,257	197,223	139,455	670,711

TABLE SHOWING THE VOTE ON, AND THE MAJORITIES FOR OR AGAINST, THE SEVERAL PROPOSED AMENDMENTS TO THE CONSTITUTION OF OHIO, AS GIVEN AT THE ELECTION HELD OCTOBER 9, 1883.

Counties.	Judicial amendment.			Regulation and taxation of the liquor traffic.			Prohibition of intoxicating liquors.			Total.	
	Number of votes—Yes.	Number of votes—No.	Majorities for.	Majorities against.	Number of votes—Yes.	Number of votes—No.	Majorities for.	Majorities against.	Number of votes—No.		Majorities for.
Adams	3,301	2,217	1,084	138	1,523	3,150	2,379	718	2,567	78	5,682
Allen	3,382	1,612	3,297	1,002	2,777	3,667	2,041	272	3,961	73	7,407
Ashland	2,568	1,587	3,299	880	1,511	3,852	2,041	4,235	2,961	483	6,650
Ashsylvania	6,666	1,808	4,199	3,30	1,511	8,033	6,669	1,570	6,669	1,450	9,133
Athens	3,656	1,808	1,886	866	2,429	1,747	1,570	1,889	3,281	1,450	6,359
Auglaize	3,135	947	1,886	627	1,667	1,896	3,281	3,788	1,896	2,412	6,184
Belmont	2,659	3,311	7,468	1,153	7,468	8,132	3,786	1,229	3,786	47	11,079
Brown	5,917	621	963	729	1,097	9,331	5,319	47	5,319	5,857	6,091
Butler	4,319	1,703	1,589	2,219	1,097	3,317	1,979	4,949	4,949	9,797	6,091
Carroll	2,011	571	107	507	66	3,317	1,979	1,469	1,469	3,891	9,797
Champaign	2,971	711	851	956	961	2,755	2,755	213	2,755	483	8,091
Clarke	8,721	808	3,150	1,719	3,150	8,323	5,694	213	1,683	600	11,921
Clermont	4,219	590	3,227	1,086	1,086	6,310	3,341	3,190	3,190	600	8,492
Cincinnati	7,959	570	1,720	809	1,097	3,430	3,430	1,279	2,465	10,886	8,492
Columbiana	6,712	1,521	2,889	1,152	1,097	6,651	2,465	2,107	2,465	5,794	8,492
Coshocton	2,481	1,877	1,063	193	3,061	8,391	1,481	371	1,481	6,181	10,886
Crawford	3,558	1,857	92	1,111	3,68	5,098	3,528	1,450	3,528	1,450	7,024
Cuyahoga	15,115	11,543	9,221	2,840	13,311	12,931	16,340	13,000	16,340	13,000	39,614
Darke	4,853	2,497	3,067	1,152	3,766	3,559	3,189	2,013	3,189	2,013	9,123
DeKalb	5,054	1,633	1,151	874	1,151	3,746	2,252	3,762	1,892	1,892	4,084
Delaware	2,457	1,943	1,206	1,206	2,673	4,188	1,690	3,107	3,107	3,107	6,017
Erle	3,401	2,023	313	191	1,625	3,393	3,661	1,690	3,661	1,386	7,772
Fairfield	2,052	1,943	3,062	692	9,057	3,300	3,327	1,690	3,327	1,386	4,074
Fayette	2,413	1,943	148	692	9,057	11,630	6,203	8,156	6,203	8,156	7,772
Franklin	13,100	2,180	6,171	3,185	1,176	11,630	8,156	1,691	8,156	8,156	20,009
Fulton	2,923	1,576	631	621	1,176	3,429	2,819	1,614	2,819	1,614	4,077

Gallia.....	2,465	290	454	246	488	2,721	310	58	584
Georgia.....	1,258	561	1,772	324	4,830	2,625	875	1,546	3,464
Greene.....	4,346	183	2,823	860	5,448	4,874	1,702	1,700	7,046
Guernsey.....	2,060	1,128	654	654	4,685	4,293	2,543	5,843	5,843
Hamilton.....	47,358	1,382	31,375	14,780	31,276	8,402	41,487	44,032	60,886
Hancock.....	2,191	2,133	2,310	511	5,670	3,707	2,673	902	6,092
Hardin.....	2,028	2,065	1,870	872	5,362	3,922	2,673	718	7,126
Harrison.....	1,089	2,205	2,067	574	3,522	3,367	814	2,104	4,670
Henry.....	3,161	1,013	1,508	679	3,234	2,199	1,083	194	5,592
Highland.....	3,742	151	2,446	715	3,815	3,066	1,163	687	7,245
Hocking.....	2,189	289	2,749	548	3,368	2,311	1,791	158	4,464
Holmes.....	882	1,849	2,717	674	3,183	1,768	3,466	855	4,481
Huron.....	4,372	3,375	1,077	342	6,343	4,181	3,466	715	7,947
Jackson.....	2,170	2,690	2,74	489	4,789	3,372	2,297	2,077	5,967
Jefferson.....	5,793	193	4,290	1,286	4,719	4,455	1,980	7,201	7,201
Knox.....	2,650	2,631	1,144	1,144	4,765	3,843	1,940	553	7,053
Lake.....	2,59	259	1,133	118	3,028	2,498	1,393	1,165	3,771
Laswell.....	5,818	396	4,110	1,298	3,103	2,900	2,988	1,187	7,187
Licking.....	1,287	3,311	7,286	1,218	4,651	2,900	4,057	1,946	10,090
Logan.....	1,298	16	1,554	1,554	3,616	4,051	1,778	6,324	6,324
Letcher.....	6,961	346	3,645	613	7,167	5,067	6,24	8,327	14,214
Letcher.....	12,520	281	11,011	3,680	8,054	4,914	3,738	4,386	14,214
Madison.....	2,560	14	438	3,690	3,974	2,526	8,601	735	9,739
Marioning.....	7,169	14	4,131	2,607	5,723	2,820	1,698	307	5,633
Marion.....	2,181	343	2,234	2,607	4,116	2,948	2,458	490	5,608
Meigs.....	1,466	1,466	2,394	649	4,116	2,832	2,458	490	5,608
Mercer.....	3,040	75	2,491	181	3,670	1,732	2,447	482	6,186
Mercer.....	2,533	1,249	3,447	1,241	6,973	4,331	2,336	1,498	4,832
Miami.....	2,177	2,177	2,155	1,911	2,687	1,789	2,126	323	3,985
Monroe.....	1,270	2,248	2,155	1,911	12,100	6,443	12,678	8,000	4,716
Montgomery.....	13,850	2,958	10,814	4,394	12,100	6,443	12,678	8,000	20,866
Morgan.....	1,998	2,188	637	217	4,639	2,649	825	4,778	4,778
Morrow.....	1,911	1,911	2,073	877	3,023	2,474	1,322	110	4,778
Muskingum.....	5,867	3,234	6,920	1,114	8,340	5,334	3,616	11,178	11,178
Noble.....	1,108	1,877	2,565	963	3,236	2,583	190	4,652	4,652
Noble.....	3,699	81	2,236	387	3,236	1,246	1,843	4,033	4,033
Outawa.....	1,716	811	228	611	2,438	2,311	736	3,660	3,660
Paulding.....	1,096	423	3,913	491	5,047	3,272	2,225	6,489	6,489
Perry.....	4,059	1,225	2,683	913	4,127	2,457	2,252	6,318	6,318
Pickaway.....	1,846	186	1,342	564	2,839	1,881	1,013	1,389	3,987
Pike.....	1,846	186	253	564	5,024	3,673	257	205	6,890
Portage.....	1,488	521	1,486	483	5,024	2,167	1,44	5,871	5,871
Preble.....	2,593	2,572	1,189	1,189	3,493	2,077	1,537	262	5,692
Putnam.....	1,749	272	3,406	358	4,676	2,715	1,728	133	8,778
Ritchland.....	3,455	2,421	1,893	965	3,931	4,433	2,403	1,586	8,116
Ross.....	3,713	2,364	2,066	965	6,903	3,765	3,938	2,568	6,649
Sandusky.....	1,960	1,612	1,296	960	5,770	2,619	2,816	2,568	6,649
Schooto.....	3,713	1,612	5,127	1,673	5,770	2,619	2,816	1,188	8,778
Seneca.....	6,910	683	2,869	613	5,550	2,104	2,568	1,188	8,778
Shelby.....	3,349	718	3,983	757	7,262	3,789	3,169	1,272	5,674
Stark.....	12,636	884	8,204	878	3,918	2,291	2,876	307	15,989
Summit.....	8,328	982	5,973	1,681	12,527	7,791	2,643	815	10,703
Summit.....	8,328	982	5,973	1,688	8,327	5,004	2,643	815	10,703

VOTE ON PROPOSED AMENDMENTS TO THE CONSTITUTION, ETC.—Continued.

Counties.	Judicial amendment.			Regulation and taxation of the liquor traffic.			Prohibition of intoxicating liquors.			Total.		
	Number of votes—Yes.	Number of votes—No.	Majorities for.	Majorities against.	Number of votes—Yes.	Number of votes—No.	Majorities for.	Majorities against.				
Trumbull	3,601	1,994	1,607	1,603	4,301	4,301	6,855	5,322	2,070	1,509	141	9,185
Tuscarawas	5,470	1,114	4,356	930	4,223	4,223	7,123	4,421	3,871	3,871	1,413	8,983
Union	3,784	1,183	2,601	881	3,832	3,832	3,981	3,578	1,703	1,703	583	5,743
Van Wert	3,942	966	2,976	985	2,832	2,832	3,857	3,195	1,710	1,710	583	5,857
Vinton	2,554	635	1,919	333	2,066	2,066	2,855	2,494	1,679	1,679	753	3,621
Warren	2,089	1,546	533	1,192	2,008	2,008	4,000	2,759	1,911	1,911	926	6,444
Washington	5,385	1,839	3,546	866	3,226	3,226	7,075	5,113	2,351	2,351	962	8,807
Wayne	3,342	2,217	1,125	975	3,378	3,378	7,314	5,113	2,652	2,652	800	9,204
Williams	3,445	970	2,475	501	3,278	3,278	4,726	3,204	1,670	1,670	670	5,728
Wood	5,504	994	4,510	940	2,206	2,206	6,008	4,279	1,802	1,802	12	7,888
Wyandot	2,081	1,357	724	771	2,351	2,351	5,784	2,674	1,802	12	12	6,896
Totals	400,919	144,835	256,084	96,238	288,605	288,605	522,884	328,128	226,546	47,033	192,105	721,810
Majorities			76,742				522,884				47,033	75,003

TABLE SHOWING THE MAJORITIES IN EACH COUNTY FOR THE YEARS 1880, 1881, 1882, AND 1883, ETC.—Continued.

Counties.	President, 1880.		Governor, 1881.		Secretary of State, 1882.		Governor, 1883.			Gains and losses, 1883, compared with vote of 1882.			
	Garfield.	Hancock.	Foster.	Bookwalter.	Townsend.	Newman.	Forker.	Headly.	Forker over all.	Headly over all.	Republican gain.	Democratic gain.	Aggregate gain.
Hocking.....	582	1,011	661	1,364	519	1,080	579	2,010	490	377	457	814	
Holmes.....	1,528	1,048	1,048	1,364	945	1,080	678	2,010	2,918	177	698	875	
Huron.....	816	732	1,048	1,364	633	1,080	703	2,010	545	408	485	893	
Jackson.....	1,489	1,266	1,266	1,364	1,137	1,080	1,223	2,010	1,178	631	485	1,116	
Knox.....	43	14	14	14	14	14	14	14	49	146	384	530	
Laake.....	1,874	1,551	1,551	1,551	1,382	1,080	1,429	2,010	1,325	432	385	817	
Lawrence.....	1,765	1,365	1,365	1,365	1,069	1,080	744	2,010	715	800	1,065	1,865	
Licking.....	1,271	1,271	1,271	1,271	1,117	1,080	1,214	2,010	1,011	717	1,067	1,884	
Lorain.....	2,857	2,549	2,549	2,549	2,001	1,080	1,707	2,010	1,516	173	377	550	
Lucas.....	1,172	849	170	640	56	961	199	1,784	169	482	438	921	
Madison.....	849	740	640	727	261	749	559	825	311	777	470	1,266	
Mahoning.....	1,182	740	640	727	261	749	559	825	311	777	470	1,266	
Marion.....	1,182	740	640	727	261	749	559	825	311	777	470	1,266	
Medina.....	1,854	1,129	1,129	1,129	718	1,080	1,020	1,888	811	363	1,186	1,549	
Melers.....	1,854	1,129	1,129	1,129	718	1,080	1,020	1,888	811	363	1,186	1,549	
Mercer.....	1,324	1,131	1,131	1,131	1,133	1,404	706	1,888	685	482	438	921	
Miami.....	2,151	1,381	1,381	1,381	1,133	1,404	706	1,888	685	482	438	921	
Monroe.....	606	36	36	36	419	2,108	225	2,057	60	162	356	518	
Montgomery.....	119	381	381	381	419	2,108	225	2,057	60	162	356	518	
Morgan.....	381	187	187	187	246	1,885	218	2,283	30	210	268	448	
Morrow.....	187	272	272	272	114	37	89	125	37	389	412	806	
Muskingum.....	272	1,019	1,019	1,019	114	37	89	125	37	389	412	806	
Noble.....	1,019	18	18	18	114	1,009	99	1,447	37	389	412	806	
Odawa.....	18	18	18	18	114	1,009	99	1,447	37	389	412	806	
Paulding.....	511	843	843	843	28	65	149	1,447	20	26	374	627	
Perry.....	843	737	737	737	28	65	149	1,447	20	26	374	627	
Pickaway.....	1,386	1,011	1,011	1,011	788	1,011	1,011	1,011	1,011	592	710	1,262	
Pike.....	1,386	1,011	1,011	1,011	788	1,011	1,011	1,011	1,011	592	710	1,262	
Portage.....	843	817	817	817	281	431	379	505	458	275	349	624	
Preble.....	472	419	419	419	281	431	379	505	458	275	349	624	
Fulton.....	1,548	1,312	1,312	1,312	281	431	379	505	458	275	349	624	
Richland.....	853	865	865	865	450	450	450	450	450	414	545	910	
Ross.....	183	221	221	221	450	450	450	450	450	414	545	910	
Sandusky.....	581	882	882	882	788	788	788	1,051	914	283	548	831	

ELECTION STATISTICS.

Maine.....	727	817	671	41	1,080	127	1,233	382	1,068	417	61	508
Mdneck.....		1,046			911		1,216		1,216	286	429	715
Shelby.....			327		841		717		473	453	758	1,211
Slark.....			1,399	713	436					1,043	1,334	2,377
Summit.....	1,719		2,901	1,886		816		257		612	1,327	
Tumbull.....	3,012					2,308		1,842		1,212	786	2,002
Tuscarawas.....		748			1,113		1,207		1,146	943	1,037	1,980
Union.....	1,084		938	731		1,953		861		675	843	1,018
Van Wert.....	63		48	90	270	28	292	26	292	408	465	868
Vinton.....		292		1,494		1,366		1,344		140	288	408
Warren.....	2,001		1,884							392	422	724
Washington.....	259		369		187		307		164	685	698	1,351
Wayne.....		385			545		595		440	442	545	1,195
Williams.....			331	217			94		64	435	545	980
Wood.....	285		939	552		412		199		391	769	1,100
Wyandot.....	844		583	681			815		794			
Totals.....	68,877	31,640	55,955	29,293	34,726	53,843	37,903	30,327	46,497	40,405	42,819	92,224
Majorities.....	34,227		26,662	19,115			12,529		1,218			

1 Loss. 3 Minorities.

ABSTRACT OF VOTES CAST FOR GOVERNOR, AT THE ELECTION HELD
OCTOBER 9, 1883, IN THE STATE OF OHIO.

Counties.	Joseph B. Foraker, Rep.	George Hoadly, Dem.	Ferdinand Schumacher, Pro.	Charles Jenkins, Green'b'k.	Scattering.
Adams	2,614	2,910	34		
Allen	3,064	4,251	10	30	
Ashland.....	2,402	3,125	90		
Ashtabula	6,376	2,417	299	12	
Athens	3,656	2,391	154	135	
Auglaize	1,516	3,638	8		
Belmont	5,532	5,426	26	41	
Brown	2,904	4,012	20		
Butler.....	3,411	6,304	41		1
Carrroll	2,235	1,621	39	65	
Champaign	3,796	2,920	77	1	
Clarke	6,517	5,050	209	15	
Clermont.....	4,024	4,366	26	28	1
Clinton	3,557	2,126	83		
Columbiana	5,951	4,389	56	471	2
Coshocton	2,673	3,409	34		
Crawford	2,478	4,457	42	7	
Cuyahoga	19,365	19,726	301	17	1
Darke	3,915	5,112	41	18	
Defiance	1,876	3,082	15	8	
Delaware	3,403	3,113	276	2	
Erie.....	2,629	4,093	95	40	
Fairfield	2,972	4,713	25		
Fayette	2,839	2,015	37	17	
Franklin.....	9,527	11,024	237	77	
Fulton	2,590	1,850	156	29	1
Gallia	3,089	2,172	106	1	
Geauga.....	2,570	819	47	9	
Greene	4,376	2,484	149		
Guernsey	3,077	2,410	218	100	
Hamilton	29,090	31,621	50		2
Hancock	3,098	3,524	42		
Hardin	3,537	3,478	95	2	
Harrison	2,536	2,026	83	4	
Henry	1,678	2,889	16		
Highland.....	3,655	3,469	75	1	
Hocking.....	1,857	2,436	4	145	
Holmes	1,196	3,236	22		
Huron	4,100	3,222	302	11	
Jackson	3,126	2,423	74	21	
Jefferson	4,218	2,995	44		1
Knox.....	3,310	3,542	171	12	
Lake	2,543	1,114	6	98	
Lawrence	3,935	3,191	31		
Licking	4,107	5,798	60	48	
Logan	3,621	2,407	199	4	

ABSTRACT OF VOTE CAST FOR GOVERNOR, ETC.—Continued.

Counties.	Joseph B. Foraker, Rep.	George Hoadly, Dem.	Ferdinand Schumacher, Pro.	Charles Jenkins, Greenb'k.	Scattering.
Lorain.....	4,912	3,115	274	7
Lucas.....	6,048	7,832	203	65
Madison.....	2,524	2,325	88	2
Mahoning.....	5,016	4,457	67	181
Marion.....	2,182	3,005	133
Medina.....	2,964	2,262	152	7
Meigs.....	3,494	2,474	207	2
Mercer.....	1,477	3,415	4	3
Miami.....	4,808	4,042	52	29
Monroe.....	1,307	3,364
Montgomery.....	9,182	11,470	119	53
Morgan.....	2,263	2,038	151	5
Morrow.....	2,393	2,175	169	18	1
Muskingum.....	5,449	5,574	58	30
Noble.....	2,192	2,093	93	70
Ottawa.....	1,282	2,729	8
Paulding.....	1,820	1,840
Perry.....	3,116	3,221	1	117
Pickaway.....	2,616	3,630	33
Pike.....	1,699	2,204	33	13	1
Portage.....	3,381	3,002	167	41
Preble.....	2,926	2,734	190
Putnam.....	1,905	3,738	22	6
Richland.....	3,678	4,828	180
Ross.....	4,405	4,728	18	1
Sandusky.....	2,719	3,770	110	27
Scioto.....	3,561	3,134	14	51
Seneca.....	3,677	4,910	113	52
Shelby.....	2,182	3,398
Stark.....	7,437	8,154	74	170
Summit.....	5,463	4,647	424	105
Trumbull.....	5,472	3,164	389	77
Tuscarawas.....	3,819	5,026	42	19
Union.....	3,294	2,241	191	1
Van Wert.....	2,928	2,900	2
Vinton.....	1,659	1,951
Warren.....	3,875	2,509	21	1
Washington.....	4,165	4,472	70	73
Wayne.....	4,300	4,826	77	9
Williams.....	2,731	2,825	24	134
Wood.....	4,061	3,619	153	90
Wyandot.....	2,241	3,056	21
Totals.....	347,164	359,693	8,362	2,937	12

ABSTRACT OF VOTES CAST FOR LIEUTENANT-GOVERNOR AT THE ELECTION HELD OCTOBER 9, 1883, IN THE STATE OF OHIO.

Counties.	William G. Rose, Rep.	John G. Warwick, Dem.	Henry T. Ogden, Pro.	William Baker, Green'b'k.	Scattering.
Adams.....	2,619	2,919	30		
Allen.....	3,057	4,267	10	30	
Ashland.....	2,397	3,131	7		
Ash-tabula.....	6,410	2,383	300	12	
Athens.....	3,671	2,376	150	131	
Auglaize.....	1,513	3,649	8		
Blimont.....	5,557	5,417	23	44	
Brown.....	2,879	4,062	18		
Butler.....	3,406	6,329	42		
Carroll.....	2,244	1,622	37	62	
Champaign.....	3,805	2,912	79	1	
Clarke.....	6,523	5,041	211	15	
Clermont.....	4,013	4,385	23	38	
Clinton.....	3,561	2,128	83		
Columbiana.....	5,982	4,341	48	493	
Coshocton.....	2,675	3,409	33		
Crawford.....	2,465	4,474	48	7	
Cuyahoga.....	20,896	18,138	295	13	2
Darke.....	3,962	5,102	43	17	
Defiance.....	1,875	3,087	13	8	
Delaware.....	3,433	2,990	278	2	
Eric.....	2,690	4,028	100	43	
Fairfield.....	2,959	4,758	22		
Fayette.....	2,825	2,011	39	16	
Franklin.....	9,549	11,143	244	78	
Fulton.....	2,587	1,848	160	29	
Gallia.....	3,086	2,176	106	1	
Geauga.....	2,583	818	45	9	
Greene.....	4,396	2,468	150		
Guernsey.....	3,085	2,403	230	101	
Hamilton.....	30,028	30,570	70		
Hancock.....	3,085	3,551	42		
Hardin.....	3,549	3,473	97	2	
Harrison.....	2,544	2,027	81	3	
Henry.....	1,684	2,888	15		
Highland.....	3,627	3,513	75	1	
Hocking.....	1,852	2,441	4	148	
Holmes.....	1,196	3,249	20		
Huron.....	4,110	3,207	309	11	
Jackson.....	3,120	2,445	72	21	
Jackson.....	4,243	2,980	38		
Knox.....	3,293	3,551	186	11	
Lake.....	2,546	1,107	6	100	
Lawrence.....	3,934	3,198	29		
Licking.....	4,101	5,783	54	76	
Logan.....	3,654	2,387	197	4	

ABSTRACT OF VOTES CAST FOR LIEUTENANT-GOVERNOR, ETC.—Continued.

Counties.	William G. Rose, Rep.	John G. Warwick, Dem.	Henry T. Ogden, Pro.	William Baker, Green'b'k.	Scattering.
Lorain	4,961	3,057	270	8
Lucas	6,078	7,552	210	55
Madison	2,521	2,333	91	2
Mahoning.....	5,096	4,383	64	178
Marion.....	2,166	3,029	129
Medina	2,987	2,239	149	7
Meigs	3,500	2,462	213	2
Mercer.....	1,462	3,440	3	3
Miami	4,823	4,013	52	30
Monroe.....	1,308	3,376
Montgomery	9,187	11,473	125	53
Morgan.....	2,263	2,040	152	5
Morrow	2,383	2,179	179	18
Muskingum.....	5,455	5,580	56	25
Noble	2,194	2,091	95	68
Ottawa	1,284	2,729	8
Paulding	1,817	1,847
Perry.....	3,096	3,251	1	118
Pickaway.....	2,610	3,660	30
Pike.....	1,689	2,221	32	13
Portage.....	3,392	2,901	176
Preble.....	2,919	2,735	196
Putnam	1,904	3,750	21	5
Richland.....	3,667	4,852	180
Ross.....	4,409	4,742	13	1
Sandusky.....	2,714	3,766	116	27
Scioto	3,591	3,109	14	53
Seneca	3,699	4,893	114	54
Shelby	2,179	3,405
Stark.....	7,224	8,345	79	167
Summit	5,567	4,607	363	92
Trumbull	5,482	3,131	406	87
Tuscarawas.....	3,841	5,012	40	19
Union	3,297	2,243	190	1
Van Wert.....	2,931	2,909	2
Vinton	1,655	1,955
Warren	3,876	2,515	25
Washington	4,161	4,479	71	71
Wayne.....	4,314	4,827	69	9
Williams.....	2,728	2,821	28	136
Wood	4,073	3,622	150	90
Wyandot.....	2,237	3,064	20
Totals.....	350,009	356,413	8,381	2,934	2

ABSTRACT OF VOTES CAST FOR JUDGE OF THE SUPREME COURT, UNEXPIRED TERM, AT THE ELECTION HELD OCTOBER 9, 1883, IN THE STATE OF OHIO.

Counties.	John H. Doyle, Rep.	Selwyn N. Owen, Dem.	David C. Montgomery, Pro.	James Grogan, Green'b'k.	Scattering.
Adams	2,619	2,919	29		
Allen	3,047	4,268	10	30	
Ashland	2,401	3,131	88		
Ashtabula	6,381	2,394	283	13	
Athens	3,605	2,378	136	131	
Auglaize	1,495	3,655	283	13	
Belmont	5,545	5,456			
Brown	2,872	4,062	13		
Butler	3,395	6,330	41		
Carroll	2,249	1,618	38	64	
Champaign	3,789	2,931	79	1	
Clarke	6,514	5,043	210	15	
Clermont	4,012	4,384	22	37	
Clinton	3,547	2,126	83		
Columbiana	5,971	4,340	50	492	
Coshocton	2,676	3,411	29		
Crawford	2,461	4,477	34	6	
Cuyahoga	19,443	19,665	298	16	2
Darke	3,911	5,114	43	15	
Defiance	1,792	3,166	9	9	
Delaware	3,409	3,117	270	2	
Erie	2,656	4,065	91		
Fairfield	2,945	4,755	22		
Fayette	2,839	2,030	38	16	
Franklin	9,481	11,096	241	76	
Fulton	2,573	1,860	159	25	4
Gallia	3,089	2,176	105	1	
Geauga	2,578	821	44	9	
Greene	4,396	2,469	149		
Guernsey	3,090	2,404	227	101	
Hamilton	29,044	31,659	48		
Hancock	3,079	3,552	43		
Hardin	3,539	3,475	95	2	
Harrison	2,545	1,911			
Henry	1,679	2,885	15		
Highland	3,623	3,522	72		
Hocking	1,852	2,441		89	
Holmes	1,201	3,246	19		
Huron	4,104	3,216	302	10	
Jackson	3,119	2,445	71	21	
Jefferson	4,238	2,986	34		
Knox	3,291	3,550	189	12	
Lake	2,539	1,116	6	100	
Lawrence	3,932	3,200	29		
Licking	4,104	5,806	54	49	

ABSTRACT OF VOTES CAST FOR JUDGE OF SUPREME COURT, ETC.—Continued.

Counties.	John H. Doyle, Rep.	Selwyn N. Owen, Dem.	David C. Montgomery, Pro.	James Grogan, Greenb'k.	Scattering.
Logan	3,668	2,394	182	4
Lorain.....	4,937	3,102	270	8
Lucas.....	6,369	7,642	209	53
Madison.....	2,523	2,333	90	2
Mahoning.....	5,033	4,448	73	170
Marion.....	2,162	3,031	132
Medina.....	2,980	2,255	150	7
Meigs.....	3,502	2,463	208	2
Mercer.....	1,462	3,439	3	3
Miami.....	4,812	4,030	51	29
Monroe.....	1,307	3,381
Montgomery.....	9,144	11,522	121	54
Morgan.....	2,267	2,039	151	5
Morrow.....	2,389	2,175	179	18
Muskingum.....	5,445	5,586	55	27
Noble.....	2,195	2,092	95	65
Ottawa.....	1,284	2,730	8
Paulding.....	1,807	1,856	1	117
Perry.....	3,104	3,248	1
Pickaway.....	2,608	3,661	28
Pike.....	1,688	2,220	32	13
Portage.....	3,483	3,055	145	37
Preble.....	2,856	2,732
Putnam.....	1,898	3,758	21	5
Richland.....	3,666	4,855
Ross.....	4,390	4,758	13
Sandusky.....	2,711	3,764	116	27
Scioto.....	3,592	3,111	14	53
Seneca.....	3,668	4,921	116	38
Shelby.....	2,174	3,414
Stark.....	7,464	8,131	71
Summit.....	5,520	4,664	331	92
Trumbull.....	5,482	3,131	409	87
Tuscarawas.....	3,805	5,047	40	19
Union.....	3,294	2,242	190	1
Van Wert.....	2,928	2,910	2
Vinton.....	1,656	1,953
Warren.....	3,873	2,514	25
Washington.....	4,144	4,481	70	69
Wayne.....	4,291	4,855	67	9
Williams.....	2,667	2,873	24	84
Wood.....	4,078	3,603	152	89
Wyandot.....	2,234	3,068	18
Totals.....	347,262	360,178	7,954	2,552	6

LIST FOR JUDGE OF THE SUPREME COURT, SHORT
HELD OCTOBER 9, 1883, IN THE STATE OF

Counties.	William I. Upson, Rep.	Martin D. Follett, Dem.	Zeno C. Payne, Pro.	Henry A. Chamberlain, G'bk.	Scattering.	J. H. Upson.
Adams.....	2,618	2,921	29
Allen.....	3,054	4,268	10	30
Ashland.....	2,401	3,131	89
Ashtabula.....	6,415	2,395	283	13
Athens.....	3,669	2,378	137	131
Auglaize.....	1,506	3,658	8
Belmont.....	5,543	5,457	15	42
Brown.....	2,875	4,062	18
Butler.....	3,400	6,334	42
Carroll.....	2,247	1,617	32	63
Champaign.....	3,790	2,932	78	1
Clarke.....	6,518	5,045	211	15
Clermont.....	4,012	4,385	22	40
Clinton.....	3,557	2,130	83
Columbiana.....	5,983	4,342	50	491
Coshocton.....	2,678	3,410	31
Crawford.....	2,462	4,477	48	7
Cuyahoga.....	19,449	19,706	298	15	2
Darke.....	3,911	5,113	43	17
Defiance.....	1,870	3,090	10	8
Delaware.....	3,413	3,114	270	2
Erie.....	2,638	4,070	91	44
Fairfield.....	2,951	4,770	22
Fayette.....	2,839	2,012	39	16
Franklin.....	9,447	11,144	244	79
Fulton.....	2,585	1,848	161	27
Gallia.....	3,089	2,179	104	1
Greauga.....	2,580	821	44	9
Greene.....	4,399	2,467	149
Guernsey.....	3,090	2,404	227	101
Hamilton.....	29,055	31,752	49	1
Hancock.....	3,079	3,552	42
Hardin.....	3,546	3,471	94	2
Harrison.....	2,541	2,030	80	3
Henry.....	1,682	2,889	15
Highland.....	3,623	3,523	72
Hocking.....	1,849	2,439	149
Holmes.....	1,202	3,246	19
Huron.....	4,102	3,202	308	11
Jackson.....	3,118	2,445	61	21
Jefferson.....	4,236	2,980	39
Knox.....	3,289	3,550	189	11
Lake.....	2,542	1,115	6	99
Lawrence.....	3,932	3,201	29
Licking.....	4,103	5,812	52	49

ABSTRACT OF VOTES CAST FOR JUDGE OF SUPREME COURT, ETC.—Continued.

Counties.	William H. Upson, Rep.	Martin D. Follett, Dem.	Zeno C. Payne, Pro.	Henry A. Chamberlain, G'b'k.	Scattering.	J. H. Upson.
Logan.....	3,663	2,393	183	4
Lorain.....	4,940	3,101	270	8
Lucas.....	6,111	7,746	193	66
Madison.....	2,522	2,333	90	2
Mahoning.....	5,034	4,450	63	181
Marion.....	2,165	3,030	132
Medina.....	2,976	2,255	150	7
Meigs.....	3,502	2,463	214	2
Mercer.....	1,462	3,438	3	3
Miami.....	4,821	4,035	51	29
Monroe.....	1,307	3,382
Montgomery.....	9,145	11,520	122	54
Morgan.....	2,266	2,039	151	5
Morrow.....	2,391	2,175	178	17
Muskingum.....	5,463	5,585	55	30
Noble.....	2,194	2,092	95	66
Ottawa.....	1,284	2,731	8
Paulding.....	1,817	1,847
Perry.....	3,098	3,248	1	116
Pickaway.....	2,611	3,661	28
Pike.....	1,669	2,221	32	13
Portage.....	3,365	3,111	180	36
Preble.....	2,915	2,734	201
Putnam.....	1,902	3,755	21	5
Richland.....	3,669	4,856	177
Ross.....	4,389	4,762	13	1
Sandusky.....	2,718	3,768	116	26
Scioto.....	3,592	3,108	14	53
Seneca.....	3,669	4,922	114	55
Shelby.....	2,173	3,407
Stark.....	7,459	8,137	75	178
Summit.....	5,553	4,647	345	102
Trumbull.....	5,480	3,131	403	87
Tuscarawas.....	3,820	5,048	40	19
Union.....	3,297	2,242	190	1
Van Wert.....	2,931	2,910	2
Vinton.....	1,655	1,955
Warren.....	3,251	2,517	24	615
Washington.....	4,125	4,492	71	69
Wayne.....	4,293	4,856	67	9
Williams.....	2,726	2,819	28	134	2
Wood.....	4,071	3,610	152	91
Wyandot.....	2,233	3,068	18
Totals.....	346,615	360,486	8,203	2,976	5	615

ABSTRACT OF VOTES CAST FOR JUDGE OF THE SUPREME COURT, LONG TERM, AT THE ELECTION HELD OCTOBER 9, 1883, IN THE STATE OF OHIO.

Counties.	John H. Doyle, Rep.	Selwyn N. Owen, Dem.	David C. Montgomery, Pro.	James Grogan, Greenbacker.	Scattering.
Adams	2,619	2,919	29		
Allen	3,047	4,268	10	30	
Ashland	2,401	3,131	88		
Ashtabula	6,381	2,394	283		
Athens	3,666	2,377			
Auglaize	1,495	3,655	283	13	
Belmont	5,545	5,456			
Brown	2,872	4,062	13		
Butler	3,395	6,330	41		
Carroll	2,249	1,618	38	64	
Champaign	3,789	2,931	79		
Clarke	6,514	5,043	210	15	
Clermont	4,012	4,384	22	37	
Clinton	3,547	2,126	83		
Columbiana	5,977	4,341	20		
Coshocton	2,678	3,410	30		
Crawford	2,460	4,478			
Cuyahoga	19,445	19,561	299	1	2
Darke	3,911	5,114	43	15	
Defiance	1,792	3,166	9	9	
Delaware	3,409	3,117	270	2	
Erie	2,656	4,065	91		
Fairfield	2,945	4,755	22		
Fayette	2,839	2,030	38	16	
Franklin	9,481	11,096	241	76	
Fulton	2,573	1,860	159	25	4
Gallia	3,089	2,176	105	1	
Geauga	2,578	821	44		
Greene	4,396	2,469	149		
Guernsey	3,090	2,404	227	101	
Hamilton	29,044	31,659	48		
Hancock	3,079	3,552	43		
Hardin	3,539	3,475	95		
Harrison	2,543	2,030	80		
Henry	1,682	2,882	15		
Highland	3,624	3,522	72		
Hocking	1,852	2,441		89	
Holmes	1,201	3,246	19		
Huron	4,104	3,216	302	10	
Jackson	3,119	2,445	71	21	
Jefferson	4,238	2,986	34		
Knox	3,291	3,550	189	12	
Lake	2,539	1,116	6	100	
Lawrence	3,932	3,200	29		

ABSTRACT OF VOTES CAST FOR JUDGE OF THE SUPREME COURT, ETC.—Continued.

Counties.	John H. Doyle, Rep.	Selwyn N. Owen, Dem.	David C. Montgomery, Pro.	James Grogan, Greenbacker.	Scattering.
Licking	4,104	5,806	54	49
Logan	3,668	2,394	182	4
Lorain	4,937	3,102	270	8
Lucas	6,369	7,642	209	53
Madison	2,523	2,333	90	2
Mahoning	5,033	4,448	73	170
Marion	2,162	3,031	132
Medina	2,980	2,255	150	7
Meigs	3,502	2,463	208	2
Mercer	1,462	3,439	3	3
Miami	4,812	4,030	51	29
Monroe	1,307	3,381
Montgomery	9,144	11,522	121	54
Morgan	2,267	2,039	151	5
Morrow	2,389	2,175	179	18
Muskingum	5,445	5,586	55	27
Noble	2,195	2,092	95	65
Ottawa	1,284	2,730
Paulding	1,696	1,743
Perry	3,102	3,250	1	117
Pickaway	2,608	3,661	28
Pike	1,688	2,220	32	13
Portage	3,483	2,904	152	38
Preble	2,947	2,734	225
Putnam	1,898	3,758	21	5
Richland	3,670	4,854	178
Ross	4,396	4,756	13	1
Sanctusky	2,711	3,764	116	27
Scioto	3,592	3,111	14	53
Seneca	3,668	4,921	116	38
Shelby	2,174	3,414
Stark	7,464	8,131	74	171
Summit	5,321	4,483	39	10
Trumbull	5,482	3,131	409	87
Tuscarawas	3,805	5,047	40
Union	3,294	2,242	190	1
Van Wert	2,928	2,910	2
Vinton	1,656	1,953
Warren	3,867	2,454	25
Washington	4,150	4,480	71	67
Wayne	4,291	4,885	67	9
Williams	2,667	2,873	24	84
Wood	4,078	3,603	152	89
Wyandot	2,234	3,668	18
Totals	347,091	360,295	7,957	1,916	6

ABSTRACT OF VOTES CAST FOR CLERK OF THE SUPREME COURT, AT
THE ELECTION HELD OCTOBER 9, 1883, IN THE STATE OF OHIO.

Counties.	Dwight Crowell, Rep.	John W. Cruikshank, Dem.	John H. Blackford, Pro.	William Bentz, Greenb'k.	Scattering.
Adams.....	2,619	2,920	29
Allen.....	3,055	4,266	10	30
Ashland.....	2,403	3,132	88
Ashtabula.....	6,493	2,315	292	13
Athens.....	3,672	2,374	160	131
Auglaize.....	1,511	3,655	8
Be mont.....	5,543	5,452	20	40
Brown.....	2,876	4,064	19
Butler.....	3,397	6,332	41
Carroll.....	2,248	1,619	37	63
Champ agn.....	3,797	2,922	80	1
Clarke.....	6,515	5,048	211	15
Clermont.....	4,021	4,383	22	38
Clinton.....	3,562	2,126	83
Columbiana.....	5,991	4,339	49	492	1
Coshocton.....	2,675	3,410	32
Crawford.....	2,461	4,479	49	6
Cuyahoga.....	19,463	19,633	298	15	2
Darke.....	3,911	5,116	43	17
Defiance.....	1,869	3,083	13	8
Delaware.....	3,413	3,115	274	2
Erie.....	2,652	4,066	102	44
Fairfield.....	2,952	4,764	22
Fayette.....	2,835	2,018	39	16
Franklin.....	9,506	11,048	243	79
Fulton.....	2,590	1,846	150	29
Gallia.....	3,089	2,173	105	1
Geauga.....	2,583	820	44	9
Greene.....	4,398	2,472	149
Guernsey.....	3,091	2,398	229	101
Hamilton.....	29,284	31,619	48	1
Hancock.....	3,082	3,551	42
Hardin.....	3,542	3,477	97	2
Harrison.....	2,547	2,026	64	2
Henry.....	1,684	2,882	15
Highland.....	3,631	3,518	72
Hocking.....	1,852	2,437	2	149
Holmes.....	1,202	3,248	19
Huron.....	4,102	3,212	308	11
Jackson.....	3,120	2,445	71	21
Jefferson.....	4,250	2,975	37
Knox.....	3,286	3,548	190	11
Lake.....	2,542	1,114	6	100
Lawrence.....	3,928	3,201	29
Licking.....	4,099	5,815	53	48
Logan.....	3,655	2,394	200	4

ABSTRACT OF VOTES CAST FOR CLERK OF THE SUPREME COURT, ETC.—Continued.

Counties.	Dwight Crowell, Rep.	John W. Cruikshank, Dem.	John H. Blackford, Pro.	William Rentz, Greenb'k.	Scattering.
Lorain	4,940	3,099	270	8
Lucas	6,131	7,755	215	67
Madison	2,520	2,334	89	2
Mahoning	5,035	4,447	63	181
Marion	2,164	3,032	131
Medina	2,985	2,250	150	7
Meigs	3,503	2,461	213	2
Mercer	1,463	3,442	3	3
Miami	4,619	4,213	51	26
Monroe	1,307	3,379
Montgomery	9,144	11,526	124	54
Morgan	2,266	2,039	144	5
Morrow	2,387	2,176	179	18
Muskingum	5,464	5,581	59	30
Noble	2,196	2,091	95	64
Ottawa	1,284	2,771	8
Paulding	1,877	1,847
Perry	3,104	3,247	1	115
Pickaway	2,611	3,662	28
Pike	1,688	2,222	32	13
Portage	3,386	3,075	159	40
Preble	2,908	2,733	202
Putnam	1,901	3,753	21	5
Richland	3,671	4,853	178
Ross	4,399	4,754	13	1
Sandusky	2,714	3,770	116	27
Scioto	3,602	3,102	14	53
Seneca	3,670	4,924	114	55
Shelby	2,175	3,408
Stark	7,466	8,132	72	178
Summit	5,522	4,657	364	102
Trumbull	5,481	3,130	407	87
Tuscarawas	3,631	5,032	40	19
Union	3,297	2,243	190	1
Van Wert	2,927	2,913	1
Vinton	1,657	1,955
Warren	3,878	2,514	25	1
Washington	4,154	4,486	70	69
Wayne	4,301	4,852	68	9
Williams	2,730	2,820	26	136
Wood	4,075	3,610	151	91
Wyandot	2,235	3,069	18
Totals	347,005	360,179	8,289	2,974	5

ABSTRACT OF VOTES CAST FOR ATTORNEY-GENERAL AT THE ELECTION
HELD OCTOBER 9, 1883, IN THE STATE OF OHIO.

Counties.	Moses B. Farnhart, Rep.	James Lawrence, Dem.	John W. Roseborough, Pro.	Lloyd G. Tuttle, Greenbr.	Scattering.
Adams	2,619	2,921	29		
Allen	3,059	4,260	10	30	
Astland	2,398	3,139	87		
Ashtabula	6,407	2,390	294	14	1
Athens	3,672	2,375	160	131	
Auglaize	1,514	3,653	8		
Belmont	5,540	5,451	20	41	
Brown	2,874	4,063	19		
Butler	3,598	6,335	41		
Carroll	2,249	1,618	39	63	
Champaign	3,796	2,916	79	1	
Clarke	6,519	5,044	211	15	
Clermont	4,016	4,384	22	37	
Clinton	3,562	2,128	83		
Columbiana	5,995	4,342	48	494	
Coshocton	2,674	3,412	33		
Crawford	2,460	4,478	49	6	
Cuyahoga	19,322	19,814	299	16	
Darke	3,908	5,116	43	17	
Defiance	1,876	3,084	13	8	
Delaware	3,413	3,114	275	2	
Erie	2,644	4,071	102	44	
Fairfield	2,953	4,764	22		
Fayette	2,841	2,013	39	16	
Franklin	9,462	11,112	243	79	
Fulton	2,583	1,845	154	29	
Gallia	3,090	2,176	91	1	
Geauga	2,582	820	44	9	
Greene	4,402	2,471	145		
Guernsey	3,076	2,413	225	101	
Hamilton	29,355	31,529	49		1
Hancock	3,081	3,553	42		
Hardin	3,546	3,472	97	2	
Harrison	2,544	2,030	80	2	
Henry	1,684	2,888	15		
Highland	3,631	3,519	72		
Hocking	1,852	2,437	2	149	
Holmes	1,202	3,245	18		
Huron	4,110	3,223	301	11	
Jackson	3,120	2,44	70	21	
Jefferson	4,246	2,977	38		
Knox	3,283	3,555	191	11	
Lake	2,539	1,115	6	101	
Lawrence	3,933	3,201	29		
Licking	4,101	5,810	53	49	
Logan	3,656	2,392	199	4	

ABSTRACT OF VOTES CAST FOR ATTORNEY-GENERAL, ETC.—Continued.

Counties.	Moses B. Earnhart, Rep.	James Lawrence, Dem.	John W. Roseborough, Pro.	Lloyd G. Tuttle, Greenb'r.	Scattering.
Lorain.....	4,940	3,099	20	8
Lucas.....	6,101	7,770	219	66
Madison.....	2,521	2,333	92	2
Mahoning.....	5,032	4,449	64	181
Marion.....	2,163	3,032	132
Medina.....	2,984	2,249	151	7
Meigs.....	3,502	2,463	214	2
Mercer.....	1,463	3,441	3	3
Miami.....	4,940	3,946	51	26
Monroe.....	1,308	3,383
Montgomery.....	9,146	11,514	124	54
Morgan.....	2,266	2,039	121	5
Morrow.....	2,390	2,175	179	18
Muskingum.....	5,461	5,586	55	27
Noble.....	2,196	2,091	95	64
Ottawa.....	1,283	2,731	8
Paulding.....	1,817	1,847
Perry.....	3,102	3,247	1	115
Pickaway.....	2,612	3,663	28
Pike.....	1,687	2,223	32	13
Portage.....	3,296	3,076	161	40
Preble.....	2,915	2,733	201
Putnam.....	1,902	3,755	21	5
Richland.....	3,667	4,858	178
Ross.....	4,400	4,755	13	1
Sandusky.....	2,712	3,770	116	27
Scioto.....	3,596	3,107	14	53
Seneca.....	3,671	4,923	114	55
Shelby.....	2,181	3,405
Stark.....	7,465	8,132	75	178
Summit.....	5,519	4,661	362	102
Trumbull.....	5,479	3,129	408	89
Tuscarawas.....	3,832	5,033	40	19
Union.....	3,297	2,242	190	1
Van Wert.....	2,929	2,911	2
Vinton.....	1,652	1,957
Warren.....	3,882	2,512	25
Washington.....	4,155	4,487	71	71
Wayne.....	4,300	4,853	68	9
Williams.....	2,730	2,819	29	135
Wood.....	4,074	3,606	152	91
Wyandot.....	2,234	3,066	18
Totals.....	347,589	360,184	8,276	2,981	2

ABSTRACT OF

STATE AT THE ELECTION
STATE OF OHIO.

	Emil Kieseletter, Dem.	George P. Coler, Pro.	Harvey Rhodes, Greenb'k.	Scattering.	John G. Oglevee.
	2,918	29			
	4,267	10	30		
	3,132	88			
	2,392	294	14	1	
	2,380	165	131		
	3,656	8			
	5,444	20	41		
	4,061	19			
	6,337	41			
	1,619	37	63		
	2,921	79	1		
	5,050	209	15		
	4,383	13	36	9	
	2,126	83			
	4,341	46	494		
	3,410	33			
	4,480	48	6		
	19,660	297		16	
	5,115	43	16		
	3,089	13	8		
	3,127	275	2		
	4,072	101	44		
	4,760	22			
	2,010	39	16		
	11,333	240	77		
	1,845	150	29		
	2,174	106	1		
	820	44	9		
	2,469	147			
	2,391	228	101		
	31,479	50		1	
	3,551	42			
	3,471	97	2		
	2,009	77	2		
	2,890	15			
	3,519	72			
	2,437	2	150		
	3,250	18			333
	3,220	310	11		
	2,444	72	21		
	2,971	37			
	3,552	185	11		
	1,114	6	100		
	3,201	29			
	5,814	55	39		

ABSTRACT OF VOTES CAST FOR AUDITOR OF STATE.—Continued.

Counties.	John F. Oglevee, Rep.	Emil Kiesewetter, Dem.	George P. Coler, Pro.	Harvey Rhodes, Green'b'k.	Scattering.	John G. Oglevee.
Logan.....	3,648	2,394	202	4
Lorain.....	4,942	3,099	269	8
Lucas.....	6,065	7,788	224	64
Madison.....	2,510	2,343	92	2
Mahoning.....	5,031	4,451	60	181
Marion.....	2,165	3,030	132
Medina.....	2,986	2,250	150	7
Meigs.....	3,502	2,463	214	2
Mercer.....	1,461	3,441	3	3
Miami.....	4,818	4,037	51	29
Monroe.....	1,308	3,379
Montgomery.....	9,146	11,508	125	54
Morgan.....	2,268	2,039	152	5
Morrow.....	2,388	2,176	179	18
Muskingum.....	5,461	5,586	58	29
Noble.....	2,196	2,091	95	64
Ottawa.....	1,275	2,739	8
Paulding.....	1,817	1,847
Perry.....	3,100	3,248	1	115
Pickaway.....	2,611	3,657	28
Pike.....	1,687	2,223	32	13
Portage.....	3,300	3,076	177	6
Preble.....	2,916	2,734	200
Putnam.....	1,906	3,750	21	6
Richland.....	3,662	4,859	179
Roes.....	4,395	4,757	13	1	1
Sandusky.....	2,709	3,767	111	38
Scioto.....	3,575	3,125	12	53	2
Seneca.....	3,656	4,934	114	55
Shelby.....	2,183	3,403
Stark.....	7,464	8,130	71	178
Summit.....	5,514	4,659	362	103
Trumbull.....	5,476	3,127	408	87
Tuscarawas.....	3,833	5,030	39	19
Union.....	3,289	2,257	189	1
Van Wert.....	2,929	2,912	2
Vinton.....	1,658	1,955
Warren.....	3,878	2,513	25
Washington.....	4,154	4,487	71	71
Wayne.....	4,301	4,852	67	9
Williams.....	2,732	2,819	26	135	1
Wood.....	4,073	3,612	152	91
Wyandot.....	2,233	3,068	18
Totals.....	346,923	360,319	8,306	2,931	31	333

ABSTRACT OF VOTES CAST FOR STATE COMMISSIONER OF COMMON SCHOOLS AT THE ELECTION HELD OCTOBER 9, 1883, IN THE STATE OF OHIO.

Counties.	Daniel F. DeWolf, Rep.	Leroy D. Brown, Dem.	Chris. C. Nestlerode, Pro.	J. Murray Case, Greenb'k.	Scattering.
Adams	2,620	2,919	29
Allen.....	3,062	4,257	10	30
Ashland	2,403	3,126	88
Ashtabula	6,407	2,391	294	13
Athens.....	3,665	2,378	160	131
Auglaize.....	1,503	3,656	7
Belmont	5,549	5,442	18	41
Brown.....	2,875	4,060	17
Butler.....	3,266	6,444	39
Carroll	2,246	1,620	37	63
Champaign.....	3,798	2,920	80	1
Clarke.....	6,521	5,045	211	15
Clermont.....	4,019	4,381	15	38	7
Clinton	3,560	2,126	83
Columbiana	5,975	4,356	47	494
Coshocton.....	2,676	3,408	33
Crawford	2,460	4,479	49	6
Cuyahoga	19,488	19,674	296	16
Darke	3,900	5,119	42	17
Defiance	1,872	3,099	13	8
Delaware	3,412	3,116	274	2
Erie	2,654	4,061	101	44
Fairfield.....	2,949	4,762	22
Fayette.....	2,843	2,014	39	16
Franklin	9,489	11,089	241	77
Fulton	2,615	1,821	144	29
Gallia	3,090	2,174	105	1
Geauga	2,583	820	44	9
Greene.....	4,406	2,471	141
Guernsey	3,087	2,406	228	101	1
Hamilton	29,297	31,281	47	3
Hancock	3,082	3,551	43
Hardin.....	3,542	3,475	97	2
Harrison	2,547	2,027	80	2
Henry.....	1,687	2,885	16
Highland.....	3,636	3,513	72
Hocking	1,854	2,435	2	150
Holmes	1,200	3,251	19
Huron.....	4,107	3,220	306	11
Jackson.....	3,122	2,443	70	21
Jefferson	4,257	2,873	35
Knox	3,286	3,551	191	11
Lake	2,538	1,115	6	100
Lawrence.....	3,931	3,204	29
Licking	4,108	5,805	55	48

ABSTRACT OF VOTES CAST FOR STATE COMMISSIONER COMMON SCHOOLS, ETC.—Contin'd.

Counties.	Daniel F. DeWolf, Rep.	Leroy D. Brown, Dem.	Chris. C. Nestlerode, Pro.	J. Murray Case, Green'b'k.	Scattering.
Logan.....	3,656	2,394	200	4
Lorain.....	4,943	3,100	267	8
Lucas.....	6,313	7,592	206	64
Madison.....	2,520	2,331	91	2
Mahoning.....	5,034	4,446	62	181
Marion.....	2,163	3,035	132
Medina.....	2,983	2,250	150	7
Meigs.....	3,503	2,464	212	2
Mercer.....	1,457	3,443	3	3
Miami.....	4,826	4,032	51	29
Monroe.....	1,300	3,388
Montgomery.....	9,141	11,525	124	54	1
Morgan.....	2,271	2,024	151	5
Morrow.....	2,391	2,178	179	18
Muskingum.....	5,464	5,587	58	28
Noble.....	2,144	2,170	91	34
Ottawa.....	1,350	2,665	8
Paulding.....	1,819	1,846
Perry.....	3,107	3,246	1	115
Pickaway.....	2,615	3,658	28
Pike.....	1,687	2,223	32	13
Portage.....	3,477	3,077	165	36
Preble.....	2,901	2,758	197
Putnam.....	1,903	3,738	20	5
Richland.....	3,668	4,857	178
Ross.....	4,404	4,748	13	1
Sankuaky.....	2,718	3,765	113	27
Scioto.....	3,594	3,105	12	53	2
Seneca.....	3,673	4,920	121	54
Shelby.....	2,179	3,405
Stark.....	7,468	8,133	69	177
Summit.....	5,523	4,659	359	102
Trumbull.....	5,481	3,130	407	87
Tuscarawas.....	3,836	5,029	39	19	1
Union.....	3,287	2,245	190	1
Van Wert.....	2,927	2,912	2
Vinton.....	1,656	1,955
Warren.....	3,885	2,532	24
Washington.....	4,135	4,506	70	71
Wayne.....	4,301	4,852	66	9
Williams.....	2,731	2,819	27	135
Wood.....	4,077	3,613	152	90
Wyandot.....	2,236	3,061	18
Totals.....	347,904	359,679	8,231	2,913	15

ABSTRACT OF VOTES CAST FOR MEMBER OF THE BOARD OF PUBLIC WORKS, AT THE ELECTION HELD OCTOBER 9, 1883, IN THE STATE OF OHIO.

Counties.	Leo Weltz, Rep.	John P. Martin, Dem.	George Z. Cruzen, Pro.	John J. Scribner, Green'b'k.	Scattering.
Adams.....	2,617	2,919	29
Allen.....	3,056	4,260	10	30
Ashland.....	2,402	3,125	88
Ashtabula.....	6,404	2,390	297	13
Athens.....	3,673	2,375	160	131
Auglaize.....	1,504	3,653	7
Belmont.....	5,541	5,447	20	40
Brown.....	2,880	4,073	18
Butler.....	3,382	6,346	41
Carroll.....	2,248	1,618	37	63
Champaign.....	3,797	2,919	80	1
Clarke.....	6,404	5,165	210	15
Clermont.....	4,027	4,379	15	28	7
Clinton.....	3,552	2,085	90
Columbiana.....	5,991	4,340	48	494
Coshocton.....	2,671	3,411	32
Crawford.....	2,460	4,477	49	7
Cuyahoga.....	19,435	19,663	298	16	23
Darke.....	3,912	5,114	42	17
Defiance.....	1,873	3,090	10	7
Delaware.....	3,412	3,114	273	2
Erie.....	2,649	4,065	102	44
Fairfield.....	2,959	4,757	22
Fayette.....	2,838	2,013	24	16
Franklin.....	9,479	11,101	241	78
Fulton.....	2,587	1,844	150	29
Gallia.....	3,088	2,172	105	1
Geauga.....	2,583	820	44	9
Greene.....	4,007	2,834	140
Guernsey.....	3,091	2,401	228	101
Hamilton.....	29,196	31,563	46	1
Hancock.....	3,081	3,554	42
Hardin.....	3,538	3,472	98	2
Harrison.....	2,546	2,026	81	2
Henry.....	1,689	2,880	15
Highland.....	3,623	3,521	69
Hocking.....	1,861	2,432	148
Holmes.....	1,202	3,248	19
Huron.....	4,101	3,210	311	11
Jackson.....	3,121	2,442	71	21
Jefferson.....	4,255	2,975	36
Knox.....	3,284	3,548	190	16
Lake.....	2,541	1,114	6	100
Lawrence.....	3,931	3,202	29
Licking.....	4,110	5,806	53	50

ABSTRACT OF VOTES CAST FOR MEMBER BOARD PUBLIC WORKS, ETC.—Continued.

Counties.	Leo Welz, Rep.	John P. Martin, Dem.	George Z. Cruzen, Pro.	John J. Scribner, Green'b'k.	Scattering.
Logan.....	3,653	2,389	201	4
Lorain.....	4,938	3,000	270	8
Lucas.....	6,109	7,736	215	66
Madison.....	2,526	2,332	90	2
Mahoning.....	5,036	4,443	63	181
Marion.....	2,165	3,038	132
Medina.....	2,979	2,251	150	7
Meigs.....	3,504	2,461	214	2
Mercer.....	1,463	3,442	3	3
Miam.....	4,790	4,064	50	29
Monroe.....	1,308	3,382
Montgomery.....	9,099	11,571	123	55
Morgan.....	2,257	2,049	148	5
Morrow.....	2,388	2,176	178	18
Muskingum.....	5,455	5,595	58	31
Noble.....	2,196	2,091	95	59
Ottawa.....	1,318	2,697	8
Paulding.....	1,819	1,846
Perry.....	3,104	3,244	1	112
Pickaway.....	2,610	3,661	28
Pike.....	1,679	2,231	32	13
Portage.....	3,481	3,076	147	66
Preble.....	2,915	2,735	199
Putnam.....	1,902	3,750	20	5
Richland.....	3,669	4,857	178
Ross.....	4,286	4,869	13	1
Sandusky.....	2,711	3,764	116	27
Scioto.....	3,593	3,100	14	53	2
Seneca.....	3,669	4,921	111	53
Shelby.....	2,098	3,484
Stark.....	7,459	8,133	75	177
Summit.....	5,548	4,635	363	101
Trumbull.....	5,478	3,129	408	87
Tuscarawas.....	3,840	5,023	40	18
Union.....	3,294	2,242	190
Van Wert.....	2,915	2,918	2
Vinton.....	1,654	1,954
Warren.....	3,856	2,530	25
Washington.....	4,153	4,485	71	71
Wayne.....	4,298	4,853	67	9
Williams.....	2,730	2,817	28	135
Wood.....	4,074	3,607	152	91
Wyandot.....	2,236	3,064	18
Totals.....	346,856	360,707	8,262	2,994	33

ABSTRACT OF VOTES CAST FOR THE PROPOSED AMENDMENTS TO THE CONSTITUTION, AT THE ELECTION HELD OCTOBER 9, 1883, IN THE STATE OF OHIO.

Counties.	Judicial amendment—Yes.	Judicial amendment—No.	Regulation and taxation of the liquor traffic—Yes.	Regulation and taxation of the liquor traffic—No.*	Prohibition of intoxicating liquors—Yes.	Prohibition of intoxicating liquors—No.*	Total number of votes.
Adams.....	3,591	2,217	158	3,150	5,582
Allen	5,582	615	1,002	2,823	3,667	2,379	7,407
Ashland	2,568	1,612	889	2,777	2,961	2,041	5,650
Ashtabula.....	6,666	587	539	1,241	6,699	570	9,138
Athens	3,056	1,508	806	2,420	4,099	1,291	6,359
Auglaize	3,435	937	627	4,467	1,386	3,798	5,184
Belmont	2,629	5,511	1,473	7,408	6,154	3,785	11,079
Brown	3,947	621	720	3,519	6,991
Butler	4,119	1,701	2,240	4,497	1,970	4,949	9,797
Carroll.....	2,044	573	507	646	2,725	1,323	3,981
Champaign	2,971	244	976	951	3,503	1,036	6,793
Clarke	8,524	808	1,749	3,150	5,694	3,199	11,821
Clermont	4,210	590	1,086	3,941	8,482
Clinton	3,667	370	809	3,530	5,784
Columbiana	6,742	1,021	1,252	5,158	6,651	2,505	10,896
Coshocton	2,484	1,877	493	3,051	3,251	1,481	6,131
Crawford	3,558	1,887	963	3,538	2,784	3,858	7,024
Cuyahoga	15,145	14,543	2,850	15,341	12,954	16,350	39,514
Darke	4,383	2,407	1,232	3,760	3,555	3,487	9,123
Defiance	3,074	1,133	874	4,134	2,232	3,762	4,994
Delaware	2,457	1,943	812	2,673	4,070	1,392	6,863
Erie	3,301	2,073	1,366	1,860	6,917
Fairfield	2,055	4,023	921	4,635	3,193	3,664	7,772
Fayette	2,413	1,044	692	3,327	4,974
Franklin	13,540	2,180	3,185	9,037	6,203	8,455	20,909
Fulton	2,023	1,576	624	1,176	2,819	814	4,677
Gallia	2,465	260	248	434	2,721	316	5,384
Geauga	1,258	564	324	1,772	2,525	375	3,484
Greene	4,366	433	800	2,823	4,374	1,702	7,048
Guernsey	2,069	2,428	654	4,203	5,843
Hamilton	47,358	4,382	14,740	34,375	8,402	41,437	60,836
Hancock	2,191	2,353	511	3,797	6,692
Hardin	2,628	2,965	812	4,925	3,922	2,673	7,126
Harrison	1,080	2,205	574	2,967	3,387	814	4,670
Henry	3,161	1,013	679	1,506	2,199	1,083	4,592
Highland	3,742	451	715	2,446	3,966	1,163	7,245
Hocking	2,199	1,621	548	2,749	2,311	1,791	4,464
Holmes	882	1,849	674	1,763	4,481
Huron	4,372	3,275	542	6,748	4,181	3,466	7,647
Jackson	2,970	2,899	439	5,230	3,372	2,297	5,667
Jefferson	5,795	493	1,286	2,406	4,455	1,190	7,291
Knox	2,950	2,031	1,144	3,028	3,803	1,940	7,053
Lake.....	2,595	259	448	3,413	2,468	1,393	3,771
Lawrence	5,818	366	1,268	3,194	2,900	2,388	7,187
Licking	1,387	3,341	1,248	3,374	4,057	2,731	10,060
Logan	4,308	46	1,354	4,051	6,324

VOTES CAST FOR PROPOSED AMENDMENTS TO THE CONSTITUTION—Continued.

Counties.	Judicial amendment—Yes.	Judicial amendment—No.	Regulation and taxation of the liquor traffic—Yes.	Regulation and taxation of the liquor traffic—No.*	Prohibition of intoxicating liquors—Yes.	Prohibition of intoxicating liquors—No.*	Total number of votes.
Lorain	6,001	346	615	572	5,007	624	8,337
Lucas	12,629	281	3,080	8,999	4,914	3,738	14,214
Madison	2,250	143	492	1,004	2,526	609	4,958
Mahoning	7,109	1,086	2,007	4,431	4,602	3,801	9,739
Marion	2,489	545	774	2,234	2,820	1,098	5,333
Medina	1,406	4,000	645	4,761	2,948	2,458	5,406
Meigs	3,460	738	577	2,852	6,186
Mercer	2,553	1,249	481	2,604	1,732	2,047	4,932
Miami	2,719	2,177	1,241	3,001	4,331	2,536	8,985
Monroe	1,290	2,248	1,014	2,358	1,789	2,126	4,715
Montgomery	15,850	2,938	4,393	13,459	6,443	12,878	20,886
Morgan	1,908	2,188	217	2,649	4,473
Morrow	1,941	1,295	877	2,075	2,474	1,322	4,778
Muskingum	5,867	3,264	1,114	6,920	5,534	3,616	11,178
Noble	1,108	1,877	563	2,565	2,753	990	4,452
Ottawa	3,869	81	387	1,245	4,033
Paulding	1,716	811	611	1,108	2,311	726	3,660
Perry	3,456	1,006	491	3,913	3,272	2,225	6,489
Pickaway	4,059	1,225	943	2,663	2,457	2,232	6,313
Pike	1,856	486	564	1,342	1,881	1,013	3,967
Portage	4,188	524	483	553	3,373	257	6,890
Preble	2,366	2,373	1,189	3,337	2,167	2,841	5,871
Putnam	4,549	272	358	1,931	2,715	1,728	5,692
Richland	3,435	2,421	965	2,648	4,433	2,403	8,733
Ross	3,955	2,364	1,673	5,127	3,765	3,938	9,116
Sandusky	3,713	1,642	960	3,821	2,619	2,816	6,649
Scioto	1,569	2,452	613	2,866	2,104	2,568	6,776
Seneca	6,940	695	757	3,985	3,789	3,169	8,776
Shelby	3,939	748	878	3,264	2,201	2,876	5,674
Stark	12,036	884	1,681	7,791	15,889
Summit	8,338	982	1,188	3,068	5,004	2,643	10,703
Trumbull	3,601	1,994	1,140	4,391	5,322	2,070	9,135
Tuscarawas	5,470	1,114	930	4,223	4,421	3,371	8,983
Union	3,784	1,183	881	3,832	3,578	1,703	5,743
Van Wert	3,342	936	985	2,832	3,195	1,710	5,857
Vinton	2,554	635	333	2,086	1,434	1,679	3,621
Warren	2,089	1,556	1,192	2,008	2,759	1,911	6,444
Washington	5,385	1,359	866	2,326	3,935	2,351	8,807
Wayne	3,342	2,247	975	3,378	5,113	2,652	9,264
Williams	3,445	979	501	2,296	3,264	1,670	5,728
Wood	5,504	994	940	4,279	7,888
Wyandot	2,061	1,357	771	2,351	2,674	1,802	5,336
Totals	400,919	144,335	99,238	288,605	323,129	226,595	721,310

* The counties opposite which no figures are given in these columns, failed to make return of the "No" vote.

JOINT RESOLUTIONS PROPOSING AN AMENDMENT TO ARTICLE
FOUR, AND TO SECTION EIGHTEEN OF THE SCHEDULE,
OF THE CONSTITUTION OF OHIO.

[House Joint Resolution No. 73.]

JOINT RESOLUTION

Proposing an amendment to article four of the constitution of the state.

SECTION 1. *Be it resolved by the General Assembly of the State of Ohio* (three-fifths of the members elected to each house agreeing thereto), That a proposition to amend the constitution of the state of Ohio be, and the same is hereby submitted to the electors of the state at the election to be held on the second Tuesday of October, A.D. 1883, as follows:

That sections one, two and six of article four, entitled "judicial," be amended so as to read as follows:

Section 1. The judicial power of the state is vested in a supreme court, circuit courts, courts of common pleas, courts of probate, justices of the peace, and such other courts inferior to the supreme court, as the general assembly may from time to time establish.

Section 2. The supreme court shall, until otherwise provide [provided] by law, consist of five judges, a majority of whom competent to sit shall be necessary to form a quorum or to pronounce a decision, except as hereinafter provided. It shall have original jurisdiction in quo warranto, mandamus, habeas corpus and procedendo, and such appellate jurisdiction as may be provided by law. It shall hold at least one term in each year at the seat of government, and such other terms, there or elsewhere, as may be provided by law. The judges of the supreme court shall be elected by the electors of the state at large, for such term, not less than five years, as the general assembly may prescribe, and they shall be elected and their official term shall begin at such time as may be fixed by law. In case the general assembly shall increase the number of such judges, the first term of each of such additional judges shall be such, that in each year after their first election, an equal number of judges of the supreme court shall be elected, except in elections to fill vacancies; and whenever the number of such judges shall be increased, the general assembly may authorize such court to organize divisions thereof, not exceeding three, each division to consist of an equal number of judges; for the adjudication of cases, a majority of each division shall constitute a quorum, and such an assignment of the cases to each division may be made as such court may deem expedient, but whenever all the judges of either division hearing a case shall not concur as to the judgment to be rendered therein, or whenever a case shall involve the constitutionality of an act of the general

assembly or of an act of congress, it shall be reserved to the whole court for adjudication. The judges of the supreme court in office when this amendment takes effect, shall continue to hold their offices until their successors are elected and qualified.

Section 6. The circuit court shall have like original jurisdiction with the supreme court, and such appellate jurisdiction as may be provided by law. Such courts shall be composed of such number of judges as may be provided by law, and shall be held in each county, at least once in each year. The number of circuits, and the boundaries thereof, shall be prescribed by law. Such judges shall be elected in each circuit by the electors thereof, and at such time and for such term as may be prescribed by law, and the same number shall be elected in each circuit. Each judge shall be competent to exercise his judicial powers in any circuit. The general assembly may change, from time to time, the number of boundaries of the circuits. The circuit courts shall be the successors of the district courts, and all cases, judgments, records, and proceedings pending in said district courts, in the several counties of any district, shall be transferred to the circuit courts in the several counties, and be proceeded in as though said district courts had not been abolished, and the district courts shall continue in existence until the election and qualification of the judges of the circuit courts.

And he it further resolved, That at said election, the voters desiring to vote in favor of said amendment, shall have placed upon their ballots the words, "Judicial constitutional amendment—Yes;" and the voters who do not favor the adoption of said amendment, may place on their ballots the words, "Judicial constitutional amendment—No;" and if a majority of all the votes passed [cast] at said election shall be in favor of said amendment, then said sections one, two and six herein set forth, shall be and constitute the sections so amended in said judicial article (four) of the constitution of the state of Ohio, and said original sections one, two and six, and also sections five and eleven of said article shall be repealed and annulled.

I. N. HATHAWAY,

Speaker pro tem. of the House of Representatives.

R. G. RICHARDS,

President of the Senate.

Adopted March 30, 1883.

[Senate Joint Resolution No. 50.]

JOINT RESOLUTION

Proposing amendments to the constitution.

Be it resolved by the General Assembly of the State of Ohio, That, at the general election to be held on the second Tuesday of October, 1883, there shall be submitted to the electors for their approval or rejection two propositions to amend the constitution of the state, as follows:

FIRST PROPOSITION.

"The additional section" in and with section eighteen of the schedule shall be repealed, and there shall be substituted for it the following:

"The general assembly shall regulate the traffic in intoxicating liquors so as to provide against evils resulting therefrom; and its power to levy taxes or assessments thereon is not limited by any provision of this constitution."

SECOND PROPOSITION.

“The additional section” in and with section eighteen of the schedule shall be repealed, and there shall be substituted for it the following:

“The manufacture of and the traffic in intoxicating liquors to be used as a beverage are forever prohibited; and the general assembly shall provide by law for the enforcement of this provision.”

The electors voting in favor of the said first proposition shall have on their ballots the words, “Regulation and taxation of the liquor traffic—Yes;” and those voting in favor of the said second proposition shall have on their ballots the words, “Prohibition of intoxicating liquors—Yes.”

If either of the said two propositions be thus approved by a majority of the electors voting at the said election, then the amendment therein proposed shall constitute a separate section of article fifteen of the constitution.

O. J. HODGE,
Speaker of the House of Representatives.
R. G. RICHARDS,
President of the Senate.

Adopted April 4, 1883.

PROCLAMATION BY THE GOVERNOR, DECLARING THE
ADOPTION OF AN AMENDMENT TO ARTICLE
FOUR OF THE CONSTITUTION OF OHIO.

THE STATE OF OHIO, EXECUTIVE DEPARTMENT,
OFFICE OF THE GOVERNOR,

WHEREAS, The following Joint Resolution was adopted by the general assembly
March 30, 1883:

JOINT RESOLUTION

Proposing an amendment to article four of the constitution of the state.

SECTION 1. *Be it resolved by the General Assembly of the State of Ohio* (three-fifths of the members elected to each house agreeing thereto), That a proposition to amend the constitution of the state of Ohio be and the same is hereby submitted to the electors of the state at the election to be held on the second Tuesday of October, A. D. 1883, as follows:

That sections one, two, and six of article four, entitled judicial, be amended so as to read as follows:

Section 1. The judicial power of the state is vested in a supreme court, circuit courts, courts of common pleas, courts of probate, justices of the peace, and such other courts, inferior to the supreme court, as the general assembly may from time to time establish.

SEC. 2. The supreme court shall, until otherwise provide [provided] by law, consist of five judges, a majority of whom competent to sit shall be necessary to form a quorum or to pronounce a decision, except as hereinafter provided. It shall have original jurisdiction in quo warranto, mandamus, habeas corpus, and procedendo, and such appellate jurisdiction as may be provided by law. It shall hold at least one term in each year at the seat of government, and such other terms, there or elsewhere, as may be provided by law. The judges of the supreme court shall be elected by the electors of the state at large, for such term, not less than five years, as the general assembly may prescribe, and they shall be elected, and their official term shall begin at such time as may be fixed by law. The judges of the supreme court shall be elected by the electors of the state at large, for such term, not less than five years, as the general assembly may prescribe, and they shall be elected, and their official term shall begin at such time as may be fixed by law. In case the general assembly shall increase the number of such judges, the first term of each of such additional judges shall be such, that in each year after their first election, an equal number of judges of the supreme court shall be elected, except in elections to fill vacancies; and when-

ever the number of such judges shall be increased, the general assembly may authorize such court to organize divisions thereof, not exceeding three, each division to consist of an equal number of judges; for the adjudication of cases, a majority of each division shall constitute a quorum, and such an assignment of the cases to each division may be made as such court may deem expedient; but whenever all the judges of either division hearing a case shall not concur as to the judgment to be rendered therein, or whenever a case shall involve the constitutionality of an act of the general assembly or of an act of congress, it shall be reserved to the whole court for adjudication. The judges of the supreme court in office when this amendment takes effect shall continue to hold their offices until their successors are elected and qualified.

SEC. 6. The circuit court shall have like original jurisdiction with the supreme court, and such appellate jurisdiction as may be provided by law. Such courts shall be composed of such number of judges as may be provided by law, and shall be held in each county, at least once in each year. The number of circuits, and the boundaries thereof, shall be prescribed by law. Such judges shall be elected in each circuit by the electors thereof, and at such time and for such term as may be prescribed by law, and the same number shall be elected in each circuit. Each judge shall be competent to exercise his judicial powers in any circuit. The General Assembly may change, from time to time, the number of [or] boundaries of the circuits. The circuit courts shall be the successors of the district courts, and all cases, judgments, records, and proceedings pending in said district courts, in the several counties of any district, shall be transferred to the circuit courts in the several counties, and be proceeded in as though said district courts had not been abolished; and the district courts shall continue in existence until the election and qualification of the judges of the circuit courts.

And be it further resolved, That at said election the voters desiring to vote in favor of said amendment shall have placed upon their ballots the words, "Judicial Constitutional Amendment—Yes;" and the voters who do not favor the adoption of said amendment may place on their ballots the words, "Judicial Constitutional Amendment—No;" and if a majority of all the votes passed [cast] at said election shall be in favor of said amendment, then said sections one, two, and six, herein set forth, shall be and constitute the sections so amended in said judicial article (four) of the constitution of the State of Ohio, and said original sections one, two, and six, and also sections five and eleven of said article, shall be repealed and annulled; and,

WHEREAS, said proposed amendment was duly published, as required by the constitution, and by the statute providing therefor; and,

WHEREAS, within twenty days after said election, to wit: on the 26th day of October, 1883, the Governor, Secretary of State, and Attorney-General, at the office of the Secretary of State, opened the returns made to the Secretary of State in pursuance of an act passed April 5, 1883, and counted the votes certified therein to have been cast at said election, and the votes cast for said proposed amendment; and,

WHEREAS, it was ascertained by said count, that the whole number of votes cast at said election is seven hundred and twenty-one thousand three hundred and ten (721,310), and the whole number of votes cast for said proposed amendment is four hundred thousand nine hundred and nineteen (400,919);

Now, therefore, I, Charles Foster, Governor of the State of Ohio, do hereby publish

and proclaim to the people of the State, that the said proposed amendment, having received the approval of a majority of all the electors voting at the said election, was, therefore, adopted, and has become a part of the Constitution of the State; and that said original sections one, two, and six, and also sections five and eleven, of said Judicial Article, are thereby repealed and annulled.

In testimony whereof I have hereunto subscribed my name, and caused the Great Seal of the State of Ohio to be affixed, at the city of Columbus, the 27th day of October, in the year of our Lord one thousand eight hundred and eighty three, and in the one hundred and eighth year of the Independence of the United States of America.

{ THE GREAT SEAL
OF THE
STATE OF OHIO. }

CHARLES FOSTER.

By the Governor :

JAS. W. NEWMAN,
Secretary of State.

STATE SECRETARY OF STATE.

LIST FOR SENATORS IN THE SIXTY-SIXTH GENERAL ASSEMBLY, AT THE ELECTION HELD OCTOBER 9, 1883.

FIRST DISTRICT—Hamilton County.

	Democrats.	Votes.	Reform Dem.	Votes.
William L. O'Brien.....		29,529	Joseph G. Sextro.....	2,181
Andrew J. Pruden.....		29,575	Theodore Marsh.....	1,833
William Caldwell.....		29,812	W. Glenn Taylor.....	1,725
Majorities.				
O'Brien over Eggleston..		1,114		
Pruden over Brown.....		859		
Caldwell over Wise.....		781		

SECOND DISTRICT.

Counties.	Lewis G. Anderson.	George F. Elliott.	Isaac K. Morris.
.....	3,304	6,388	39
.....	3,959	2,399
.....	7,263	8,787	39
.....	1,524

THIRD DISTRICT.

Counties.	John W. Knaub.	Simon Brenner.	Christopher Gish.
.....	9,287	11,383	114
.....	2,921	2,736	195
.....	12,208	14,119	309
.....	1,911

FOURTH DISTRICT.

Counties.	E. G. Penn.	John E. Myers.
Clermont	3,531	4,479
Brown	2,852	4,049
Totals	6,383	8,528
Majority		2,145

FIFTH DISTRICT.

Counties.	Jesse N. Oren.	R. J. Trimble.	James Stewart.	Scattering.
Greene	4,402	2,464	142	1
Clinton	3,526	2,144		36
Fayette	2,851			
Totals	10,779	4,608	142	37
Majority	6,171			

SIXTH DISTRICT.

Counties.	W. E. Evans.	Wm. H. Reed.
Highland	3,539	3,614
Ross	4,213	4,932
Totals	7,752	8,546
Majority		794

SEVENTH DISTRICT.

Counties.	John W. Gregg.	William T. Washam.	Scattering.
Adams	2,614	2,925	1
Pike	1,778	2,143
Scioto	3,636	3,081
Jackson	3,103	2,448
Totals	11,131	10,597	1
Majority	534

EIGHTH DISTRICT.

Counties.	John H. Evans.	William B. Turner.	Geo. W. Bing.	John P. White.	G. W. Hurst.
Lawrence	3,938	3,190	148	7	21
Gallia	3,078	2,177	101
Meigs	3,509	2,460
Vinton	1,657	2,015
Totals	12,182	9,842	148	108	21
Majority	2,340

NINTH DISTRICT.

Counties.	Wesley C. Hickman.	Calvin S. Welch.	E. L. Carlton.	William Turner.	Scattering.
Athens	3,713	2,354	159	2
Hocking	1,890	2,425	106
Fairfield	2,963	4,754
Totals	8,566	9,533	159	106	2
Majority	967

TENTH DISTRICT.

Counties.	William A. Welch.	Aaron R. Van Cleaf.	George W. Hurst.
Franklin	9,456	11,138	243
Pickaway	2,596	3,622	29
Totals	12,052	14,760	272
Majority		2,708	

ELEVENTH DISTRICT.

Counties.	Sylvester W. Durflinger.	Martellus L. Bryan.	John Rowe.
Clarke	6,507	5,045	209
Champaign	3,793	2,934	78
Madison	2,491	2,337	79
Totals	12,791	10,316	366
Majority	2,475		

TWELFTH DISTRICT.

Counties.	Frank M. Sterrett.	A. C. Cable.	Elihu Pauley.	Clinton Polly.
Miami	4,838	3,910	28	
Darke	3,970	5,162		18
Shelby	2,228	3,349		
Totals	11,036	12,421	28	18
Majority		1,385		

THIRTEENTH DISTRICT.

Counties.	John J. Hane.	Charles M. Kenton.	Justus A. Mouser.	Scattering.
Logan	3,652	2,393	198
Union	3,275	2,250	187	2
Marion	2,186	2,994	115
Hardin	3,546	3,474	89
Totals	12,659	11,111	589	2
Majority	1,548

FOURTEENTH DISTRICT.

Counties.	Thomas W. Moore.	Gilbert Smith.	Clark Patterson.	William Penrose.	Scattering.
Washington	4,018	4,546	49	18	3
Morgan	2,267	2,064	147	1
Noble (part of in Wash'ton)	136	86	2
Noble (part of in Morgan)	852	881	17	1
Monroe (part of in Wash't'n)	40	132
Totals	7,313	7,699	213	18	7
Majority	386

FIFTEENTH AND SIXTEENTH DISTRICTS.

Counties.	Thomas F. Joy.	John O'Neill.	John J. Achauer.	Scattering.
15th { Muskingum	5,471	5,575	26
{ Perry	3,108	3,270	1
16th { Delaware	3,716	2,941
{ Licking	4,119	5,812	50	6
Totals	16,414	17,598	77	6
Majority	1,184

SEVENTEENTH AND TWENTY-EIGHTH DISTRICTS.

Counties.		Bertrand Andrews.	Allen Levering.	Jesse Harkness.	Henry C. Hills.
17th	{ Knox.....	3,285	3,548	189	13
	{ Morrow.....	2,356	2,116	177	17
28th	{ Wayne.....	4,304	4,857
	{ Holmes.....	1,201	3,247
Totals.....		11,146	13,768	366	30
Majority.....		2,622

EIGHTEENTH AND NINETEENTH DISTRICTS.

Counties.		William S. Crowell.	Scattering.
18th	{ Coshocton.....	3,522	1
	{ Tuscarawas.....	5,065	6
19th	{ Guernsey.....	2,414	5
	{ Noble (part of in Guernsey).....	413
	{ Monroe.....	3,282
	{ Noble (part of in Monroe).....	619
Totals.....		15,315	12
Majority.....	

TWENTIETH DISTRICT.

Counties.	Solomon Hogue.	Adolph J. Schreiber.	James Wil- liams.
Belmont.....	5,514	5,467	44
Harrison.....	2,525	2,047
Totals.....	8,039	7,514	44
Majority.....	525

TWENTY-FIRST DISTRICT.

Counties.	Ephraim R. Eckley.	John V. Lewis.	Uriah Thomas.	E. H. Brosius.
Carroll	2,192	1,632	43
Stark	7,266	8,298	149	73
Totals.....	9,458	9,930	192	73
Majority.....	472

TWENTY-SECOND DISTRICT.

Counties.	John M. Dickinson.	George W. Sanor.	Alvin R. Campbell.	Scattering.
Jefferson	4,265	2,883	493	19
Columbiana	5,928	4,349
Totals.....	10,193	7,332	493	19
Majority	2,861

TWENTY-THIRD DISTRICT.

Counties	Alonzo D. Fassett.	Daniel B. Woods.	Abram Kline.	Ammirus Darrow.	Jonathan Warner.
Trumbull	5,223	3,199	429	84
Mahoning	4,754	4,541	18	156
Totals.....	9,977	7,740	447	156	84
Majority	2,237

TWENTY-FOURTH AND TWENTY-SIXTH DISTRICTS.

Counties.	Simon P. Wolcott.	John S. Ellen.	Hiram Bingham.	H. L. Morrison.	Scattering.
24th { Ashtabula ...	2,191	2,415	374	7
{ Lake.....	2,472	1,138	99	1
{ Geauga.....	2,551	830	8	11
26th { Portage.....	3,372	3,102	183	1
{ Summit.....	5,483	4,669	362	4
Totals.....	16,069	12,154	919	107	24
Majority.....	3,915

TWENTY-FIFTH DISTRICT.

County.	Gustave E. E. Weber.	George H. Ely.	A. J. Williams.	Thomas Reilley.	George Presley.	Jesse J. Barnes.	Scattering.
Cuyahoga	19,376	19,436	19,814	19,352	298	294	6
Majorities	84	438

TWENTY-SEVENTH AND TWENTY-NINTH DISTRICTS.

Counties.	Timothy G. Loomis.	Harrison Mickey.	Corydon L. Tambling.	E. S. Perkins.	Seth H. Todd.
27th { Medina	2,673	2,384	137	8
{ Lorain.....	4,934	3,106	276
29th { Ashland.....	2,404	3,133	83	5
{ Richland.....	3,558	4,941	166
Totals.....	13,569	13,564	662	8	5
Majority.....	5

THIRTIETH DISTRICT.

Counties.	Henry F. Paden.	Godfrey Jaeger.	Seth H. Todd.	Wm. Q. Turner.
Huron	4,130	3,192	301
Erie	2,720	3,999	61	28
Sandusky.....	2,771	3,657	132	28
Ottawa	1,477	2,482	8
Totals	11,098	13,330	494	64
Majority	2,232

THIRTY-FIRST DISTRICT.

Counties.	John H. Wil- liston.	Martin Deal.	Philip King.	D. S. Caldwell.	Scatter- ing.
Seneca.....	4,929	133	68
Crawford	4,470	3	45	1
Wyandot.....	3,063
Totals.....	12,462	133	71	45	1
Majority	12,329

THIRTY-SECOND DISTRICT.

Counties.	Horace A. Reeve.	Thomas J. Godfrey.	Elmer White.	F. G. Brown.	Scattering.
Allen.....	3,075	4,248	4,236
Auglaize.....	1,517	3,648	3,641
Defiance	1,878	3,101	3,087
Mercer.....	1,471	3,420	3,421
Paulding.. ..	1,818	1,847	1,847	1
Van Wert.....	2,941	2,916	2,886
Williams.....	2,805	2,773	2,817	254	3
Total	15,505	21,953	21,935	254	4
Majorities.....	6,448	21,681

THIRTY-THIRD DISTRICT.

Counties.	John C. Rorick.	George Laskey.	Wm. H. McLyman.	Orlando B. Ramey.	Chas. B. Carter.	Wm. Rawle.
Fulton	2,683	2,585	1,787	1,811	177	177
Hancock	3,148	3,095	3,542	3,490	2	2
Henry	1,743	1,678	2,893	2,824	2	2
Lucas	6,102	6,126	7,005	7,756	225	226
Putnam	1,953	1,926	3,712	3,567	3	3
Wood	4,105	4,088	3,614	3,611	142	143
Totals.....	19,734	19,496	23,333	23,059	551	553
Majorities..			3,599	3,563		

Shelby	Frank B. Thirkield.....	Phannel Hunt.....	8,344	John W. McAbee.....	59	Jno. W. Stimmell.....	127
Stark..... {	Joshua Wood.....	Leander C. Cole.....	8,021	S. H. Rockhill.....	64	Jno. H. Sharer.....	143
Summit.....	James Brown.....	John McBride.....	4,888	Thomas Rhodes.....	340	Alonzo C. Bachtel.....	76
Trumbull.....	Jacob A. Kohler.....	Lewis C. Parker.....	3,163	Jerome Short.....	408	Ezekiel F. Curtis.....	91
Tuscarawas.....	Stephen Laird.....	James Clarke.....	2,449	Andrew Watson.....	187
Union.....	Reuben A. Allen.....	George W. Crites.....	2,846
Van Wert.....	Jesse L. Cameron.....	Morris W. Hill.....	1,882
Vinton.....	Wm. T. Hughes.....	Benjamin F. Leslie.....	2,527
Warren.....	Francis Strong.....	William W. Fierce.....	4,547
Washington ..	Seth W. Brown.....	Frank H. Darby.....	4,684	Jesse Wilson.....	38	E. M. Ogden.....	19
Wayne.....	Charles A. Miller.....	Henry Bohl.....	2,996	James A. Flora.....	95
Williams.....	Wm. P. Van Dorn.....	Christ C. Stouffer.....	3,702
Wood.....	Chas. A. Bowersox.....	Sol. Johnson.....	2,984	W. Echols.....	149
Wyandot.....	Elijah P. Emerson.....	Thomas Mawer.....
.....	Joseph A. Maxwell.....	L. A. Brunner.....

STATE ELECTIONS—1880-1883.

The total number of voting precincts in Ohio, October, 1883, was 1,876.

NOTE.—The figures given in the total vote column, in these abstracts, represent the total number of persons voting at the said election, and not simply the total vote cast for the officers named in the adjoining columns.

ADAMS COUNTY.

Townships and Wards.	President, 1880.		Total.	Governor, 1881.		Sec'y of State, 1882.		Total.	Governor, 1883.				Total.
	James A. Garfield.	Winfield S. Hancock.		Charles Foster.	John W. Bookwalter.	Charles Townsend.	James W. Newman.		Joseph B. Foraker.	George Hoadly.	Ferdinand Schumacher.	Charles Jenkins.	
Bratton	118	114	233	91	103	71	79	152	100	125			225
Franklin	129	218	347	127	190	104	182	297	137	223			363
Green	191	211	402	197	210	154	188	353					
Rome Precinct									142	106			312
Sandy Springs Prec't									50	73			131
Jefferson	380	362	744	364	366	256	320	574	357	428	3		790
Liberty	205	120	328	193	117	188	103	296	192	100			295
Manchester	196	147	346	192	147	211	159	381	239	193	4		440
Meigs	161	252	414	173	256								
Jacksonville Prec't						52	140	195	79	178	10		269
Mineral Springs Prec't						97	80	177	107	114			221
Monroe	126	162	288	112	164	86	133	220	99	184	1		287
Oliver	90	128	219	93	135	87	130	217	98	128			227
Scott	169	97	266	155	70	129	60	191	155	99	1		255
Sprigg—													
Bentonville Prec't	127	183	310	124	179	109	165	275	123	182	2		307
Bradysville "	134	164	300	107	162	96	134	230	106	150			265
Tiffin	150	314	474	174	284	152	276	433	213	303	5		522
Wayne	191	90	287	185	78	179	75	261	185	84	2		281
Winchester	187	163	350	170	149	170	141	327	213	171	6		392
Totals	2563	2725	5308	2457	2610	2141	2375	4579	2614	2910	34		5582

ALLEN COUNTY.

Townships and Wards.	President, 1880.		Total.	Governor, 1881.		Sec'y of State, 1882.		Total.	Governor, 1883.				Total.
	James A. Garfield.	Winfield S. Hancock.		Charles Foster.	John W. Bookwalter.	Charles Townsend.	James W. Newman.		Joseph B. Foraker.	George Hoadly.	Ferdinand Schumacher.	Charles Jenkins.	
Amanda	108	183	291	89	180	79	168	247	100	203			304
Auslaize	251	150	403	210	123	179	106	287	243	165			409
Bath	146	173	319	111	146	109	139	249	125	179	1		307
Delphos—													
1st Ward									77	152			229
2d "									83	193			279
German	115	234	352	73	197	65	192	265	102	239			352
Jackson	158	290	449	132	240	100	230	337	158	257			413

ALLEN COUNTY—Continued.

Townships and Wards.	President, 1880.		Total.	Governor, 1881.		Sec'y of State, 1882.		Total.	Governor, 1883.				Total.
	James A. Garfield.	Winfield S. Hancock.		Charles Foster.	John W. Bookwalter.	Charles Townsend.	James W. Newman.		Joseph B. Foraker.	George Hoadly.	Ferdinand Schumacher.	Charles Jenkins.	
Lima—													
1st Ward.....	310	243	581	303	237	295	264	564	329	307	18	2	661
2d ".....	342	222	568	323	223	348	251	606	409	283	2	2	698
3d ".....	86	37	448	98	272	79	319	402	92	392	4	4	498
4th ".....	95	59	190	105	77	161	124	293	228	147	6	6	381
Marion.....	336	571	909	323	507	281	558	838	193	289			484
Mourree.....	253	234	487	199	197	179	184	363	240	220			460
Ottawa.....	123	8	20	11	7	13	14	27	19	15			34
Perry.....	145	182	328	133	141	116	140	256	141	164			308
Richland—													
Bluffton Precinct.....	117	295	412	85	319	78	278	363	87	328			420
Beaver Dam ".....	89	157	246	63	118	55	135	210	85	156	5	5	247
Shawnee.....	103	167	271	95	143	90	152	242	110	165			273
Spencer.....	105	252	360	82	224	76	234	312	131	293			428
Sugar Creek.....	135	113	250	118	102	114	111	226	114	106			222
Totals.....	2906	3390	6854	2358	3463	2417	3599	6091	3064	4251	10	30	7407

ASHLAND COUNTY.

Townships and Wards.	President, 1880.		Total vote.	Governor, 1881.		Sec'y of State, 1882.		Total vote.	Governor, 1883.				Total vote.
	James A. Garfield.	Winfield S. Hancock.		Charles Foster.	John W. Bookwalter.	Charles Townsend.	James W. Newman.		Joseph B. Foraker.	George Hoadly.	Ferdinand Schumacher.	Charles Jenkins.	
Clear Creek.....	212	89	302	161	68	133	72	253	175	88	8		273
Green—													
1st Ward.....	205	282	492	166	238	165	243	418	168	285	3		458
2d ".....	35	51	96	19	37	21	46	77	27	44	3		76
Hanover—													
1st Ward.....	125	175	300	50	166	61	157	219	70	178			249
2d ".....	84	227	291	110	158	110	188	315	130	181			311
Jackson.....	147	208	354	126	215	111	217	333	119	212	3		337
Lake.....	42	150	192	39	133	30	143	175	33	150	2		186
Montgomery.....	651	585	1237	565	551	525	558	1192	575	623	88		1237
Milton.....	89	188	277	75	169	70	181	256	78	178	2		258
Mirfin.....	52	125	177	54	125	51	132	186	54	141	1		197
Mohican.....	134	279	413	112	234	94	239	354	118	248	7		378
Orange.....	157	208	369	136	197	126	180	316	134	190	2		319
Perry.....	171	196	367	158	164	142	169	334	158	163	9		329
Ruggles.....	142	45	187	130	41	113	49	180	129	42	4		175
Sullivan.....	153	60	214	136	61	131	67	200	133	68	1		203
Troy.....	128	62	185	114	63	83	75	177	100	82	7		190
Vermillion.....	230	289	520	203	263	190	258	461	201	262			475
Totals.....	2752	3217	5963	2354	2903	2156	2974	5446	2402	3125	90		5650

ASHTABULA COUNTY.

Townships and Wards.	President, 1880.		Total vote.	Governor, 1881.		Sec'y of State, 1882.		Total vote.	Governor, 1883.				Total vote.
	James A. Garfield.	Winfield S. Hancock.		Charles Foster.	John W. Bookwalter.	Charles Townsend.	James W. Newman.		Joseph B. Foraker.	George Hoody.	Ferdinand Schumacher.	Charles Jenkins.	
Andover	278	36	316	218	30	202	22	243	286	44	6	1	340
Ashtabula	714	544	1280	529	276	476	372	892	125	54	1		187
1st Ward									105	129			235
2d "									34	118			152
3d "									132	105	4		243
4th "									199	117			322
5th "									68	66		1	138
Austinburg	242	46	308	201	34	103	33	209	208	55			270
Cherry Valley	158	38	198	119	28	107	24	186	139	39			183
Colebrook	166	55	228	124	38	109	30	155	142	48	18		208
Conneaut	574	176	754	481	116	382	115	514	527	200			733
Denmark	110	48	161	67	25	72	29	108	115	50			173
Dorset	103	52	165	82	39	73	49	146	89	69	13		182
Geneva	677	170	866	519	124	453	108	675	662	167	47	2	876
Harpersfield	243	47	293	176	20	121	25	211	211	39			259
Hartsgrove	116	64	197	89	34	85	32	132	105	75			188
Jefferson	408	97	508	337	69	385	73	400	408	113			531
Kingsville	318	85	403	249	52	180	54	234	293	84			384
Lenox	182	43	227	155	25	143	29	179	143	37			190
Monroe	800	66	878	196	32	164	37	215	278	58	4		339
Morgan	211	55	268	139	26	116	34	214	191	65	33		290
New Lyme	158	57	218	130	42	111	41	162	135	71	17		227
Orwell	173	81	254	137	51	92	60	166	151	81	4		238
Pierpont	241	24	282	201	11	172	16	192	237	30			275
Plymouth	115	60	189	67	38	67	44	123	104	63		7	177
Richmond	186	62	251	141	40	114	39	167	149	54	16		220
Rome	153	32	193	118	24	77	17	102	123	29	12		164
Saybrook	202	124	342	142	77	110	70	185	183	122		1	315
Sheffield	129	89	218	79	37	88	18	103	140	35	7		182
Trumbull	184	44	270	144	25	94	24	148	181	52			239
Wayne	189	26	217	144	18	127	15	147	168	20			197
Williamsfield	178	63	258	138	31	130	40	177	154	63			223
Windor	215	52	273	159	39	116	40	179	181	67	10		258
Totals	6926	2286	9524	5281	1389	4524	1490	6536	6376	2417	299	12	9133

ATHENS COUNTY.

Townships and Wards.	President, 1880.		Total vote.	Governor, 1881.		Sec'y of State, 1882.		Total vote.	Governor, 1883.				Total vote.
	James A. Garfield.	Winfield S. Hancock.		Charles Foster.	John W. Bookwalter.	Charles Townsend.	James W. Newman.		Joseph B. Foraker.	George Hoody.	Ferdinand Schumacher.	Charles Jenkins.	
Athens	602	199	831	527	228	477	264	799	592	282	23	3	890
Ames	231	71	305	214	59	195	156	254	207	59		1	268
Alexander	208	101	315	169	63	166	72	254	198	30			311
Bern	197	38	235	137	29	117	30	168	143	29			193
Canaan	134	172	312	106	120	111	151	269	115	178			306
Carthage	161	103	267	127	48	138	73	227	142	94			244
Dover	249	120	375	178	83	163	103	276	203	128			346
Lee	177	56	246	131	50	161	61	239	178	72		1	258
Lodi	178	140	331	132	79	142	73	253	141	108			273
Rome	324	131	456	248	72	244	95	347	239	121			423
Trimble	173	111	288	163	84	135	78	227	184	120			310
Troy	244	168	434	178	111	200	129	361	231	138			403
Waterloo	229	162	399	179	143	191	129	347	212	171			404
York	538	662	1261	378	648								
Bessemer Precinct						83	144	350	144	194		75	415
Floodwood						29	61	105	53	84		1	140
Howard						34	40	82	56	49			105
Nelsonville						338	378	777	568	464		33	1068
Totals	3645	2234	6055	2857	1817	2924	1940	5340	3856	2391	154	135	6359

AUGLAIZE COUNTY.

Townships and Wards.	President, 1880.		Total vote.	Governor, 1881.		Sec'y of State, 1882.		Total vote.	Governor, 1883.				Total vote.
	James A. Garfield.	Winfield S. Hancock.		Charles Foster.	John W. Bookwalter.	Charles Townsend.	James W. Newiman.		Joseph B. Foraker.	George Hoadly.	Ferdinand Schumacher.	Charles Jenkins.	
Clay	120	148	268	115	107	107	112	222	127	132			260
Criderville Precinct	72	144	216	68	118	28	72	97	85	77			113
Duchonquet	104	121	225	87	91	92	140	283	107	194			301
Wapakoneta—													
1st Ward	36	97	133	26	98	85	103	188	84	121			155
2d "	102	163	268	83	128	55	163	220	66	198			264
3d "	73	159	232	60	132	50	177	228	57	197			255
German	146	278	424	154	223	81	295	377	184	324			461
Goshen	85	99	184	73	91	57	81	140	69	107			177
Jackson	8	415	423	22	314	19	359	378	9	144		1	453
Logan	77	153	237	51	92	69	100	169	71	95			206
Moulton	100	208	308	67	124	63	125	188	77	169			247
Noble	74	217	291	54	180	88	124	180	42	173			215
Pucheta	67	210	277	59	168	52	195	247	53	218			271
Salem	83	171	254	62	134	63	120	183	75	155			230
St. Mary's	223	538	761	171	366	128	437	563	185	550			740
Union	135	225	364	114	170	105	184	240	123	207			339
Washington	178	118	296	134	62	102	68	169	107	104			216
Wayne	154	185	290	133	132	124	121	246	145	133			281
Totals	1837	3599	5151	1531	2680	1262	2926	4198	1516	3638	8		5184

BELMONT COUNTY.

Townships and Wards.	President, 1880.		Total vote.	Governor, 1881.		Sec'y of State, 1882.		Total vote.	Governor, 1883.				Total vote.
	James A. Garfield.	Winfield S. Hancock.		Charles Foster.	John W. Bookwalter.	Charles Townsend.	James W. Newiman.		Joseph B. Foraker.	George Hoadly.	Ferdinand Schumacher.	Charles Jenkins.	
Bellaire City—													
1st Ward	181	79	224	107	87	109	109	222	135	124			263
2d "	125	273	405	109	240	99	263	367	138	297			489
3d "	181	179	366	151	157	149	169	324	200	204			406
4th "	236	160	411	207	168	190	175	376	238	180			427
5th "	182	70	281	173	58	150	67	252	182	82		23	288
Colerain	196	143	341	171	116	169	137	307	197	153			350
Flushing—													
Flushing Precinct	191	92	283	180	96	162	100	262	174	134			310
Belmont Ridge Prec't.	87	48	136	75	43	76	45	122	84	60			144
Goshen	269	225	497	221	184	215	178	401	236	211			449
Kirkwood													
Hendrysburg Prec't.	172	165	340	150	141	148	142	298	152	162		2	318
Sewellsville Precinct.	103	35	140	79	34	87	30	121	98	32		3	129
Martin's Ferry													
1st Ward						146	137	285	182	176	6	9	374
2d "						190	92	281	226	114	2	1	343
3d "						147	51	201	169	74	1		234
Mead	127	274	403	84	214	52	186	239	130	204			384
Pease—													
Bridgeport Precinct	460	286	751	374	206	466	269	740	507	300			816
Martin's Ferry Prec't.	611	464	1096	520	385	106	151	258	106	166			276
Pultney	229	277	520	173	209	145	213	364	228	257		3	490
Richland													
St. Clairsville Prec't.	398	495	894	362	455	348	480	813	367	482	1		851
Glencoe Precinct	68	173	245	53	160	56	157	213	80	168			245
Smith	131	239	384	93	221	104	230	342	119	237	6		366
Somerset	236	259	497	187	170	205	225	431	215	257			471
Union	193	217	414	185	201	178	191	371	190	200			396
Warren	624	410	1054	549	353	581	352	919	640	414	10		1066
Washington	182	161	346	148	108	163	120	283	181	133			314
Wayne	159	231	391	115	167	116	162	278	139	192			332
Wheeling	134	198	332	111	108	106	173	279	121	188			313
York	111	217	330	84	188	188	97	292	103	225			329
Totals	5539	5379	11081	4671	4527	4740	4776	9641	5532	5426	28	41	11076

BROWN COUNTY.

Townships and Wards.	President, 1890.		Total vote.	Governor, 1881.		Sec'y of State, 1882.		Total vote.	Governor, 1883.				Total vote.
	James A. Garfield.	Winfield S. Hancock.		Charles Foster.	John W. Bookwalter.	Charles Townsend.	James W. Newnan.		Joseph B. Foraker.	George Hoadly.	Ferdinand Schumacher.	Charles Jenkins.	
Byrd.....	184	182	316	168	119	167	115	284	179	118	85	243	301
Clark.....	105	289	394	90	212	12	218	900	65	243	343
Eagle.....	128	161	291	104	128	120	140	259	114	169	296
Franklin.....	44	230	274	33	168	27	216	245	31	199	233
Green.....	182	251	433	157	197	164	231	396	174	248	428
Huntington.....	281	394	677	241	292	290	322	589	207	358	682
Jackson.....	91	145	236	65	110	56	139	195	75	137	212
Jefferson.....	174	138	312	162	125	157	131	290	160	144	307
Lewis.....
Higginsport Precinct.....	201	278	475	159	238	171	265	487	172	253	426
Feesburg Precinct.....	84	191	275	59	141	64	156	223	74	151	282
Perry.....	76	580	656	71	455	65	513	580	80	504	567
Pike.....	131	179	311	114	168	93	184	277	107	189	299
Pleasant.....	299	395	705	254	317	268	355	644	291	354	664
Scott.....	84	184	272	61	131	62	147	212	68	170	243
Sterling.....	166	207	373	139	180	153	181	334	151	198	341
Union.....	836	423	1259	721	342	756	443	1224	746	434	1185
Washington.....	114	152	267	100	117	106	146	257	120	153	274
Totals.....	3184	4324	7526	2698	3438	2771	3902	6796	2904	4012	20	6991

UTLER COUNTY.

Townships and Wards.	President, 1890.		Total vote.	Governor, 1881.		Sec'y of State, 1882.		Total vote.	Governor, 1883.				Total vote.
	James A. Garfield.	Winfield S. Hancock.		Charles Foster.	John W. Bookwalter.	Charles Townsend.	James W. Newnan.		Joseph B. Foraker.	George Hoadly.	Ferdinand Schumacher.	Charles Jenkins.	
Fairfield—
Eastern Precinct.....	73	191	264	66	147	61	186	254	68	184	258
Western ".....	116	255	371	102	204	85	274	390	84	270	356
Hanover.....	102	245	347	69	174	83	205	288	68	223	296
Lemon—
Northern Precinct.....	593	733	1326	492	725	586	762	1849	555	805	1361
Southern ".....	93	150	246	70	123	81	152	243	76	158	282
Liberty.....	193	196	389	164	158	168	182	351	145	178	325
Madison—
Northern Precinct.....	184	286	370	111	191	98	212	320	111	210	323
Southern ".....	69	165	235	55	154	51	178	234	60	163	227
Milford.....	153	291	444	120	249	139	293	430	123	281	411
Morgan.....	140	293	435	102	253	114	265	383	101	273	363
Oxford.....	473	389	865	375	320	383	358	751	408	390	802
Rely.....	97	287	384	87	230	87	296	323	104	252	357
Ross.....	143	276	421	121	204	129	262	403	133	239	389
St. Clair.....	69	212	303	61	178	53	217	273	63	193	282
Union.....	211	338	549	160	258	150	307	457	174	285	471
Wayne.....	165	258	427	131	203	134	229	365	139	254	394
Hamilton—
1st Ward.....	234	391	625	237	373	226	434	690	234	420	656
2d ".....	162	502	669	147	450	130	605	735	151	564	718
3d ".....	425	430	855	376	418	204	285	490	229	276	507
4th ".....	166	428	590	141	372	159	467	631	172	436	613
5th ".....	436
Totals.....	3881	6296	10118	3187	5393	3325	6384	9728	3411	6304	41	9797

CARROLL COUNTY.

Townships and Wards.	President, 1880.			Governor, 1881.			Sec'y of State, 1882.	Governor, 1883.					
	James A. Garfield.	Winfield S. Hancock.	Total vote.	Charles Foster.	John W. Bookwalter.	Charles Townsend.	James W. Newnan.	Total vote.	Joseph B. Foraker.	George Hoadly.	Ferdinand Schumacher.	Charles Jenkins.	Total vote.
Augusta.....	188	86	276	154	69	169	69	242	184	71	5	260
Brown—													
Minerva Precinct.....	130	54	184	113	59	110	53	165	121	73	2	197
Malvern ".....	198	134	336	187	124	179	131	310	194	143	1	340
Center.....	240	133	385	212	116	239	107	375	236	137	12	6	396
East.....	91	105	196	79	90	81	80	163	83	95	1	3	182
Fox.....	201	81	283	162	52	175	66	243	186	78	270
Harrison.....	153	110	263	145	90	147	87	236	157	95	255
Lee.....	118	105	223	110	97	108	105	212	112	112	7	234
Loudon.....	116	126	246	104	119	114	112	228	114	117	231
Mourne.....	138	116	287	150	139	150	134	330
Dell Roy Precinct.....									94	104	237
Leavittsville ".....									58	46	108
Orange.....	210	98	311	185	95	199	94	302	282	131	8	12	416
Perry.....	110	147	257	100	127	104	140	249	107	140	246
Rose.....	116	151	268	106	138	102	139	241	114	149	268
Union.....	84	94	178	88	86	77	89	167	79	89	178
Washington.....	148	29	177	137	29	118	32	150	136	31	168
Totals.....	2241	1569	3873	2042	1430	2071	1444	3629	2235	1621	39	65	3981

CHAMPAIGN COUNTY.

Townships and Wards.	President, 1880.			Governor, 1881.			Sec'y of State, 1882.	Governor, 1883.					
	James A. Garfield.	Winfield S. Hancock.	Total vote.	Charles Foster.	John W. Bookwalter.	Charles Townsend.	James W. Newnan.	Total vote.	Joseph B. Foraker.	George Hoadly.	Ferdinand Schumacher.	Charles Jenkins.	Total vote.
Adams.....	138	188	331	118	151	192	140	250	127	189	6	322
Concord.....	134	155	290	97	152	84	147	236	118	180	5	303
Goshen.....	548	127	692	480	106	418	77	553	492	131	30	1	653
Harrison.....	131	111	242	98	87	87	73	168	111	102	8	221
Jackson.....	256	261	518	214	220	205	184	369	225	137	500
Johnson—													
Millerstown Precinct.....	14	109	125	16	88	14	80	91	24	106	130
St. Paris ".....	201	311	524	171	272	171	220	404	195	293	6	494
Mad River.....	136	367	509	103	328	92	269	376
Terrehaute Precinct.....									71	175	247
Westville ".....									60	192	255
Rush—													
Lewisburg Precinct.....	240	71	317	208	63	130	35	269	233	73	2	308
Woodstock ".....	193	39	225	168	35	138	25	165	184	56	240
Salem.....	321	101	512	238	128	163	108	288	278	176	456
Union.....	265	144	412	297	87	170	84	280	249	120	5	374
Urbana.....	281	119	380	214	82	183	84	270	221	113	334
Urbana—													
1st Ward.....	300	150	510	309	135	300	138	443	369	158	527
2d ".....	407	181	588	388	162	323	177	509	413	203	3	619
3d ".....	193	225	419	176	231	187	210	398	179	267	446
Wayne.....	299	116	419	207	81	137	55	205
Cable Precinct.....									139	58	5	202
Mingo ".....									108	53	1	162
Totals.....	4100	2865	7023	3392	2421	2913	2106	5237	3796	2920	77	1	6798

CLARKE COUNTY.

Townships and Wards.	President, 1880.			Governor, 1881.		Sec'y of State, 1882.		Governor, 1883.					
	James A. Garfield.	Winfield S. Hancock.	Total vote.	Charles Foster.	John W. Bookwalter.	Charles Townsend.	James W. Newman.	Total vote.	Joseph B. Foraker.	George Hoadly.	Ferdinand Schumacher.	Charles Jenkins.	Total vote.
Bethel—													
Donnellsville Prec't...	130	100	234	116	94	95	71	174	120	91	6	217
Medway " "	103	85	188	89	72	77	72	156	89	85	6	180
New Carlisle " "	201	65	273	190	61	170	62	240	230	99	10	2	344
German—													
Lawrenceville Prec't...	84	183	273	71	163	66	142	227	99	171	7	290
Tremont " "	57	160	223	45	118	29	116	196	58	162	3	225
Green—													
Green.....	297	81	382	237	67	248	45	282	244	82	6	343
Harmony.....	322	132	468	241	120	156	70	290	278	118	14	410
Madison.....	413	137	557	336	143	278	132	436	401	156	5	3	566
Mad River.....	188	243	441	141	207	129	172	351	171	298	8	412
Moorefield.....	223	141	364	173	110	176	97	258	180	126	9	315
Pike.....	179	215	399	150	190	149	174	322	167	215	8	391
Pleasant.....	315	72	386	252	62	208	50	277	276	92	9	379
Springfield.....	596	335	948	457	320	405	311	763	348	212	17	577
Springfield City—													
1st Ward.....	212	335	543	164	407	178	356	531	205	436	641
2d " "	337	337	587	259	236	229	193	461	356	249	11	2	616
3d " "	662	332	965	571	216	490	223	768
3d " Precinct A.....	415	225	8	678
2d " " B.....	229	79	1	1	321
4th " "	169	163	341	151	161	161	168	314	310	298	3	613
5th " "	495	269	775	455	314	454	317	808
5th " Precinct A.....	612	364	19	998
5th " " B.....	107	135	4	240
6th " "	603	263	870	508	293	455	262	769	650	351	10	1013
7th " "	266	378	653	215	423	179	382	600	333	530	2	4	874
8th " "	193	124	323	191	138	177	129	316	363	246	13	622
9th " "	184	229	426	159	322	140	236	440	236	310	8	556
Totals	6229	4179	10584	5164	4227	6637	3772	8972	6517	5050	209	15	11821

CLERMONT COUNTY.

Townships and Wards.	President, 1880.			Governor, 1881.		Sec'y of State, 1882.		Governor, 1883.					
	James A. Garfield.	Winfield S. Hancock.	Total vote.	Charles Foster.	John W. Bookwalter.	Charles Townsend.	James W. Newman.	Total vote.	Joseph B. Foraker.	George Hoadly.	Ferdinand Schumacher.	Charles Jenkins.	Total vote.
Amelia.....	202	156	370	208	118	192	109	322	213	147	3	362
Bantam.....	8	12	22	102	72	117	74	208	124	88	12	223
Batavia Precinct.....	317	321	662	313	309	282	257	581	342	313	4	636
Felicity Precinct.....	328	300	295	266	593	323	293	1	619
Goshen.....	217	235	460	215	210	178	194	378	216	191	409
Jackson.....	185	224	415	176	202	156	185	344	192	204	2	396
Miami—													
Branch Hill Precinct.....	89	111	201	86	107	74	115	198	92	108	202
Loveland Precinct.....	88	97	183	75	80	68	93	161	95	103	196
Milford Precinct.....	177	159	337	170	154	127	182	312	156	186	347
Newberry Precinct.....	105	63	168	105	62	82	49	136	92	68	161
Monroe—													
Laurel Precinct.....	179	241	443	185	192	158	191	365	179	240	424
Ohio.....	400	830	756	408	296	357	324	696	367	373	1	1	745
Locust Cor. Precinct.....	91	229	326	73	186	70	123	215	87	223	311
Rural Precinct.....	89	100	87	92	129	87	97	134

CLERMONT COUNTY—Concluded.

Townships and Wards.	President, 1880.		Total vote.	Governor, 1881.		Sec'y of State, 1882.		Total vote.	Governor, 1883.				Total vote.
	James A. Garfield.	Winfield S. Hancock.		Charles Foster.	John W. Bookwalter.	Charles Townsend.	James W. Newman.		Joseph B. Foraker.	George Hoadly.	Ferdinand Schumacher.	Charles Jenkins.	
Stone Lick—													
North Precinct.....	71	92	170	53	85	50	63	120	55	89	2	2	149
South ".....	124	172	298	121	149	92	144	238	119	172	4	4	296
Tate—													
Bethel Precinct.....	261	261	529	247	246	228	203	498	294	285	7	7	596
Union—													
North Precinct.....	111	156	269	106	145	72	107	180	87	151	238
South ".....	64	158	223	68	128	46	103	154	77	144	1	223
Wayne.....	144	316	468	148	268	121	268	413	177	282	5	465
Washington—													
Neville Precinct.....	101	131	234	104	109	77	92	191	102	122	6	231
Moscow Precinct.....	116	107	223	108	109	82	85	177	119	103	3	225
North.....	100	147	248	85	128	77	108	185	100	144	246
Williamsburg.....	388	204	604	357	187	313	215	540	370	240	1	2	620
Totals.....	4628	4417	8700	3880	3932	3351	3692	7304	4024	4366	26	38	8482

CLINTON COUNTY.

Townships and Wards.	President, 1880.		Total vote.	Governor, 1881.		Sec'y of State, 1882.		Total vote.	Governor, 1883.				Total vote.
	James A. Garfield.	Winfield S. Hancock.		Charles Foster.	John W. Bookwalter.	Charles Townsend.	James W. Newman.		Joseph B. Foraker.	George Hoadly.	Ferdinand Schumacher.	Charles Jenkins.	
Adams.....	191	23	214	108	15	155	13	173	174	26	202
Chester.....	301	60	375	231	53	237	44	308	273	63	18	354
Clark.....	347	144	492	249	89	262	127	416	296	144	4	445
Green—													
New Antioch Prec't....	156	98	254	134	82	125	90	215	138	82	220
New Vienna.....	272	203	480	208	181	223	169	447	252	195	10	458
Jefferson.....	225	109	328	175	78	173	87	269	183	88	277
Liberty—													
Mt. Pleasant.....	98	85	185	88	26	82	28	118	89	40	2	131
Port Williams.....	127	69	198	106	60	98	62	160	120	77	3	202
Marion.....	251	240	496	214	188	246	213	461	277	223	501
Richland.....	302	285	589	256	194	274	225	516	302	250	4	558
Union.....	973	309	1288	791	250	701	294	1085	831	368	28	1228
Vernon.....	249	137	390	210	138	194	109	313	234	132	4	371
Washington.....	161	173	334	133	147	127	145	274	126	152	278
Wayne.....	148	170	318	105	146	115	145	273	151	166	319
Wilson.....	136	132	269	113	115	103	108	228	111	119	10	240
Totals.....	3987	2167	6138	3179	1762	3115	1879	5268	3557	2126	83	5784

COLUMBIANA COUNTY.

Townships and Wards.	President, 1880.			Governor, 1881.		Sec'y of State, 1882.		Governor, 1883.					
	James A. Garfield.	Winfield S. Hancock.	Total vote.	Charles Foster.	John W. Bookwalter.	Charles Townsend.	James W. Newman.	Total vote.	Joseph B. Foraker.	George Hoadly.	Ferdinand Schumacher.	Charles Jenkins.	Total vote.
Butler.....	290	108	402	222	68	207	93	307	265	110	1	14	391
Center.....	540	319	913	533	293	552	314	876	539	344	1	9	894
Elk Run.....	211	185	400	155	127	145	124	285	181	146	1	11	338
Fairfield.....	406	286	760	331	200	326	235	638	345	273	8	95	715
Franklin.....	51	144	203	41	127	47	129	180	41	136	2	10	195
Hanover.....	340	223	570	296	187	301	186	491	311	122	12	1	529
Knox.....	199	273	473	136	195	141	244	387	190	265	12	1	458
Liverpool—													
East Precinct.....				362	136	372	271	663	432	127	6	19	685
West Precinct.....				342	163	273	317	616	390	244	12	11	677
Madison.....	149	124	277	111	89	117	102	224	134	108	5	2	259
Middleton.....	269	114	391	151	75	162	89	250	210	114	17	1	341
Perry—													
North Ward Precinct.....	414	94	547	320	71	302	93	449	365	133	12	33	534
South ".....	397	149	601	516	118	296	165	519	378	182	12	46	608
Salem—													
Lectonia Precinct.....	369	397	849	210	319	245	304	661	258	291	12	15	663
Franklin Square Precinct.....	162	81	254	102	57	118	59	198	119	73	5	5	197
Washingtonville.....				76	45	57	54	142	78	70	18	18	168
St. Clair.....	139	133	273	91	101	111	129	245	128	127	4	1	200
Unity—													
Unity Precinct.....	95	106	302	71	129	67	141	253	39	99	10	10	149
East Palestine Precinct.....	252	151	419	219	103	218	115	336	223	139	12	20	383
New Waterford.....									68	73	15	15	170
Washington.....	409	252	711	341	172	315	193	609	378	248	3	69	762
Wayne.....	63	123	191	60	107	56	108	165	75	113	1	1	190
West.....	275	189	471	186	128	182	118	339	210	172	12	2	421
Yellow Creek.....	572	306	882	412	219	457	269	732	574	410	3	2	826
Totals.....	6515	4273	11228	5077	3229	5087	3885	9691	5951	4389	56	171	10896

COSHOCTON COUNTY.

Townships and Wards.	President, 1880.			Governor, 1881.		Sec'y of State, 1882.		Governor, 1883.					
	James A. Garfield.	Winfield S. Hancock.	Total vote.	Charles Foster.	John W. Bookwalter.	Charles Townsend.	James W. Newman.	Total vote.	Joseph B. Foraker.	George Hoadly.	Ferdinand Schumacher.	Charles Jenkins.	Total vote.
Adams.....	120	139	299	110	120	91	126	218	111	144	1	256
Bedford.....	124	102	226	117	108	121	96	217	125	165	330
Bethlehem.....	87	117	204	77	100	64	103	172	71	125	199
Clark.....	113	136	249	77	100	71	118	192	94	155	331
Crawford.....	59	257	316	43	237	31	184	215	51	226	1	378
Franklin.....	95	153	249	80	131	67	122	189	81	137	218
Jackson.....	242	216	459	205	199	194	262	398	223	207	430
Jefferson.....	104	180	284	101	172	100	168	271	108	183	3	334
Keene.....	144	78	223	120	76	120	69	189	133	69	296
Lafayette.....	115	147	262	97	129	75	120	196	108	150	299
Linton.....	173	245	419	140	217	130	217	347	166	257	1	405
Mill Creek.....	52	97	149	50	90	46	80	126	43	105	148
Monroe.....	112	129	241	93	113	87	110	198	100	125	328
New Castle.....	94	145	241	73	120	76	115	210	89	123	17	229
Oxford.....	124	134	259	97	108	84	93	180	121	119	1	241
Perry.....	81	147	228	66	126	61	119	182	83	140	223
Pike.....	88	106	194	81	89	75	83	158	79	90	179
Tlverton.....	56	139	203	42	118	43	137	183	47	141	8	196
Tuscarawas.....	469	496	973	409	489	432	498	928	477	552	1	1632
Virginia.....	160	87	247	138	80	143	81	225	153	90	244
Washington.....	108	72	181	99	72	89	73	162	113	71	194
White Eyes.....	111	118	230	101	116	86	113	201	94	124	1	223
Totals.....	2831	3440	6296	2416	3119	2289	3032	5857	2673	3409	34	6131

URAWFORD COUNTY.

Townships and Wards.	President, 1880.		Total vote.	Governor, 1881.		Sec'y of State, 1882.		Total vote.	Governor, 1883.				Total vote.
	James A. Garfield.	Winfield S. Hancock.		Charles Foster.	John W. Bookwalter.	Charles Townsend.	James W. Newman.		Joseph B. Foraker.	George Hoadly.	Ferdinand Schumacher.	Charles Jenkins.	
Auburn.....	142	138	284	100	89	95	104	221	142	143	289	
Bucyrus.....	478	728	1218	408	640	414	717	1158	574	867	1454	
Chatfield.....	22	280	302	20	218	13	205	219	15	256	272	
Cranberry.....	71	888	417	47	300	83	285	339	73	327	408	
Dallas.....	58	41	101	44	30	47	35	85	68	41	109	
Gallion City.....	
1st Ward.....	59	192	252	34	139	47	140	188	43	168	213	
2d ".....	121	200	322	98	157	87	154	255	106	202	316	
3d ".....	196	239	440	134	178	109	197	323	137	213	352	
4th ".....	173	155	324	147	129	119	121	261	162	140	328	
Holmes.....	143	250	394	107	175	96	174	281	121	224	349	
Jackson.....	286	449	718	233	354	163	373	547	226	422	650	
Jefferson.....	71	200	286	46	137	36	127	140	61	173	247	
Liberty.....	196	208	418	100	167	134	169	337	200	193	397	
Lykens.....	108	177	286	77	148	50	127	194	88	166	255	
Polk.....	54	160	214	37	157	40	124	165	42	160	202	
Sandusky.....	97	100	168	41	72	46	68	123	69	82	151	
Texas.....	83	66	152	51	58	59	58	131	86	74	161	
To 1.....	115	158	273	45	130	63	105	171	98	142	245	
Vernon.....	55	205	260	39	157	26	185	215	36	205	241	
Whetstone.....	146	285	431	99	214	81	190	275	131	253	387	
Totals.....	2622	4567	7270	1967	3608	1767	3658	5671	2478	4457	42	7024	

CUYAHOGA COUNTY.

Townships and Wards.	President, 1880.		Total vote.	Governor, 1881.		Sec'y of State, 1882.		Total vote.	Governor, 1883.				Total vote.
	James A. Garfield.	Winfield S. Hancock.		Charles Foster.	John W. Bookwalter.	Charles Townsend.	James W. Newman.		Joseph B. Foraker.	George Hoadly.	Ferdinand Schumacher.	Charles Jenkins.	
Bedford.....	312	127	457	218	116	287	135	411	280	157	17	456	
Brecksville.....	192	67	262	146	46	134	62	207	144	97	15	257	
Brooklyn.....	
Village Precinct.....	217	103	323	157	83	164	112	285	220	130	1	352	
South.....	142	102	247	87	63	81	104	189	98	123	221	
West Cleveland Prec.....	158	111	272	95	56	113	162	281	147	142	1	291	
Chagrin Falls.....	333	63	403	250	96	224	68	327	280	100	25	406	
Cleveland.....	
1st Ward—A.....	547	305	952	827	522	930	934	1896	948	931	8	1888	
.....B.....	649	295	971	
2d Ward—A.....	649	253	865	830	411	932	578	1551	931	656	9	1599	
.....B.....	496	226	728	
3d Ward.....	401	283	728	223	327	239	499	740	251	451	702	
4th Ward—A.....	812	236	1063	1089	560	983	1075	2120	1141	1150	23	2322	
.....B.....	630	627	1302	
5th Ward—A.....	466	698	1174	528	1044	592	1523	2138	670	1472	2	2168	
.....B.....	413	576	995	
6th Ward—A.....	1517	931	2482	1182	702	1244	1308	2915	1413	1318	13	2706	
.....B.....	1052	219	1311	689	177	824	377	1224	960	316	11	1238	
7th Ward.....	1057	367	1789	736	592	807	1050	1740	898	1044	6	1982	
8th Ward.....	241	976	1207	178	634	204	1244	1417	226	911	1137	
9th Ward.....	775	577	1380	591	411	582	735	1343	666	716	3	1386	
10th Ward—A.....	571	349	964	826	514	815	934	1820	987	943	8	1943	
.....B.....	493	366	872	
11th Ward—A.....	730	711	1464	814	857	716	1522	2232	549	1551	4	2409	
.....B.....	409	399	823	
12th Ward.....	817	681	1599	599	443	475	1125	1627	636	1207	7	1851	
13th ".....	834	511	1400	625	401	613	827	1492	794	831	2	1629	
14th ".....	682	609	1255	418	373	374	938	1323	548	1036	10	1594	
15th ".....	623	431	1080	517	362	531	583	1132	703	681	14	1595	
16th ".....	682	196	897	463	186	582	326	925	820	306	17	1144	
17th ".....	609	185	801	465	117	542	235	797	641	304	11	957	
18th ".....	1095	728	1858	739	578	1016	697	1720	1042	807	2	1852	

CUYAHOGA COUNTY—Concluded.

Townships and Wards.	President, 1880.			Governor, 1881.		Sec'y of State, 1882.	Total vote.	Governor, 1883.					
	James A. Garfield.	Winfield S. Hancock.	Total vote.	Charles Foster.	John W. Bookwalter.	Charles Townsend.		James W. Newman.	Total vote.	Joseph B. Foraker.	George Hoadly.	Ferdinand Schumacher.	Charles Jenkins.
Dover	186	194	382	144	129	137	175	317	168	181	1		351
East Cleveland	231	99	338	135	55	121	85	221	170	116	10		296
Glenville Precinct	115	2	172	83	43	57	57	131	86	69	5		169
Collinwood Precinct	173	59	238	115	30	97	70	180	151	91	10		259
Euclid	279	182	482	175	113	183	157	355	246	191	14		451
Euclid, Collinwood Pre.	81	27	116	52	17	54	34	105	89	25	3		97
Independence	188	184	382	115	87	94	165	272	109	191	11		311
Mayfield	146	73	220	109	48	96	61	164	120	61			186
Middleburg	478	312	798	371	218	401	338	768	462	342	8		814
Newburgh	162	115	278	92	62	98	96	185	125	119			244
Olmstead	258	151	417	188	104	179	117	308	239	153	6		398
Orange	147	57	204	118	42	93	47	143	122	79			201
Parma	132	170	302	113	103	91	164	257	112	165			277
Rockport—													
1st Precinct	155	50	212	111	35	118	45	168	185	88	3		277
2d "	218	145	369	167	80	131	168	302	132	123	2		257
Royalton	226	43	271	191	35	155	50	222	183	64	4		253
Solon	134	87	221	114	76	102	70	176	114	82	4		203
Strongsville	189	42	232	151	27	141	35	182	169	49	4		222
Warrensville	180	143	323	131	95	133	122	258	161	157	1		319
Totals	22123	15130	37826	13943	11103	16516	19097	36266	19565	19726	301	17	39514

DARKE COUNTY.

Townships and Wards.	President, 1880.			Governor, 1881.		Sec'y of State, 1882.	Total vote.	Governor, 1883.					
	James A. Garfield.	Winfield S. Hancock.	Total vote.	Charles Foster.	John W. Bookwalter.	Charles Townsend.		James W. Newman.	Total vote.	Joseph B. Foraker.	George Hoadly.	Ferdinand Schumacher.	Charles Jenkins.
Adams—													
West Precinct	201	165	368	177	132	187	141	339	150	151			332
East "	105	99	210	83	82	77	98	185	98	96	6		206
Allen	136	153	290	94	112	88	119	210	133	156			296
Brown	142	332	474	109	248	146	292	454	155	322			481
Butler	133	250	385	126	220	126	226	359	146	241	4		391
Franklin	197	178	374	167	127	108	121	262	178	142	5		327
Greenville—													
East Precinct	317	515	842	301	489	298	561	867	347	562		1	912
West "	325	423	818	314	380	345	399	770	393	439	3		838
German	261	178	448	182	148	189	147	351	205	162	3		372
Harrison	207	320	539	159	219	150	235	402	178	300	7	7	492
Jackson—													
Western Precinct	167	229	400	110	200	134	224	365	149	249		1	401
Eastern "	104	137	241	79	110	71	114	189	85	183			219
Mississinewa	111	184	296	94	146	90	150	253	114	172			267
Monroe	142	148	296	119	129	103	106	213	125	136	3		260
Neave	102	163	266	79	140	87	154	244	92	154	1		249
Patterson	129	142	271	104	106	140	151	294	155	184			340
Richland	97	193	291	85	166	79	178	258	84	189			274
Twin	256	380	668	230	293								
North Precinct						150	189	360	199	204	3	8	415
South "						93	139	223	90	155			246
Van Buren	149	181	333	134	140	132	137	279	166	183		1	312
Walsh	143	114	257	113	93	116	113	230	133	130			263
Washington	211	147	359	157	165	134	167	250	187	122	4		313
Wayne	235	308	635	209	361	232	399	648	249	425	2		678
York	86	140	226	57	104	74	128	203	74	125			199
Totals	4046	5167	9225	3312	4241	3339	4631	8208	3915	5112	41	18	9128

ELECTION STATISTICS.

DEFIANCE COUNTY.

Townships and Wards.	President, 1880.		Total vote.	Governor, 1881.		Sec'y of State, 1882.		Total vote.	Governor, 1888.					Total vote.	
	James A. Garfield.	Winfield S. Hancock.		Charles Foster.	John W. Bookwalter.	Charles Townsend.	James W. Newman.		Joseph B. Foraker.	George Hoadly.	Ferdinand Schumacher.	Charles Jenkins.			
Adams	60	283	343	39	224	33	230	264	56	222					278
Defiance	591	894	1504	601	784	66	88	154	75	88					168
Defiance—															
1st Ward						176	276	460	96	114		1			218
2d						155	275	440	59	74					188
3d						104	117	228	92	139				1	232
4th						101	137	242	107	162		1			260
5th									76	182					260
6th									86	217			6		310
Delaware	95	242	338	64	184	86	215	301	92	222					315
Farmer	178	120	309	154	95	141	89	230	169	114					290
Hicksville	271	297	571	227	230	283	287	577	304	304		3			618
Highland	129	158	289	124	117	115	143	258	118	166					284
Mark	107	155	263	68	133	75	139	212	80	156					236
Milford	160	187	347	134	146	133	151	288	114	167					281
Noble	76	143	219	59	116	72	129	202	60	140					201
Richland—															
North Precinct	78	125	203	79	96	79	111	180	84	110					195
South	26	104	130	18	86	19	85	104	23	94					117
Tiffin	117	228	344	103	171	85	213	298	106	210		3			319
Washington	89	206	299	61	139	74	190	254	79	211					289
Totals	1977	3140	5150	1740	2451	1797	2885	4698	1876	3082	15	8			4994

DELAWARE COUNTY.

Townships and Wards.	President, 1880.		Total vote.	Governor, 1881.		Sec'y of State, 1882.		Total vote.	Governor, 1888.					Total vote.	
	James A. Garfield.	Winfield S. Hancock.		Charles Foster.	John W. Bookwalter.	Charles Townsend.	James W. Newman.		Joseph B. Foraker.	George Hoadly.	Ferdinand Schumacher.	Charles Jenkins.			
Berkshire	264	146	416	225	156	223	153	392	247	161	23				453
Berlin	138	128	328	182	128	178	125	311	185	124	5				315
Brown	145	118	279	117	91	131	83	243	139	113	21				274
Concord	104	185	289	75	164	89	140	233	92	178	4				275
Delaware township	146	119	275	139	107	122	120	260	152	128	19				300
Delaware City—															
1st Ward	258	69	339	236	53	262	62	336	269	77	17				365
2d	193	93	293	178	77	163	119	290	181	122	8				312
3d	177	115	307	154	169	179	120	326	168	132	25				376
4th	90	167	263	80	151	88	163	260	130	175	5				309
5th	165	270	436	143	267	151	310	469	178	315	10				508
Genoa	106	151	259	89	122	85	119	213	107	143	3				253
Harlem	120	146	270	96	131	43	127	231	98	151	8				257
Kingston	122	38	161	116	35	108	31	146	122	43	5				170
Liberty Precinct No. 1	73	93	167	65	69	61	74	140	84	92	3				181
Liberty Precinct No. 2	87	78	168	70	70	67	77	149	81	86	5				174
Marlborough	63	49	117	61	40	62	39	105	58	44		2			104
Orange	161	92	269	141	80	117	63	203	158	95	21				273
Oxford	206	125	335	177	119	175	126	305	188	145	4				388
Porter	139	69	212	135	62	127	58	187	132	66	3				204
Radnor	264	74	342	255	70	210	73	304	233	98	10				342
Scioto	149	246	420	126	208	104	190	328	138	239	14				421
Thompson	85	158	242	66	131	57	130	199	79	141	9				229
Trenton	88	139	239	62	107	55	94	169	78	131	23				283
Troy	115	102	217	103	96	110	95	205	108	114	1				223
Totals	3508	2968	6643	3066	2643	3015	2691	6004	3403	3113	276	2			6863

ERIE COUNTY.

Townships and Wards.	President, 1880.		Total vote.	Governor, 1881.		Sec'y of State, 1882.	Total vote.	Governor, 1883.				Total vote.		
	James A. Garfield.	Winfield S. Hancock.		Charles Foster.	John W. Bookwalter.			Charles Townsend.	James W. Newman.	Joseph B. Foraker.	George Hoadly.		Ferdinand Schumacher.	Charles Jenkins.
Berlin	336	176	555	215	165	250	153	459	241	188	41	10	490	
Florence	191	123	328	156	104	165	118	287	168	124	2	2	296	
Groton	112	131	243	79	129	94	117	215	87	131			218	
Huron	232	198	441	188	166	171	188	380	174	205	5	7	392	
Kelley's Island	117	76	195	110	64	17	140	164	64	119			188	
Margaretta	287	156	445	240	131	206	153	380	168	228	16		460	
Milan	306	187	550	256	173	255	185	466	258	214	12	20	504	
Oxford	114	157	277	98	117	97	146	246	82	161	8		248	
Perkins	211	188	400	166	167	154	180	347	143	208	8		359	
Vermillion	158	244	417	120	203	110	215	329	157	229	7	1	395	
Sandusky City—														
1st Ward	398	303	702	306	288	332	349	684						
1st " Precinct A									201	207				408
1st " " B									109	196	1			306
2d " " " A	391	270	662	339	273	310	334	651						
2d " " " B									196	183				379
3d " " " A	316	319	639	285	300	251	422	674	64	170				284
3d " " " B									164	276				441
4th " " " A	310	382	692	287	344	243	445	698	53	171				224
4th " " " B									163	353				518
5th " " " A	182	390	572	140	356	81	464	546	78	194				274
5th " " " B									61	126				187
Totals	3661	3305	7116	2985	2980	2745	3609	6556	2629	4093	95	40	6917	

FAIRFIELD COUNTY.

Townships and Wards.	President, 1880.		Total vote.	Governor, 1881.		Sec'y of State, 1882.	Total vote.	Governor, 1883.				Total vote.		
	James A. Garfield.	Winfield S. Hancock.		Charles Foster.	John W. Bookwalter.			Charles Townsend.	James W. Newman.	Joseph B. Foraker.	George Hoadly.		Ferdinand Schumacher.	Charles Jenkins.
Amanda	191	242	435	171	213	160	188	352	192	228				421
Berne—														
Sugar Grove Precinct	37	270	312	40	227	40	197	241	42	254				293
Berne Towns'p "	106	176	283	92	159	64	134	200	92	168				260
Bloom—														
Greencastle Precinct	80	177	260	68	112	66	141	214	82	168	1			251
Lithopolis "	70	173	251	63	143	64	138	217	83	164				249
Clear Creek	157	341	499	123	300	94	254	350	132	300	1			435
Greenfield—														
Carroll Precinct	106	98	205	103	87	104	90	200	116	87				206
Greenfield "	152	145	297	132	139	121	122	248	125	146	1			272
Hocking	170	260	430	145	223	127	186	313	160	230				392
Liberty	260	520	787	235	492	213	471	724	277	532	2			815
Madison	103	214	317	79	168	78	137	215	89	180				270
Pleasant	201	327	528	183	397	149	265	416	183	333				530
Richland	164	225	396	131	177	115	163	317	178	183				373
Rush Creek	196	196	393	178	180	131	155	322	183	182	20			384
Violet	130	369	500	93	320	90	311	423	131	370				507
Walnut	259	319	578	227	289	204	300	517	256	356				623
Lancaster—														
1st Ward	216	228	450	182	211	184	221	406	190	224				419
2d " "	192	116	310	169	126	169	121	282	180	124				306
3d " "	129	203	332	98	200	97	180	277	110	208				322
4th " "	86	123	211	50	122	72	106	181	72	128				200
5th " "	98	114	215	91	113	97	119	217	99	143				242
Totals	3103	4842	7992	2650	4348	2501	4005	6632	2972	4713	25			7772

FAYETTE COUNTY.

Townships and Wards.	President, 1880.		Total vote.	Governor, 1881.		Sec'y of State, 1882.		Total vote.	Governor, 1883.				Total vote.
	James A. Garfield.	Winfield S. Hancock.		Charles Foster.	John W. Bookwalter.	Charles Townsend.	James W. Newnan.		Joseph B. Foraker.	George Hoadly.	Ferdinand Schumacher.	Charles Jenkins.	
Concord	100	102	204	92	79	109	62	171	94	88			177
Greene	109	94	203	98	73	85	75	163	107	93			244
Jasper	254	296	490	224	203	221	196	417	260	214			474
Jefferson	451	285	739	377	220	361	216	608	443	273			735
Madison	150	178	332	113	129	109	119	255	140	175	15		333
Marion	102	129	231	88	80	103	81	184	117	106	1	17	225
Paint	327	184	525	262	145	278	114	393	326	161			488
Perry	221	96	310	196	173	173	91	270	208	85			293
Union—													
West Precinct	345	273	620	314	240								
East " "	538	351	921	512	317								
Union—													
Precinct No. 1						186	126	316	212	139		2	854
" 2						295	177	478	348	231			579
" 3						161	130	296	202	133			341
" 4						167	146	316	191	164	2		300
Wayne	213	179	395	177	140	146	128	307	196	158	17		371
Totals	2890	2111	4970	2453	1717	2394	1661	4173	2839	2015	37	17	4974

FRANKLIN COUNTY.

Townships and Wards.	President, 1880.		Total vote.	Governor, 1881.		Sec'y of State, 1882.		Total vote.	Governor, 1883.				Total vote.
	James A. Garfield.	Winfield S. Hancock.		Charles Foster.	John W. Bookwalter.	Charles Townsend.	James W. Newnan.		Joseph B. Foraker.	George Hoadly.	Ferdinand Schumacher.	Charles Jenkins.	
Blendon	346	168	551	256	154	266	145	452	320	178	54		557
Brown	126	100	227	109	73	79	60	139	113	91			204
Clinton	140	229	373	108	176	113	161	275	148	246			397
Franklin	250	321	572	237	240	194	248	443	243	338	3		584
Hamilton	168	200	371	132	171	111	140	256	138	190	2		331
Jackson	144	334	488	116	267	94	210	321	116	238	12		435
Jefferson	82	200	291	56	190	39	177	225	56	216	2		274
Madison—													
Groveport Precinct	176	332	511	134	240	123	234	390	161	283	21		468
Winchester " "	178	236	437	141	226	140	217	373	142	238	13		402
Marion	124	343	470	110	305	64	297	364	112	300			501
Mifflin	187	241	435	132	197	127	179	325	144	251	7	8	410
Norwich	215	182	404	192	157	165	150	321	196	181	10		388
Perry	128	150	379	166	145	140	107	264	186	158	5		349
Plain	214	182	311	99	172	84	153	257	104	178	12		294
Pleasant	230	319	550	184	246	145	246	351	196	269	16		513
Prairie	212	260	476	165	226	142	190	332	171	261			432
Sharon	164	118	283	144	100	115	68	184	151	102		1	260
Worthington Prec't.	65	29	96	40	24	63	15	78	63	25			90
Truro	224	228	471	163	207	161	183	370	212	221	21		456
Washington	118	185	321	89	178	108	159	281	137	165	7		309
Columbus—													
1st Ward—A	150	314	471	128	208	100	308	408	130	336		2	469
" B	169	377	548	133	378	87	481	569	109	406		2	579
2d " A	150	631	792	140	610	62	441	503	96	443		3	537
" B	20	198	220	27	173	15	211	226	36	237			274
" C						41	236	282	69	241			311

FRANKLIN COUNTY—Concluded.

Townships and Wards.	President, 1880.			Governor, 1881.		Sec'y of State, 1882.		Governor, 1883.					
	James A. Garfield.	Winfield S. Hancock.	Total vote.	Charles Foster.	John W. Bookwalter.	Charles Townsend.	James W. Newman.	Total vote.	Joseph B. Foraker.	George Hoadly.	Ferdinand Schumacher.	Charles Jenkins.	Total vote.
3d Ward A.....	169	239	412	148	212	97	297	895	157	323	1		480
B.....	82	83	166	58	89	52	98	149	101	102	2	1	309
4th " A.....	275	205	484	275	173	245	231	482	269	217			493
B.....	283	257	550	261	234	242	300	556	267	325	3	7	604
5th " A.....	446	375	729	217	253	224	312	545	261	326			598
B.....	351	200	553	271	163	237	179	418	243	201			448
C.....				188	47	196	45	244	204	53	1		308
6th " A.....	258	147	413	261	183	281	145	436	307	213		6	528
B.....	61	83	147	144	178	113	206	351	168	264			439
7th " A.....	202	259	477	126	148	92	149	250	125	181			310
B.....	233	146	384	246	130	191	136	330	210	177	2	3	394
8th " A.....	317	215	535	263	204	232	208	444	291	239	1	2	534
B.....	539	193	731	531	197	504	203	722	570	234	5		816
9th " A.....	235	252	486	200	249	195	294	497	226	360	3	2	598
B.....	203	162	369	172	140	165	170	338	236	188		3	429
10th " A.....	292	84	378	271	84	283	84	373	296	95	2		395
B.....	311	181	501	236	167	344	170	525	475	244			650
11th " A.....	357	329	684	375	278	294	369	673	334	454	2	14	808
B.....	94	185	279	77	165	76	181	262	110	193		2	305
12th " A.....				354	184	395	204	620	641	272	9	14	937
B.....	342	141	485										
13th " A.....	58	90	120										
B.....				343	211	362	292	682	482	354	8	7	853
14th " A.....	334	231	571										
B.....	24	30	54										
Totals.....	9438	9863	19579	8277	8822	7663	9252	17276	8522	11034	235	77	20909

FULTON COUNTY.

Townships and Wards.	President, 1880.			Governor, 1881.		Sec'y of State, 1882.		Governor, 1883.					
	James A. Garfield.	Winfield S. Hancock.	Total vote.	Charles Foster.	John W. Bookwalter.	Charles Townsend.	James W. Newman.	Total vote.	Joseph B. Foraker.	George Hoadly.	Ferdinand Schumacher.	Charles Jenkins.	Total vote.
Amboy.....	199	115	316	145	86	131	119	270	152	118	17	1	291
Chesterfield.....	164	76	249	121	28	139	46	203	143	60	9	6	218
Clinton.....	591	239	862	491	160	533	243	836	583	274	28	13	901
Dover.....	188	53	253	131	31	144	48	220	163	74	17	2	257
Franklin.....	136	123	259	126	96	117	116	237	101	125	6		233
Fulton.....	221	144	376	186	101	185	121	316	205	129		2	342
German.....	161	267	436	123	175	108	258	391	105	292	11		407
Gorham.....	260	275	542	196	178	208	191	443	230	238	27		497
Pike.....	204	51	259	161	37	165	43	220	187	73	3	1	264
Royalton.....	185	89	275	130	77	123	95	250	132	98			261
Swan Creek.....	224	124	356	186	89	216	114	348	221	134	11	8	399
York.....	379	231	618	326	172	346	194	574	368	240	27	1	637
Totals.....	2912	1787	4801	2322	1230	2115	1588	4304	2590	1850	156	29	4677

GALLIA COUNTY.

Townships and Wards.	President, 1880.		Total vote.	Governor, 1881.		Sec'y of State, 1882.		Total vote.	Governor, 1883.				Total vote.
	James A. Garfield.	Winfield S. Hancock.		Charles Foster.	John W. Bookwalter.	Charles Townsend.	James W. Newnan.		Joseph B. Foraker.	George Hoadly.	Ferdinand Schumacher.	Charles Jenkins.	
Addison.....	137	172	309	99	137	90	132	229	94	172	15	2	282
Cheshire.....	177	73	250	161	58	134	47	182	142	70	2	2	214
Cheshire Precinct.....	141	55	197	128	56	108	48	163	116	57	16	4	189
Clay.....	164	138	304	132	92	118	92	213	137	124	4	4	285
Gallipolis.....	113	65	180	89	42	89	38	127	104	48	2	2	152
Green.....	213	110	323	165	162	131	79	211	170	105	2	2	277
Greenfield.....	141	95	236	116	71	119	74	193	117	97	2	2	216
Guyana.....	209	221	433	190	155	166	182	351	206	200	2	2	408
Harrison.....	167	110	279	149	85	113	70	183	142	92	12	2	247
Huntington.....	239	107	354	176	83	167	84	258	214	113	17	17	347
Morgan.....	153	141	295	124	112	123	117	246	131	118	12	12	281
Ohio.....	94	178	275	78	128	72	134	206	88	145	2	2	235
Perry.....	193	82	278	151	44	137	51	190	160	70	2	2	234
Raccoon.....	289	82	374	250	82	230	56	292	253	75	5	5	333
Springfield.....	243	143	387	184	100	211	113	326	219	122	10	10	351
Walnut.....	192	162	355	157	122	155	103	258	182	151	2	2	333
Gallipolis—													
1st Ward.....	101	167	272	93	159	81	170	252	90	180	2	2	271
2d ".....	158	106	265	158	100	152	81	235	182	100	2	2	286
3d ".....	206	79	286	176	75	157	83	242	160	94	3	3	267
4th ".....	158	24	183	146	25	164	19	184	175	39	1	1	216
Totals.....	3488	2310	5835	2928	1828	2717	1771	4541	3092	2172	106	1	5384

GEAUGA COUNTY.

Townships and Wards.	President, 1880.		Total vote.	Governor, 1881.		Sec'y of State, 1882.		Total vote.	Governor, 1883.				Total vote.
	James A. Garfield.	Winfield S. Hancock.		Charles Foster.	John W. Bookwalter.	Charles Townsend.	James W. Newnan.		Joseph B. Foraker.	George Hoadly.	Ferdinand Schumacher.	Charles Jenkins.	
Auburn.....	169	55	226	142	29	96	24	129	112	47	2	2	163
Bainbridge.....	142	60	203	110	39	106	34	146	103	55	4	4	164
Burton.....	246	82	330	211	76	149	57	203	243	83	9	9	336
Chardon.....	362	101	471	305	81	265	74	347	322	115	6	6	446
Chester.....	162	26	190	146	17	111	9	127	122	25	19	1	167
Claridon.....	187	33	224	151	19	124	19	151	152	43	4	4	201
Hampton.....	143	26	173	121	19	97	16	116	126	21	1	1	149
Huntsburg.....	197	33	221	158	12	150	17	168	166	30	2	2	197
Middlefield.....	178	52	243	155	41	119	37	173	155	52	2	2	227
Montville.....	162	42	205	133	28	114	35	150	138	45	2	2	183
Munson.....	177	50	222	142	40	128	37	166	155	45	2	2	200
Newberry.....	191	37	234	157	24	103	23	140	162	39	4	4	206
Parkman.....	170	84	261	139	58	100	52	159	155	70	1	1	227
Russell.....	174	20	194	135	16	110	7	119	147	21	2	2	168
Thompson.....	195	75	283	153	54	115	60	193	157	86	7	7	250
Troy.....	208	46	254	158	35	131	26	162	155	42	2	2	206
Totals.....	3053	815	3834	2516	590	2018	531	2709	2570	819	47	9	3484

GREENE COUNTY.

Townships and Wards.	President, 1880.			Governor, 1881.			Sec'y of State, 1882.		Governor, 1883.				
	James A. Garfield.	Winfield S. Hancock.	Total vote.	Charles Foster.	John W. Bookwalter.	Charles Townsend.	James W. Newman.	Total vote.	Joseph B. Foraker.	George Hoadly.	Ferdinand Schumacher.	Charles Jenkins.	Total vote.
Bath—													
Fairfield Precinct.....	175	179	355	145	142	113	161	276	115	186			301
Osborn “.....	148	140	289	135	116	122	139	264	126	167	1		294
Beaver Creek.....	381	236	618	279	147	252	170	428	231	211	1		506
Cesar's Creek.....	181	140	306	124	100	112	92	208	133	122	3		260
Cedarville.....	480	100	587	273	80	329	79	465	414	108	40		576
Jefferson.....	174	217	392	143	180	136	156	321	158	208	11		378
Miami—													
Eastern Precinct.....	97	59	157	73	54	90	41	132	87	52	4		145
Western “.....	334	141	478	273	112	298	107	409	329	129			462
New Jasper.....	195	62	259	259	40	178	49	227	195	58	1		254
Ross.....	193	147	342	157	119	128	132	262	174	150			326
Silver Creek.....	415	148	567	343	124	359	132	500	391	155	14		561
Spring Valley.....	225	178	406	185	155	165	133	330	195	170	24		393
Sugar Creek.....	247	190	437	205	158	187	149	342	185	173	8		373
Xenia.....	559	128	680	440	103	447	100	562	487	143	7		637
Xenia													
1st Ward.....	188	55	247	165	49	197	59	264	190	66	6		273
2d “.....	208	55	268	173	44	195	51	251	188	74	8		260
3d “.....	259	102	364	139	75	144	87	237	152	81	3		237
4th “.....	397	36	435	265	45	300	46	347	326	51			382
5th “.....	91	142	239	65	128	68	148	218	79	155	7		241
6th “.....				137	19	150	26	179	152	25	2		180
Totals.....	4927	2455	7446	3880	2000	3970	2062	6221	4876	2484	149		7048

GUERNSEY COUNTY.

Townships and Wards.	President, 1880.			Governor, 1881.			Sec'y of State, 1882.		Governor, 1883.				
	James A. Garfield.	Winfield S. Hancock.	Total vote.	Charles Foster.	John W. Bookwalter.	Charles Townsend.	James W. Newman.	Total vote.	Joseph B. Foraker.	George Hoadly.	Ferdinand Schumacher.	Charles Jenkins.	Total vote.
Adams.....	129	45	174	103	42	100	32	135	116	45	3		168
Cambridge—													
1st Precinct.....	117	103	222	121	89	140	99	269	130	101	4		257
2d “.....	197	132	334	201	122	197	118	323	217	126	12		390
3d “.....	179	113	293	178	110	176	100	297	180	125	1		314
4th “.....	111	112	233	95	109	98	87	214	95	112	1		223
Center.....	114	145	264	97	122	73	89	183	82	116	4		212
Jackson.....	138	116	264	129	102	120	80	203	120	91	42		302
Jefferson.....	125	86	212	112	69	87	70	187	100	80	13		233
Knox.....	81	118	199	63	165	59	90	154	73	111	1		186
Liberty.....	188	127	316	193	108	153	109	283	170	106	15		292
Londonderry.....	188	80	273	147	55	149	78	246	177	70	9		256
Madison.....	167	101	271	163	82	149	75	233	155	90	9		249
Millwood.....	234	180	422	227	156	235	150	389	242	120	15		439
Monroe.....	118	93	216	100	73	94	81	179	111	111	6		203
Oxford.....	175	174	351	164	145	155	155	325	165	158	2		362
Richland.....	201	102	316	167	85	161	82	267	176	106	25		310
Spencer.....	235	120	360	216	97	193	86	298	205	107	21		352
Valley.....	111	120	231	101	101	83	90	206	107	117	16		241
Washington.....	94	68	162	88	60	71	59	137	87	62	3		151
Westland.....	147	67	214	106	57	92	48	148	127	63	3		185
Wheeling.....	106	125	232	81	109	75	48	168	108	130	3		243
Wills.....	162	258	405	158	215	123	176	314	134	226	7		372
Totals.....	3118	2568	5961	2954	2213	2773	2065	5210	3077	2410	221	100	5843

ELECTION STATISTICS.

HAMILTON COUNTY.

Townships and Wards.	President, 1880.		Total vote.	Governor, 1881.		Sec'y of State, 1882.		Total vote.	Governor, 1883.			Total vote.
	James A. Garfield.	Winfield S. Hancock.		Charles Foster.	John W. Bookwalter.	Charles Townsend.	James W. Newman.		Joseph B. Foraker.	George Hoadly.	Ferd. Schumacher.	
Cincinnati—												
1st Ward—A.....	386	289	678	320	267	289	381	671	400	429	3	847
" " B.....	448	485	938	381	385	410	439	886	410	461		905
" " C.....	339	225	568	243	193	276	242	521	291	263		563
" " D.....	349	174	526	303	171	305	198	508	309	205		518
2d " " A.....	1036	563	1604	871	478	971	665	1646	1106	124		1835
" " B.....	413	160	573	346	145	372	191	581	438	175		618
3d " " A.....	529	214	746	435	180	316	316	689	426	261	1	692
" " B.....	132	904	1033	116	803	97	870	975	162	837		944
" " C.....	319	371	694	288	360	206	447	676	282	382		669
4th " " A.....	119	399	520	79	358	106	394	502	129	380		509
" " B.....	340	640	971	280	495	312	621	944	208	611		942
" " C.....	494	378	879	417	304	367	416	801	442	346		788
5th " " A.....	370	235	607	267	234	283	280	581	309	288		598
" " B.....	485	632	1118	398	499	331	641	991	393	605		984
6th " " A.....	578	660	1245	410	588	393	636	1083	438	682		1121
" " B.....	417	361	783	315	316	239	474	726	305	429		740
7th " " A.....	761	434	1202	673	366	371	673	1088	589	477		1066
" " B.....	428	422	853	367	390	172	581	794	311	475		790
8th " " A.....	426	396	825	285	311	242	376	623	251	331	1	589
" " B.....	251	703	953	202	537	174	607	789	192	564		753
9th " " A.....	841	480	1325	636	411	477	688	1196	624	607	2	1228
" " B.....	450	246	696	363	223	308	285	597	313	285	1	621
10th " " A.....	973	403	1383	806	321	381	753	1204	665	488		1156
" " B.....	642	305	950	499	260	249	551	841	375	375		750
11th " " A.....	1047	510	1563	897	409	581	775	1407	784	571		1362
" " B.....	569	197	772	472	166	363	348	745	463	275		741
12th " " A.....	541	274	818	466	233	269	516	828	503	379		882
" " B.....	813	454	1272	644	352	150	296	462	238	285		476
" " C.....						274	489	793	481	364		849
13th " " A.....	361	596	965	326	466	161	662	853	251	573		824
" " B.....	742	461	1203	622	383	214	838	1088	487	588		1078
14th " " A.....	782	546	1324	633	438	466	720	1222	572	690		1178
" " B.....	363	307	702	325	249	212	422	651	278	363		642
15th " " A.....	708	402	1118	596	318	469	478	964	542	416		964
" " B.....	471	311	785	304	262	340	379	728	386	345		734
16th " " A.....	513	471	991	492	403	409	460	886	453	432		887
" " B.....	437	646	1089	388	479	335	603	953	372	543		931
17th " " A.....	891	605	1499	707	523	544	518	1076	603	504	1	1111
" " B.....	369	258	661	355	215	385	402	801	410	47		871
18th " " A.....	737	575	1321	521	516	474	526	1014	543	525		1070
" " B.....	572	418	993	411	370	399	428	836	467	379		804
19th " " A.....	407	808	1221	283	684	342	748	1091	351	747		1162
" " B.....	348	420	768	220	326	204	391	599	235	387	1	624
20th " " A.....	550	496	1052	470	393	402	550	962	492	519		1016
" " B.....	362	557	948	286	442	296	525	827	278	515	1	795
21st " " A.....	164	345	518	145	281	133	356	493	150	325		478
" " B.....	195	527	724	131	379	122	449	572	120	451		579
" " C.....	145	150	297	133	149	125	267	397	183	245		428
" " D.....	243	334	580	187	292	204	374	587	236	382		624
" " E.....	258	119	378	201	81	154	194	352	208	128		381
22d " " A.....	584	453	1036	498	407	398	577	983	441	475		917
" " B.....	605	655	1263	404	562	421	676	1114	436	614		1049
" " C.....									56	63		121
23d " " A.....	536	459	998	434	391	344	588	949	416	519		937
" " B.....	1063	455	1524	908	415	756	609	1405	520	332		854
" " C.....									346	219		569
24th " " A.....	757	430	1139	614	321	518	626	1195	270	252		525
" " B.....	407	347	850	392	275	328	449	817	462	407		867
" " C.....									406	323		734
25th " " A.....	639	519	1171	578	401	239	310	557	322	320		646
" " B.....						219	315	554	302	274		576
Anderson Township—												
North Precinct.....	85	220	306	58	186	51	195	247	69	226		297
Center ".....	163	187	362	108	137	103	120	228	133	157	20	315
South ".....	109	137	261	48	107	72	108	188	85	103	19	207
Colerain Township—												
Northeast Precinct.....	194	320	516	140	220	142	229	375	154	291		446
Southwest ".....	185	159	346	111	114	106	150	268	152	136		287

HAMILTON COUNTY—Concluded.

Townships and Wards.	President, 1880.		Total vote.	Governor, 1881.		Sec'y of State, 1882.		Total vote.	Governor, 1883.				Total vote.
	James A. Garfield.	Winfield S. Hancock.		Charles Foster.	John W. Bookwalter.	Charles Townsend.	James W. Newman.		Joseph B. Foraker.	George Hoadly.	Ferd. Schumacher.	Charles Jenkins.	
Columbia Township—													
West Precinct.....	154	100	254	125	90	105	111	221	199	102			302
Center ".....	323	253	576	244	206	203	254	531	304	259			564
East ".....	90	58	157	93	57	65	66	131	91	73			164
Oakley ".....	125	67	193	116	61	75	87	169	114	85			199
Crosby Township.....	118	128	246	80	116	74	117	192	99	133			232
Delhi Township—													
West Precinct.....	125	86	211	95	68	95	85	182	120	93			213
East ".....	173	120	294	135	78	97	106	211	145	105			250
Green Township—													
Southwest Precinct.....	113	89	202	107	75	71	70	145	96	75			171
Northwest Precinct.....	116	80	197	99	74	89	86	179	86	86			172
Southeast Precinct.....	236	174	411	205	183	190	190	386	213	187			402
Northeast Precinct.....	134	123	257	111	110	92	94	189	109	105			214
Harrison Township.....	225	290	517	185	251	179	262	446	197	283			483
Miami Township.....	241	318	559	212	276	190	276	470	209	256			469
Mill Creek Township—													
Northeast Precinct.....	214	130	344	200	121	172	153	325	188	153			341
Southeast ".....									28	24			252
Winton Place ".....	172	46	219	132	40	83	99	187	105	96			201
Clifton ".....	95	85	180	79	70	94	102	199	93	103		1	198
Western ".....	62	55	117	41	47	44	48	87	46	47			94
Avondale ".....	370	163	536	331	176	319	204	522	329	183			527
St. Bernard ".....	141	177	320	111	136	77	130	261	77	165			243
College Hill ".....	136	77	213	129	63	134	56	193	140	78			218
Bond Hill ".....	74	65	139	72	47	69	70	141	84	67			154
Riverside Township.....	151	96	247	119	109	103	161	270	124	150			274
Springfield Township—													
Wyoming Precinct.....	801	131	435	240	96	253	108	362	276	133			409
Glendale ".....	276	243	519	167	161	159	169	332	173	202			375
Western ".....	218	339	552	177	231	129	277	414	159	272			432
Hartwell ".....	149	74	223	137	51	109	84	194	149	105			256
Springdale ".....				89	72	64	82	147	79	74			154
Spencer Township—													
North Precinct.....	92	51	143	85	44	88	48	145	101	59			164
South ".....	11	53	66	18	42	11	54	65	13	39			55
Sycamore Township—													
East Precinct.....	169	198	367	129	141	132	182	317	150	195			345
Sharonville Precinct.....	116	147	263	95	142	78	162	241	98	172			273
Reading ".....	278	434	711	228	379	159	485	654	219	471			694
Symmes Township—													
North Precinct.....	70	62	132	53	59	52	70	127	60	56			116
Camp Dennison Prec.....	72	53	128	61	48	63	49	114	61	46			108
Loveland.....	38	56	94	39	35	42	51	93	43	49			92
Whitewater Twp—													
South Precinct.....	63	111	173	44	84	48	77	146	45	92			138
North ".....	74	104	178	66	90	50	96	126	62	106			167
Home City.....	53	26	79	50	33	50	36	86	53	35			89
Totals.....	35449	30365	66144	28611	25160	28559	34248	59161	29090	31621	50	2	60636

HANCOCK COUNTY.

Townships and Wards.	President, 1880.		Total vote.	Governor, 1881.		Sec'y of State, 1882.		Total vote.	Governor, 1883.				Total vote.
	James A. Garfield.	Winfield S. Hancock.		Charles Foster.	John W. Bookwater.	Charles Townsend.	James W. Newman.		Joseph B. Foraker.	George Hoody.	Ferdinand Schumacher.	Charles Jenkins.	
Allen	98	189	235	79	129	81	132	214	97	151			248
Amanda	156	203	361	161	194	153	207	362	143	206			353
Big Lick	149	145	292	103	135	112	130	242	122	141			268
Blanchard	201	121	323	162	90	169	88	259	186	126			312
Cass	97	92	195	82	86	93	88	186	97	94			193
Delaware	202	151	353	161	144	193	135	330	209	168			379
Eagle	104	200	304	94	180	97	186	280	166	215			312
Findlay Township.	53	46	99	105	80	100	73	174	110	87			196
Findlay—West	65	56	121										
1st Ward	171	115	290	154	128	145	124	279	163	136			301
2d "	112	156	269	120	140	100	162	269	90	187			277
3d "	183	104	287	179	112	158	119	281	158	126			295
4th "	174	130	306	150	128	178	135	317	186	140			329
Jackson	106	198	304	85	157	101	176	279	111	182	1		297
Liberty	134	117	251	108	98	118	101	219	126	104			231
Madison	100	153	255	68	117	70	112	187	108	157	2		268
Marion	131	112	243	106	96	127	90	217	123	105			229
Orange	119	184	303	107	131	90	120	223	119	170			238
Portage	165	114	279	99	107	87	110	201	112	110			228
Pleasant	227	218	450	190	186	232	232	466	268	275	17		500
Union	162	249	411	155	219	168	251	423	192	261	1		457
Van Buren	57	127	184	51	117	34	117	160	56	134			192
Washington—													
Fosteria Precinct	115	97	213	108	88	110	101	217	113	124	6		247
Arcadia "	98	123	220	79	114	105	124	231	103	136	6		246
Totals	3242	3452	6736	2716	2985	2821	3113	6042	3098	3524	42		6692

HARDIN COUNTY.

Townships and Wards.	President, 1880.		Total vote.	Governor, 1881.		Sec'y of State, 1882.		Total vote.	Governor, 1883.				Total vote.
	James A. Garfield.	Winfield S. Hancock.		Charles Foster.	John W. Bookwater.	Charles Townsend.	James W. Newman.		Joseph B. Foraker.	George Hoody.	Ferdinand Schumacher.	Charles Jenkins.	
Blanchard	322	227	562	262	202	260	189	493	329	249	15		592
Buck	140	150	291	127	137	131	129	264	157	147	2		305
Cass	114	128	242	107	131	110	122	235	122	137			251
Dudley	202	141	345	188	133	160	123	289	203	163	7		373
Goshen	111	138	249	103	135	109	133	242	114	145			259
Hale	310	131	443	280	122	267	118	400	228	143	11		444
Jackson—													
Forest Precinct	144	137	281	152	143	167	128	296	166	140	1		309
Patterson "	83	139	224	80	131	64	124	188	86	125			221
Liberty	138	218	356	112	202	97	174	275	123	228			352
Ada—													
1st Ward	79	65	144	71	52	69	66	135	73	77			150
2d "	127	54	188	124	100	178	69	280	158	162	21		
3d "	66	60	126	63	63	65	59	130	63	60	3		
Lynn	96	106	202	99	106	102	105	207	126	144			
Marion	163	63	226	135	64	135	44	181	153	73			
McDonald	195	148	343	171	131	168	143	309	183	168			354
Pleasant	191	218	410	145	226	135	212	351	150	246			405
Kenton—													
1st Ward	142	160	303	134	167	132	173	309	133	207			342
2d "	86	119	207	86	126	98	143	240	96	144			294
3d "	208	96	306	195	112	209	127	342	235	154			304
4th "	124	142	266	136	147	128	187	317	149	240	4		389
Round Head	155	97	255	149	65	116	73	209	182	86	28		246
Taylor Creek	162	106	268	159	99	155	66	222	156	97			263
Washington	114	187	302	97	181	87	190	281	103	203	3		309
Totals	3472	3082	6587	3174	2969	3140	2897	6205	3537	3478	95	2	7126

HARRISON COUNTY.

Townships and Wards.	President, 1880.			Governor, 1881.		Sec'y of State, 1882.			Governor, 1883.				
	James A. Garfield.	Winfield S. Hancock.	Total vote.	Charles Foster.	John W. Bookwalter.	Charles Townsend.	James W. Newman.	Total vote.	Joseph B. Foraker.	George Hoadly.	Ferdinand Schumacher.	Charles Jenkins.	Total vote.
Archer	82	111	193	65	108	64	94	158	75	114			190
Athens—													
1st Precinct	33	93	133	25	93	29	95	124	26	100	1		127
2d "	112	56	169	98	42	93	49	150	100	57			157
Cadiz	409	238	713	426	218	432	228	667	469	221	6		668
Franklin	204	86	303	158	86	147	57	215	173	79	21		273
Freeport	187	124	313	134	91	168	82	186	112	171	18		284
German	114	211	328	91	169	141	155	306	170	180	9		374
Greene	185	196	392	153	159	117	71	194	142	112	9		261
Monroe	178	117	295	159	101	117	71	194	142	112	9		284
Moorfield	105	171	279	104	150	100	140	247	108	176	9		305
North	190	120	323	171	99	165	99	264	176	124	9		218
Nottingham	162	71	233	146	52	129	62	182	138	80			
Rumley	120	192	312										
New Rumley				50	70	51	68	119	61	70			132
Jewett				48	103	55	115	170	70	114			184
Short Creek	370	74	451	329	60	323	64	394	325	91	9	4	431
Stock	86	106	192	77	98	70	92	171	86	100	2		188
Washington	170	107	278	147	90	136	83	228	153	114			271
Totals	2767	2082	4007	2380	1756	2250	1727	4067	2536	2026	83	4	4670

HENRY COUNTY.

Townships and Wards.	President, 1880.			Governor, 1881.		Sec'y of State, 1882.			Governor, 1883.				
	James A. Garfield.	Winfield S. Hancock.	Total vote.	Charles Foster.	John W. Bookwalter.	Charles Townsend.	James W. Newman.	Total vote.	Joseph B. Foraker.	George Hoadly.	Ferdinand Schumacher.	Charles Jenkins.	Total vote.
Bartlow	84	156	240	93	117	122	125	246	130	147			279
Damascus	168	167	336	140	130	187	155	343	206	170			386
Flat Rock	137	235	372	115	156	102	166	268	121	228			319
Freedom	51	199	250	39	153	33	148	182	29	177	2		203
Harrison	182	163	352	158	108	174	117	292	165	141			308
Liberty—													
East Precinct	124	131	263	107	118	142	133	277	117	146	1		265
West "	87	164	253	58	129	86	128	218	66	155			221
Marion	74	263	340	47	134	43	174	239	84	205	7		287
Monroe	43	193	236	41	129	72	145	219	70	217			287
Napoleon	366	626	1007	306	572	315	568	884	290	595			887
Pleasant—													
New Bavaria Prec't.	54	204	258	34	127	31	141	175	40	178			216
Holgate "	57	98	155	53	87	46	97	147	64	123			187
Richfield	101	70	171	66	57	74	65	141	93	107			200
Ridgeville	84	96	180	68	70	77	72	151	82	123	6		211
Washington	126	166	296	114	151	126	156	284	121	170			291
Totals	1738	2871	4649	1430	2238	1630	2410	4067	1678	2889	16		4592

ELECTION STATISTICS.

337

HIGHLAND COUNTY.

Townships and Wards.	President, 1880.		Total vote.	Governor, 1881.		Sec'y of State, 1882.	Total vote.	Governor, 1883.				Total vote.	
	James A. Garfield.	Winfield S. Hancock.		Charles Foster.	John W. Bookwalter.			Charles Townsend.	James W. Newman.	Joseph B. Foraker.	George Hoadly.		Ferdinand Schumacher.
Brush Creek—													
North Precinct	95	69	164	74	65	73	66	189	73	75			148
South "	137	103	241	136	94	122	96	221	141	97		1	240
Clay	136	151	289	178	125	173	117	305	180	153			341
Concord	187	134	321	119	141	108	141	252	127	147	5		275
Dodson	145	288	441	122	262	121	263	400	141	280	10		438
Fairfield	433	201	639	331	165	300	181	583	404	227	5		645
Harmer	59	200	259	60	183	57	181	238	61	168			259
Jackson	77	146	225	77	131	70	121	191	73	151	2		228
Liberty—													
North Precinct.....	343	266	612	344	245	340	275	623	356	258			645
South "	403	257	661	364	264	369	268	655	421	256	6		689
Madison	513	321	846	476	276	419	300	770	491	348	20		865
Marshall	72	104	177	68	97	71	95	167	86	97	1		185
New Market.....	94	174	270	100	171	83	173	268	99	184	3		268
Paint—													
North Precinct.....	138	121	259	129	88	124	92	238	160	108	1		271
South "	187	133	320	181	112	154	122	299	190	127	1		320
Penn	210	146	350	160	126	162	127	319	185	151	13		350
Salem	76	178	255	77	166	74	162	238	90	160			254
Union	140	196	338	108	151	103	138	268	127	184	8		321
Washington	75	144	219	73	127	70	120	197	75	120			197
White Oak.....	128	160	289	129	146	128	146	271	145	148			298
Totals	3648	3490	7185	3306	3135	3138	3184	6649	3855	3490	75	1	7245

HOCKING COUNTY.

Townships and Wards.	President, 1880.		Total vote.	Governor, 1881.		Sec'y of State, 1882.	Total vote.	Governor, 1883.				Total vote.	
	James A. Garfield.	Winfield S. Hancock.		Charles Foster.	John W. Bookwalter.			Charles Townsend.	James W. Newman.	Joseph B. Foraker.	George Hoadly.		Ferdinand Schumacher.
Benton	104	223	327	92	192	85	144	229	98	193			280
Falls	421	462	895	395	420	381	515	925	442	537		16	1054
Gore Precinct.....	126	125	251	129	79	104	77	182	131	96			230
Green	219	190	416	149	151	116	123	258	177	156		17	351
Good Hope	66	158	225	45	130	54	111	165	73	149			224
Laurel	81	170	245	64	142	64	135	205	75	156		2	283
Marion	61	194	261	54	178	43	155	204	60	202			268
Perry	147	247	407	66	172	99	208	330	182	236	2	3	377
Salt Creek	85	194	279	59	138	67	130	198	75	190			235
Star	191	105	296	140	81	128	61	190	158	81	2	1	243
Ward	201	203	441										
1st Pre., Carbonhill.....				110	142	174	154	426	230	192		65	492
2d " Murray City.....				58	98	60	70	151	94	99		36	229
Washington	131	151	282	110	142	107	116	224	112	137			250
Totals	1833	2422	4145	1461	2125	1480	1990	3687	1857	2436	4	145	4464

HOLMES COUNTY.

Townships and Wards.	President, 1880.		Total vote.	Governor, 1881.		Sec'y of State, 1882.		Total vote.	Governor, 1883.				Total vote.	
	James A. Garfield.	Winfield S. Hancock.		Charles Foster.	John W. Bookwalter.	Charles Townsend.	James W. Newman.		Joseph B. Foraker.	George Hoadly.	Ferdinand Schumacher.	Charles Jenkins.		
Berlin	83	176	260	69	142	65	126	191	60	166	226
German	34	241	276	28	155	18	141	157	81	233	267
Hardy	243	528	771	195	489	217	402	709	282	528	762
Killbuck	75	246	327	56	238	51	229	280	59	251	313
Knox	67	156	223	52	137	43	131	175	53	163	222
Mechanic	86	207	293	67	180	67	149	217	79	195	274
Monroe	97	160	260	79	136	87	130	217	105	150	256
Paint	58	240	299	33	182	87	184	227	54	207	261
Prairie	128	233	365	109	211	96	223	324	169	242	355
Richland	83	251	348	59	205	52	232	288	63	265	323
Ripley	157	184	323	122	147	123	151	390	133	163	322
Salt Creek	106	238	344	91	196	78	175	252	93	243	327
Walnut Creek	15	229	245	13	144	6	165	173	14	206	220
Washington	128	212	342	73	149	83	190	275	111	222	338
Totals	1370	3281	4674	1046	2691	1019	2718	3775	1196	3236	22	4481

HURON COUNTY.

Townships and Wards.	President, 1880.		Total vote.	Governor, 1881.		Sec'y of State, 1882.		Total vote.	Governor, 1883.				Total vote.	
	James A. Garfield.	Winfield S. Hancock.		Charles Foster.	John W. Bookwalter.	Charles Townsend.	James W. Newman.		Joseph B. Foraker.	George Hoadly.	Ferdinand Schumacher.	Charles Jenkins.		
Bronson	175	90	291	186	80	127	71	216	151	101	9	263
Bellevue Precinct	150	181	331	129	165	155	207	369	166	243	410
Chicago Junction	65	73	138	78	67	60	66	129	74	67	4	145
Clarksfield	181	59	278	144	41	155	72	284	162	91	30	283
Fairfield	265	101	370	225	81	190	78	319	218	99	23	340
Fitchville	172	53	225	148	51	143	60	204	152	58	4	214
Greenfield	131	89	238	121	74	105	67	188	104	79	6	9	199
Greenwich	269	100	375	218	95	219	90	346	254	125	13	388
Hartland	195	51	255	156	34	144	45	246	172	49	9	231
Lyme	130	123	255	110	121	110	101	211	121	122	243
New London	371	111	511	313	84	330	118	468	337	127	13	477
New Haven	79	84	163	63	83	57	83	142	71	85	2	159
Norwalk	218	112	340	171	97	174	112	297	192	126	9	2	330
1st Ward	222	219	457	183	189	172	213	393	183	245	2	430
2d "	180	66	270	140	72	181	61	260	207	80	12	299
3d "	152	97	258	121	115	151	108	274	164	115	14	296
4th "	173	189	382	166	166	182	187	389	215	210	15	441
Norwich	145	136	285	109	103	96	112	219	107	143	9	259
Peru	107	183	290	92	153	74	157	234	73	171	244
Plymouth Precinct	85	48	135	79	33	74	34	122	97	43	1	141
Richmond	134	101	235	104	84	51	47	99	62	62	2	126
Chicago Precinct	51	21	21	76	49	26	2	77
Ridgefield	264	280	550	175	254	211	275	491	203	283	498
Ripley	218	60	281	151	42	153	43	228	170	61	238
Sheridan	83	215	249	86	175	84	186	221	24	202	226
Townsend	225	89	304	148	64	151	72	304	190	96	317
Wakeman	212	130	352	161	109	142	94	289	182	103	43	329
Totals	4566	3040	7878	3680	2632	3692	2787	6952	4100	3222	302	11	7647

ELECTION STATISTICS.

JACKSON COUNTY.

Townships and Wards.	President, 1880.		Total vote.	Governor, 1881.		Sec'y of State, 1882.		Total vote.	Governor, 1883.				Total vote.
	James A. Garfield.	Winfield S. Hancock.		Charles Foster.	John W. Bookwalter.	Charles Townsend.	James W. Newman.		Joseph B. Foraker.	George Hoadly.	Ferdinand Schumacher.	Charles Jenkins.	
Bloomfield.....	219	117	336	195	82	157	117	281	192	112	9	313
Coal.....									424	358	6	788
Coalton Precinct.....						272	157	437		171			283
Franklin.....	183	117	300	152	90	145	85	231		111			282
Hamilton.....	100	40	148	90	23	78	23	118	96	35		13	144
Jackson.....	164	186	353	151	161	180	127	259	172	171	8		346
Jefferson.....	378	107	489	334	70	183	66	249	196	74			270
Liberty.....	159	187	347	344	356	126	138	268	156	177	3		336
Lick—													
First Precinct.....	302	205	508	146	164	281	287	519	278	230	10		518
Second ".....	315	315	637	285	213	323	300	631	296	280	7		573
Madison.....	323	73	396	257	68	147	29	179	182	68			230
Milton—													
First Precinct.....	199	226	431	199	148	142	186	344	176	214	21		411
Second ".....	169	169	279	224	133	259	165	435	362	202	7		601
Oak Hill ".....						224	105	329		93			317
Scioto.....	102	198	313	92	167	65	137	212	90	191		8	299
Washington.....	150	151	307	141	110	61	66	138	81	107	8		196
Totals.....	2783	2031	4844	2610	1794	2593	1938	4630	3126	2423	74	21	5654

JEFFERSON COUNTY.

Townships and Wards.	President, 1880.		Total vote.	Governor, 1881.		Sec'y of State, 1882.		Total vote.	Governor, 1883.				Total vote.
	James A. Garfield.	Winfield S. Hancock.		Charles Foster.	John W. Bookwalter.	Charles Townsend.	James W. Newman.		Joseph B. Foraker.	George Hoadly.	Ferdinand Schumacher.	Charles Jenkins.	
Brilliant Precinct.....									80	96			185
Brush Creek.....	89	63	152	73	53	76	51	128	76	63	3		142
Cross Creek.....	92	99	191	85	79	76	83	161	83	112			186
Ironton Precinct.....	67	15	82	56	12	61	13	76	61	13			75
Island Creek.....	180	99	229	88	53	71	40	111	80	69			158
Knox.....	116	114	230	100	98	86	162	188	86	111			197
La Grange Precinct.....	68	68	135	66	70	75	74	155					
Mount Pleasant.....	304	57	361	244	52	276	55	334	311	58			370
Mt. Tabor Precinct.....				23	21	24	19	43	31	18			50
Mingo Precinct.....	61	91	155	47	79	53	60	114	94	99			183
Millvale.....	46	38	85	44	38	46	29	67	48	32			80
Richmond Precinct.....	139	98	237	121	81	119	85	214	132	87	10		229
Ross.....	97	70	167	76	61	81	54	135	95	56			155
Salem.....	77	134	211	63	115	52	112	164	75	121			197
Salline.....	122	66	191	97	59	95	63	161	113	62			177
Shanghai Precinct.....	70	15	87	58	16	79	18	98	84	20			106
Sloan's Station Precinct.....	136	53	209	130	121	140	137	279	156	134			292
Smithfield.....	222	87	309	179	77	188	69	269	193	105			309
Springfield.....	116	88	204	104	82	90	58	149	102	90			192
Steubenville—													
1st Ward.....	274	133	414	245	186	202	121	338	246	144			393
2d ".....	492	177	640	461	159	355	152	536	450	210			668
3d ".....	311	215	535	289	202	260	190	461	291	239			535
4th ".....	248	204	456	230	199	201	190	391	224	200			432
5th ".....	142	149	299	118	144	102	137	244	130	196			317
6th ".....	141	112	269	147	97	70	65	159	138	100			240
Steubenville Tp.....	24	36	62	19	35	14	29	44	21	33			58
Unionport Precinct.....	87	27	114	78	26	60	23	83	77	40			117
Warren.....	197	208	405	141	163	119	135	256	157	158			316
Wayne.....	209	114	324	172	108	168	102	271	167	130			304
Wells.....	88	89	178	62	76	57	65	126	86	81			170
Wintersville Precinct.....	214	69	285	185	66	182	62	245	209	76			286
York.....	115	59	174	89	52	99	47	146	104	47			182
Totals.....	4434	2945	7471	3896	2630	3667	2430	6136	4218	2996	44	1	7291

HOLMES COUNTY.

Townships and Wards.	President, 1880.		Total vote.	Governor, 1881.		Sec'y of State, 1882.		Total vote.	Joseph B. ...
	James A. Garfield.	Winfield S. Hancock.		Charles Foster.	John W. Bookwalter.	Charles Townsend.	James W. Newman.		
Berlin	83	176	260	69	142	65	126	191	
German	34	241	276	28	155	16	141	157	
Hardy	243	528	771	195	483	217	402	709	
Killbuck	75	244	327	58	238	51	229	280	
Knox	67	156	223	52	137	43	131	175	
Mechanic	86	207	293	57	160	67	149	217	
Monroe	97	160	260	79	134	37	130	217	
Paint	58	240	299	33	182	37	184	227	
Prairie	128	233	365	109	211	96	223	324	
Richland	93	251	346	59	205	52	232	284	
Ripley	157	164	323	122	147	123	151	274	
Salt Creek	104	238	344	91	198	78	175	269	
Walnut Creek	15	229	245	13	144	6	165	171	
Washington	128	212	342	73	149	83	190	273	
Totals	1370	3281	4674	1046	2691	1019	2718	3717	

HURON COUNTY.

Townships and Wards.	President, 1880.		Total vote.	Governor, 1881.		Sec'y of State, 1882.		Total vote.	Joseph B. ...
	James A. Garfield.	Winfield S. Hancock.		Charles Foster.	John W. Bookwalter.	Charles Townsend.	W. ...		
Bronson	175	90	291	136	80	127			
Bellevue Precinct	150	181	331	129	165	157			
Chicago Junction	65	73	138	78	67	111			
Clarksfield	184	50	278	144	41	157			
Fairfield	265	101	370	225	81	117			
Fitchville	172	53	225	148	51	114			
Greenfield	131	89	238	124	74	117			
Greenwich	269	100	375	218	95	157			
Hartland	195	51	255	156	34	111			
Lyme	130	123	255	110	121	111			
New London	371	111	511	313	84	111			
New Haven	79	84	163	63	83	111			
Norwalk	218	112	340	171	97	111			
1st Ward	222	219	457	183	189	111			
2d "	190	66	270	140	72	111			
3d "	152	97	258	121	115	111			
4th "	173	189	362	166	166	111			
Norwich	145	138	285	109	108	111			
Peru	107	183	290	92	153	111			
Plymouth Precinct	85	48	135	79	88	111			
Richmond	134	101	235	104	84	111			
Chicago Precinct									
Ridgefield	284	280	550	175	224	111			
Ripley	218	60	281	151	87	111			
Sherman	83	215	249	36	47	111			
Townsend	225	89	364	148	148	111			
Wakeman	212	180	352	161	101	111			
Totals	4566	3040	7878	3680	2111	2111			

1
12
10
53
571

NTY.

		Governor, 1883.				Total vote.
		Joseph B. Foraker.	George Hoadly.	Ferdinand Schumacher.	Charles Jenkins.	
		147	185	62	248
		239	104	193	298
		641	296	500	758
		245	257	144	402
		210	150	116	5	271
		181	173	92	266
		247	161	173	1	339
	
		145	103	127	231
		78	74	61	137
	
		143	123	53	179
		97	119	213	1	333
		34	133	75	208
	
		26	150	230	345
		13	122	130	18	154
		131	371	261	6	458
		76	185	90	179
		94	248	221	156	378
	
		205	129	335	236	394
		208	160	367	247	427
		198	115	318	214	367
		218	70	287	233	330
		184	194	379	249	487
	
17	8185	2126	5941	3935	3191	7187

COUNTY.

		Governor. 1881.	Sec'y of state, 1882.	Governor, 1883.				Total vote.		
		Charles Foster.	John W. Bookwalter.	Charles Townsend.	James W. Newman.	Joseph B. Foraker.	George Hoadly.		Ferdinand Schumacher.	Charles Jenkins.
	217	61	127	63	123	191	72	100	3	237
	248	69	140	65	135	203	75	152	1	229
	269	99	120	125	123	243	123	135	4	268
	178	24	140	26	131	157	32	134	167
	294	68	170	56	159	223	73	192	266
	215	85	95	87	95	183	91	114	207
	213	27	161	21	132	153	86	188	224
	531	331	160	339	151	493	355	152	16	524
	303	125	159	98	138	236	126	187	314
	317	113	166	104	146	252	112	171	283
	360	197	129	184	119	306	195	125	2	324
	110
	183	243	48	170	42	141	184	58	182	241
	148	321	151	137	138	139	279	161	151	313
	97	207	86	94	84	71	155	95	104	201
	252	306	44	218	37	191	238	48	241	300
	238	461	191	222	176	244	423	202	249	457
	147	245	75	123	63	101	167	84	136	224
	156	222	53	123	48	91	142	72	136	212
	144	247	76	136	72	101	174	86	146	233
	174	294	99	149	86	125	218	135	182	320
	104	142	248	103	124	109	196	101	141	245

LICKING COUNTY—Concluded.

Townships and Wards.	President, 1880.		Total vote.	Governor, 1881.		Sec'y of State, 1882.		Total vote.	Governor, 1883.				Total vote.
	James A. Garfield.	Winfield S. Hancock.		Charles Foster.	John W. Bookwalter.	Charles Townsend.	James W. Newman.		Joseph B. Foraker.	George Hooley.	Ferdinand Schumacher.	Charles Jenkins.	
Newark—													
1st Ward	306	237	558	264	238	268	246	519	88	98	1	182
2d "	188	360	563	165	349	157	356	520	70	150	228
3d "	168	345	534	164	287	113	289	432	143	243	4	391
4th "	282	248	547	263	255	279	241	530	245	274	1	528
5th "	154	324	2	13	468
6th "	135	141	2	1	278
7th "	72	132	3	307
8th "	157	101	2	2	261
Newton	118	227	348	94	212	78	185	296	116	219	5	341
Perry	116	133	249	94	111	88	102	192	100	153	238
St. Albans	176	129	310	151	130	142	117	265	155	139	5	299
Union—													
North Precinct	53	94	147	42	99	41	76	118	42	101	143
South "	108	214	323	92	197	69	182	271	97	198	5	1	300
Washington	214	157	379	182	150	159	152	322	201	177	9	1	392
Totals	4210	5575	9897	3636	5094	3390	4711	8256	4107	5798	60	48	10000

LOGAN COUNTY.

Townships and Wards.	President, 1880.		Total vote.	Governor, 1881.		Sec'y of State, 1882.		Total vote.	Governor, 1883.				Total vote.
	James A. Garfield.	Winfield S. Hancock.		Charles Foster.	John W. Bookwalter.	Charles Townsend.	James W. Newman.		Joseph B. Foraker.	George Hooley.	Ferdinand Schumacher.	Charles Jenkins.	
Bloomfield	80	130	212	68	97	69	111	184	83	119	2	304
Bokes Creek	288	89	377	250	87	217	63	285	296	90	5	394
Harrison	136	96	333	112	157	108	78	189	119	99	3	321
Jefferson	120	177	403	210	155	158	135	307	183	160	19	364
Lake—													
North Precinct	63	30	96	58	81	51	20	80	57	30	4	91
South "	16	43	59	12	34	8	37	47	9	39	49
Bellefontaine—													
1st Ward	145	116	264	133	113	155	106	272	186	117	3	2	307
2d "	132	52	186	113	53	132	45	190	151	68	6	230
3d "	182	83	250	137	76	151	84	233	150	105	10	273
4th "	154	106	263	143	81	146	86	241	138	108	10	265
McArthur	263	148	413	194	98	191	85	319	210	140	10	371
Liberty	129	129	370	199	106	183	119	314	224	140	12	379
Miami—													
DeGraff Precinct	184	105	303	161	75	164	84	271	208	108	5	1	324
Quincy	138	105	252	98	53	110	67	226	124	81	30	235
Monroe	226	100	330	175	63	180	65	260	130	60	10	262
Perry	189	59	250	163	49	146	45	204	203	61	2	266
Pleasant	190	167	271	90	109	88	131	226	99	168	4	1	276
Richland	214	138	358	190	114	200	141	346	220	142	11	396
Rush Creek	369	198	530	262	159	228	162	434	293	206	32	551
Stokes Creek	94	157	252	92	110	66	90	181	103	153	257
Union	104	64	177	77	35	75	17	100	91	47	6	147
Washington	116	105	223	104	76	87	81	171	114	102	3	220
Zane	177	71	258	124	41	121	36	184	170	64	12	244
Totals	3730	2468	6320	3171	1879	3035	1888	5264	3621	2407	199	4	6624

LORAIN COUNTY.

Townships and Wards.	President, 1880.		Total vote.	Governor, 1881.		Sec'y of State, 1882.		Total vote.	Governor, 1883.				Total vote.
	James A. Garfield.	Winfield S. Hancock.		Charles Foster.	John W. Bookwalter.	Charles Townsend.	James W. Newman.		Joseph B. Foraker.	George Hoadly.	Ferdinand Schumacher.	Charles Jenkins.	
Amherst	390	333	683	258	251	205	320	525	223	384	1	609	
Avon	214	262	478	172	178	150	266	426	171	283	4	454	
Black River	284	159	453	270	131	370	219	591	369	236	24	615	
Brighton	134	22	160	115	9	104	23	146	109	114	21	154	
Brownhelm	158	147	307	112	122	95	124	234	143	90	5	262	
Camden	169	172	247	133	69	134	70	219	153	90	13	265	
Carlisle	158	167	326	110	122	119	141	260	123	16	16	370	
Columbia	177	49	229	143	39	144	48	200	152	53	16	221	
Eaton	208	70	278	177	46	178	58	238	178	71	12	249	
Elyria	936	368	1304	830	284	831	378	1225	852	407	12	1383	
Grafton	196	107	303	158	60	149	105	254	164	117	3	285	
Henrietta	131	83	220	110	78	107	105	196	101	87	23	213	
Huntington	156	60	218	139	45	125	54	199	113	61	17	190	
LaGrange	216	154	371	201	127	184	147	344	209	157	8	376	
Penfield	151	56	207	133	42	125	47	183	132	49	7	187	
Pittsfield	172	80	252	147	69	166	80	248	161	81	1	242	
Ridgeville	207	171	380	203	117	185	160	345	178	180	17	382	
Rochester	155	60	216	128	48	103	62	199	119	58	17	194	
Russia	838	127	1015	583	104	703	153	930	715	188	90	1006	
Sheffield	130	92	222	112	66	84	83	169	95	95	7	191	
Wellington	485	115	615	441	93	469	123	633	481	145	35	668	
Totals	5609	2752	8484	4671	2098	4739	2738	7761	4912	3115	274	8387	

LUCAS COUNTY.

Townships and Wards.	President, 1880.		Total vote.	Governor, 1881.		Sec'y of State, 1882.		Total vote.	Governor, 1883.				Total vote.
	James A. Garfield.	Winfield S. Hancock.		Charles Foster.	John W. Bookwalter.	Charles Townsend.	James W. Newman.		Joseph B. Foraker.	George Hoadly.	Ferdinand Schumacher.	Charles Jenkins.	
Toledo—													
1st Ward—A	100	53	155	54	35	89	41	144	75	91	5	172	
" B	284	171	462	182	172	217	217	442	226	249	1	477	
" C	335	252	612	245	231	363	250	563	259	337	5	609	
2d Ward—A	188	146	339	163	132	179	162	344	157	182	4	343	
" B	233	174	415	159	173	170	236	408	190	276	3	469	
" C	189	116	314	134	111	149	145	299	138	163	7	310	
3d Ward—A	292	189	487	187	158	235	191	435	223	217	8	451	
" B	263	158	456	268	166	276	177	459	265	189	4	461	
" C	272	112	394	209	100	237	115	362	258	143	1	411	
4th Ward—A	174	286	472	138	249	121	348	476	107	372	1	481	
" B	183	141	323	128	133	77	226	369	97	233	1	334	
" C	169	195	317	61	190	76	222	293	76	264	6	344	
5th Ward—A	237	280	532	166	265	161	347	518	182	379	1	568	
" B	258	404	696	156	373	177	428	613	217	513	15	754	
" C	278	214	627	209	219	209	323	545	235	391	9	638	
6th Ward—A	202	228	443	143	203	190	362	478	183	331	18	547	
" B	147	160	311	103	132	138	155	302	138	199	11	352	
" C	166	220	391	98	219	117	292	411	115	332	5	455	
7th Ward—A	329	309	658	253	281	311	328	655	336	372	14	728	
" B	225	74	301	193	76	215	82	298	243	92	1	337	
" C	178	271	464	138	254	151	299	455	177	118	2	497	
8th Ward—A	334	86	334	158	125	197	138	336	147	225	14	372	
" B	217	281	509	136	227	233	245	487	248	306	4	572	

LUCAS COUNTY—Concluded.

Townships and Wards.	President, 1880.		Total vote.	Governor, 1881.		Sec'y of State, 1882.		Total vote.	Governor, 1883.				Total vote.
	James A. Garfield.	Winfield S. Hancock.		Charles Foster.	John W. Bookwalter.	Charles Townsend.	James W. Newman.		Joseph B. Foraker.	George Hoadly.	Ferdinand Schumacher.	Charles Jenkins.	
South Toledo—													
1st Ward	106	80	204	80	62	90	77	173	80	88		3	185
2d "	59	68	139	46	53	52	56	115	55	62			119
3d "	11	36	50	8	30	12	32	45	12	40			54
Adams	140	130	269	91	80	94	91	189	113	111		2	309
Montclova	139	92	235	91	65	127	77	206	118	90	1	2	319
Oregon	245	164	438	140	71	179	168	348	183	213		2	404
Providence	151	123	279	117	91	118	69	193	144	113		2	300
Richfield	152	101	254	114	76	119	84	205	183	98	4	1	333
Spencer	63	70	139	44	53	22	58	91	54	77	5	2	138
Springfield	85	53	152	63	47	64	43	130	88	56	17		150
Swanton	104	43	149	85	17	66	28	100	94	47	6	5	153
Sylvania	218	80	299	125	65	149	85	235	189	89	11		399
Washington—													
First Precinct	291	140	447	170	114	218	162	383	180	145	8	3	399
Second "	55	40	98	28	24	11	55	67	23	54	4		81
Third "									148	69	7		224
Waterville Precinct	75	112	198	61	91	76	92	177	74	128	1	5	206
Whitehouse "	103	129	218	62	93	53	97	176	78	127	6	14	223
Waynefield Townshp.	41	31	79	24	29	17	27	47	21	32			58
Totals	7157	5985	13622	5064	5272	5685	6646	12509	6048	7832	208	65	14304

MADISON COUNTY.

Townships and Wards.	President, 1880.		Total vote.	Governor, 1881.		Sec'y of State, 1882.		Total vote.	Governor, 1883.				Total vote.
	James A. Garfield.	Winfield S. Hancock.		Charles Foster.	John W. Bookwalter.	Charles Townsend.	James W. Newman.		Joseph B. Foraker.	George Hoadly.	Ferdinand Schumacher.	Charles Jenkins.	
Canaan	139	77	223	117	77	92	65	165	129	92	5		227
Darby	165	113	287	146	100	131	111	265	186	143	8	2	339
Deer Creek	99	134	237	90	118	95	111	212	97	121			224
Fairfield	241	149	393	209	146	186	124	316	239	150	3		39
Jefferson	302	271	582	247	241	214	212	442	254	269	13		536
Monroe	82	70	153	58	66	43	78	122	76	83			160
Oak Run	60	93	153	46	82	45	53	101	64	74	4		143
Paint	188	152	348	157	133	136	93	238	150	125	6		291
Pike	105	50	155	89	57	81	48	129	88	68			157
Pleasant	210	159	371	176	134	154	124	315	197	158	27		333
Range	165	313	490	187	282	114	218	331	152	261	3		436
Stokes	125	179	312	108	143	99	136	245	124	194	2		324
Somerford	163	90	258	138	84	113	78	199	153	88	6		248
Union	636	455	1103	582	464	539	435	999	606	479	11		1100
Totals	2680	2305	5055	2300	2130	2042	1886	4079	2524	2325	88	2	4958

ELECTION STATISTICS.

MAHONING COUNTY.

Townships and Wards.	President, 1880.		Total vote.	Governor, 1881.		Sec'y of State, 1882.		Total vote.	Governor, 1883.				Total vote.	
	James A. Garfield.	Winfield S. Hancock.		Charles Foster.	John W. Bookwalter.	Charles Townsend.	James W. Newman.		Joseph B. Foraker.	George Hoadly.	Ferdinand Schumacher.	Charles Jenkins.		
Austintown	275	218	525	211	195	212	209	446						
First Precinct									157	198	1	11	368	
Second "									105	87	7	3	152	
Beaver—														
East—First Precinct	103	117	220	99	144	96	171	268	99	176	3	1	279	
West—Second "	111	174	285	98	90	91	79	179	96	89		5	191	
Berlin	121	112	243	96	81	83	69	184	101	117	3	16	237	
Boardman	140	88	233	112	76	109	85	197	147	87		3	237	
Canfield	189	206	398	177	185	179	193	383	197	210	3	5	416	
Coltsville	160	126	289	92	94	111	97	217	143	109	4		255	
Ellsworth	121	99	210	97	68	101	69	170	100	82			188	
Goshen	294	78	368	213	52	212	45	281	234	64	21	8	329	
Green—														
1st Precinct	137	161	307	138	146	128	148	296	146	157		5	307	
2d "	72	46	138	64	54	64	47	116	61	69		7	138	
Jackson	112	163	280	97	144	106	146	252	115	153	1		270	
Milton	54	136	190	54	118	47	110	158	58	129	2		190	
Poland—														
1st Precinct	222	62	296	170	44	194	52	251	222	61		3	287	
2d "	177	82	266	146	58	161	66	237	196	74	5		277	
Smith—														
1st Precinct	259	40	342	181	25	174	33	257	254	48	11	47	357	
2d "	36	41	84	15	29	26	38	67	40	84		8	82	
Springfield														
1st Precinct	169	432	601		127	331							578	
2d "							45	278	339	75	297	5	321	
Youngstown							63	142	205	67	154		311	
1st Ward	528	408	972	410	327	406	454	906	571	516		18	1107	
Youngstown City—														
1st Ward	584	346	951	300	156	346	204	557	366	227		7	608	
2d "	440	465	923	220	190	256	203	467	262	252	1	3	517	
3d "	269	243	534	235	197	249	243	518	290	296		7	558	
4th "	215	93	311	187	88	205	119	327	243	115			358	
5th "	185	118	312	180	123	196	167	377	231	169		6	407	
6th "				181	157	218	185	442	254	225		10	493	
7th "				130	206	152	316	478	196	341		8	547	
Totals	4943	4044	9276	4030	3390	4239	3978	8572	5016	4451	67	181	9739	

MARION COUNTY.

Townships and Wards.	President, 1880.		Total vote.	Governor, 1881.		Sec'y of State, 1882.		Total vote.	Governor, 1883.				Total vote.	
	James A. Garfield.	Winfield S. Hancock.		Charles Foster.	John W. Bookwalter.	Charles Townsend.	James W. Newman.		Joseph B. Foraker.	George Hoadly.	Ferdinand Schumacher.	Charles Jenkins.		
Big Island	165	143	310	122	114	122	136	275	161	173	3		337	
Bowling Green	77	213	294	60	171	40	153	202	64	187	10		282	
Claridon—														
North Precinct	120	168	290	103	162	112	142	257	115	176	9			
South "	86	84	172	76	76	75	71	149	75	89	5			
Grand	61	53	121	49	33	38	45	83	58	43	9		110	
Grand Prairie	55	70	125	43	70	40	51	93	53	63	2		114	
Green Camp	173	155	328	164	151	158	134	288	155	161	1		319	
Marion Township	123	207	334	116	187	99	181	290	156	212	16		385	

MARION COUNTY—Concluded.

Townships and Wards.	President, 1880.		Total vote.	Governor, 1881.		Sec'y of State, 1882.		Total vote.	Governor, 1883.				Total vote.
	James A. Garfield.	Winfield S. Hancock.		Charles Foster.	John W. Bookwalter.	Charles Townsend.	James W. Newman.		Joseph B. Foraker.	George Hoadly.	Ferdinand Schumacher.	Charles Jenkins.	
Marion—													
1st Ward.....	138	171	306	118	149	102	168	288	131	184	14	331
2d ".....	64	95	161	54	90	71	95	168	78	116	3	196
3d ".....	145	118	265	136	108	138	119	263	159	125	5	289
4th ".....	107	114	222	91	102	100	116	218	128	123	3	253
Montgomery—													
East Precinct.....	105	104	212	92	100	87	90	179	89	108	2	199
West ".....	120	140	274	128	128	127	132	268	164	151	11	326
Pleasant.....	139	149	288	108	149	95	125	224	104	169	3	276
Prospect.....	181	249	433	160	230	149	215	383	175	278	23	476
Richland.....	48	234	282	39	197	34	186	224	50	216	2	268
Salt Rock.....	89	56	145	63	51	62	48	116	81	53	3	137
Scott.....	35	106	149	26	88	24	76	104	36	97	1	134
Tully.....	70	134	210	56	110	53	124	186	83	135	219	
Waldo.....	78	169	246	58	125	59	125	197	69	146	8	224
Totals.....	2192	2932	5167	1862	2589	1783	2532	4455	2182	3006	183	5838

MEDINA COUNTY.

Townships and Wards.	President, 1880.		Total vote.	Governor, 1881.		Sec'y of State, 1882.		Total vote.	Governor, 1883.				Total vote.
	James A. Garfield.	Winfield S. Hancock.		Charles Foster.	John W. Bookwalter.	Charles Townsend.	James W. Newman.		Joseph B. Foraker.	George Hoadly.	Ferdinand Schumacher.	Charles Jenkins.	
Brunswick.....	199	64	263	167	41	159	50	211	166	62	5	234
Chatham.....	179	22	268	154	64	150	73	237	151	32	14	248
Granger.....	214	51	268	172	46	156	48	214	174	54	10	240
Guliford.....	162	139	302	140	129	141	125	270	150	136	2	388
Harrisville.....	207	169	378	191	137	182	156	347	211	171	4	380
Hinckley.....	239	50	289	182	35	179	33	220	193	48	9	251
Homer.....	79	153	232	55	126	56	149	208	52	151	6	215
Lafayette.....	183	103	292	173	87	168	102	276	175	102	3	290
Litchfield.....	168	67	235	140	43	110	64	185	119	86	308	
Liverpool.....	101	202	304	71	129	54	182	239	62	218	257	
Medina.....	139	57	197	119	40	117	51	176	125	74	13	212
Medina Village.....	301	62	364	272	51	285	73	365	314	96	5	419
Montville.....	130	90	222	110	77	168	76	192	112	76	18	306
Sharon.....	145	189	334	135	154	119	159	389	124	168	17	306
Spencer.....	140	125	266	105	111	113	118	231	123	125	3	253
Seville Village.....	87	74	161	79	55	78	75	154	91	81	172	
Wadsworth.....	337	243	603	274	191	276	241	577	348	296	15	666
Westfield.....	145	148	296	117	121	122	124	262	127	148	8	282
York.....	180	87	269	157	69	135	91	230	142	94	9	246
Totals.....	3340	2158	5543	2818	1694	2708	1990	4898	2959	2262	182	5406

ELECTION STATISTICS.

347

MEIGS COUNTY.

Townships and Wards.	President, 1880.		Total vote.	Governor, 1881.		Sec'y of State, 1882.		Total vote.	Governor, 1883.				Total vote.
	James A. Garfield.	Winfield S. Hancock.		Charles Foster.	John W. Bookwalter.	Charles Townsend.	James W. Newnan.		Joseph B. Foraker.	George Hoadly.	Ferdinand Schumacher.	Charles Jenkins.	
Bedford	169	207	379	140	155	121	162	298	135	184	15	338
Chester	227	157	385	171	131	164	142	323	174	144	20	338
Columbia	182	139	327	125	113	119	115	239	126	121	2	249
Harrisonville Prec't.	94	84	178	94	71	83	68	157	100	71	9	172
Lebanon	246	153	399	183	81	163	105	293	186	126	0	321
Letart	123	145	269	114	102	95	104	203	108	82	4	196
Middleport Precinct	76	37	118	36	26	49	16	80	60	25	12	97
Middleport—													
1st Ward	97	52	152	81	62	72	69	154	82	57	6	145
2d "	189	35	176	132	30	114	29	149	140	31	4	177
3d "	126	37	165	119	28	102	35	146	120	40	3	164
4th "	67	22	91	65	15	53	29	87	63	24	4	91
5th "	41	8	49	32	8	38	7	46	43	13	56	
Minersville Precinct	161	82	245	105	77	100	110	215	103	103	13	220
Olive	251	178	429	156	122	150	141	318	166	117	25	309
Orange	112	114	228	85	91	80	82	186	90	96	18	203
Pomeroy Precinct	194	177	371	162	131	134	131	267	172	147	8	322
Pomeroy—													
1st Ward	145	62	208	115	48	87	59	166	107	73	8	189
2d "	101	140	241	67	112	38	141	183	56	130	1	183
3d "	307	231	538	255	198	218	218	444	235	235	9	479
4th "	60	104	166	51	84	52	79	135	57	78	136	
Pageville Precinct	133	52	195	105	43	104	34	157	99	50	22	170
Rutland	460	102	567	401	76	389	73	488	445	98	10	549
Racine Precinct	198	137	335	157	124	152	98	263	192	146	4	341
Salem	234	140	380	204	112	179	103	300	216	126	9	350
Syracuse Precinct	171	144	320	155	153	130	131	294	177	144	326	
Silver Run "	39	18	58	31	19	29	30	60	42	18	60	
Totals	4103	2749	6909	3341	2212	3024	2311	5649	3404	2474	207	2	6186

MERCER COUNTY.

Townships and Wards.	President, 1880.		Total vote.	Governor, 1881.		Sec'y of State, 1882.		Total vote.	Governor, 1883.				Total vote.
	James A. Garfield.	Winfield S. Hancock.		Charles Foster.	John W. Bookwalter.	Charles Townsend.	James W. Newnan.		Joseph B. Foraker.	George Hoadly.	Ferdinand Schumacher.	Charles Jenkins.	
Black Creek	88	206	296	50	149	55	120	180	92	185	4	281
Butler	88	217	335	100	192	85	208	341	107	230	357	
Center	151	179	336	117	134	117	118	244	141	161	3	309
Dublin	196	290	476	148	216	151	213	365	218	281	502	
Franklin	38	172	210	33	130	40	138	179	57	173	232	
Gibson	121	196	318	90	152	93	111	237	123	198	323	
Granville	58	298	346	20	230	35	245	290	37	302	339	
Hopewell	75	177	252	53	163	51	148	200	66	200	270	
Jefferson	162	426	589	155	416	155	400	564	192	502	707	
Liberty	35	194	229	28	131	32	118	150	38	178	216	
Marion	68	379	437	48	314	33	318	353	30	395	426	
Recovery	56	246	302	48	193	34	185	249	44	228	272	
Tinton	252	155	417	185	119	189	99	288	253	150	406	
Washington	91	222	313	62	171	52	135	188	80	209	292	
Totals	1473	3367	4846	1143	2710	1122	2586	3788	1477	3415	7	4933

MIAMI COUNTY.

Townships and Wards.	President, 1890.			Governor, 1881.			Sec'y of State, 1882.	Governor, 1883.				Total vote.	
	James A. Garfield.	Winfield S. Hancock.	Total vote.	Charles Foster.	John W. Bookwalter.	Charles Townsend.	James W. Newman.	Total vote.	Joseph B. Foraker.	George Hoadly.	Ferdinand Schumacher.		Charles Jenkins.
Bethel.....	200	214	423	163	192	152	193	846	174	210			388
Brown—													
East Precinct.....	76	174	251	79	113	79	109	200	94	138	13		246
West ".....	95	132	228	63	155	55	139	194	71	168			239
Concord—													
1st Precinct.....	453	215	660	421	194	448	210	682	487	243		15	754
2d ".....	373	261	648	322	236	368	264	645	366	369		11	748
Elizabeth.....	153	139	294	133	111	155	91	251	144	143	6	1	285
Lost Creek.....	234	162	396	203	149	198	109	309	211	160		1	372
Monroe.....	437	244	680	350	195	399	253	652	429	298			725
Newton.....	417	206	623	343	133	339	154	500	382	224	6		613
Newberry—													
East Precinct.....	379	319	705	333	272	374	301	678	395	330			725
West ".....	137	166	310	118	136	120	129	264	158	158	10		339
Piqua—													
1st Ward.....	129	138	266	98	105	126	149	278	111	161	6		279
2d ".....	126	326	453	97	307	115	364	480	116	375			493
3d ".....	235	125	362	202	130	233	125	367	232	150	5		389
4th ".....	253	104	357	214	105	250	123	378	231	152			389
Spring Creek.....	180	247	428	158	187	160	211	373	186	258			440
Stanton.....	218	129	347	195	115	188	102	295	203	140			347
Union.....	669	192	876	604	162	567	160	756					
East Precinct.....									440	146	5	1	398
West ".....									245	81	1		328
Washington.....	155	111	267	123	91	120	127	250	133	145			279
Totals.....	4928	3604	8610	4219	3068	4446	3313	7898	4808	4042	62	29	8685

MONROE COUNTY.

Townships and Wards.	President, 1890.			Governor, 1881.			Sec'y of State, 1882.	Governor, 1883.				Total vote.	
	James A. Garfield.	Winfield S. Hancock.	Total vote.	Charles Foster.	John W. Bookwalter.	Charles Townsend.	James W. Newman.	Total vote.	Joseph B. Foraker.	George Hoadly.	Ferdinand Schumacher.		Charles Jenkins.
Adams.....	66	203	270	52	161	37	167	206	45	167			212
Benton.....	44	135	180	25	87	26	119	145	37	109			147
Bethel.....	91	149	242	60	99	57	96	154	90	121			212
Center.....	123	467	622	98	311	93	438	533	97	445			547
Franklin.....	137	110	248	125	92	133	126	263	153	130			286
Green.....	39	202	241	25	137	20	174	196	36	192			239
Jackson.....	60	222	282	30	112	36	164	201	45	165			211
Lee.....	54	187	241	30	116	30	156	190	32	190			196
Malaga.....	113	227	341	77	172	34	189	276	90	185			269
Ohio.....	159	206	366	118	159	118	180	300	120	180			303
Perry.....	114	137	252	87	95	76	117	197	98	137			236
Salem.....	215	294	509	192	236	154	237	404	142	228			371
Seneca.....	62	213	277	41	140	49	183	239	47	201			252
Summit.....	40	171	211	30	118	39	160	199	36	161			197
Sunbury.....	105	266	371	62	212	86	242	331	94	258			361
Switzerland.....	74	190	266	42	130	23	170	195	41	166			211
Washington.....	60	189	235	33	81	42	204	280	63	221			286
Wayne.....	44	183	227	29	78	29	118	156	41	128			171
Totals.....	1600	3751	5471	1156	2536	1132	3240	4465	1307	3864			4715

MONTGOMERY COUNTY.

Townships and Wards.	President, 1880.		Total vote.	Governor, 1881.		Sec'y of State, 1882.		Total vote.	Governor, 1883.				Total vote.
	James A. Garfield.	Winfield S. Hancock.		Charles Foster.	John W. Bookwalter.	Charles Townsend.	James W. Newnam.		Joseph B. Foraker.	George Hoadly.	Ferdinand Schumacher.	Charles Jenkins.	
Dayton—													
1st Ward—A.....	166	178	346	174	175	170	209	379	188	231			421
" " B.....	157	225	386	153	153	114	204	411	88	304			394
2d " " A.....	830	148	481	301	139	294	149	443	304	171	1	1	477
" " B.....	117	122	240	106	122	129	135	267	149	156			307
3d " " A.....	246	114	361	229	134	229	151	384	251	146	1		399
" " B.....	288	124	414	246	123	285	153	589	223	146		1	372
4th " " A.....	890	227	810	337	193	342	235	377	852	265			619
" " B.....	287	156	446	242	141	261	191	410	284	178	1		465
5th " " A.....	350	263	617	327	280	291	286	588	310	318	1	1	349
" " B.....	253	267	524	236	231	248	293	533	234	306		5	634
6th " " A.....	214	364	581	190	360	202	443	647	215	494	1		548
" " B.....	213	420	635	162	399	133	485	919	145	539			717
8th " " A.....	236	365	600	190	373	182	403	587	185	428	1	1	688
" " B.....	151	356	511	156	338	143	372	520	128	390			617
9th " " A.....	397	224	629	328	191	380	257	656	426	316	6	3	518
" " B.....	203	119	325	203	117	242	155	413	288	181	6	3	754
10th " " A.....	301	322	623	295	305	322	385	713	367	455	2		471
" " B.....	215	283	505	185	248	196	330	531	219	391	3	2	822
Butler.....	341	203	549	266	155	273	179	453	273	176	5		566
Clay—													
A Precinct.....	199	227	428	176	210	180	195	382	181	218	14	16	414
B ".....	138	158	296	108	181	120	140	260	113	154	6		273
German.....	423	451	885	365	394	344	437	785	359	442	2		807
Harrison.....	281	330	613	205	258	223	335	561	227	341	4		574
Jackson.....	206	407	628	150	322	150	340	530	158	360	26	1	551
Jefferson—													
First Precinct.....	202	405	607	168	381	154	373	536	185	406	7		563
2d Soldiers' Home Pre.	256	252	512	313	190	271	285	570	300	360			660
3d " " ".....	306	366	674	393	212	320	367	718	310	301		3	622
4th " " ".....	350	325	681	386	207	378	321	708	382	348		6	738
5th " " ".....	295	263	578	332	300	318	353	674	352	406		2	744
Madison.....	155	305	461	139	215	138	252	388	137	260	3		400
Mad River.....	249	242	492	223	190	191	267	460	213	290	1		506
Miami.....	552	718	1275	480	662	531	696	1232	511	728		4	1246
Perry.....	214	296	510	144	229	123	236	362	155	242	19		421
Randolph.....	227	282	510	211	239	208	256	466	220	273	6	1	500
Van Buren.....	221	315	538	191	272	211	279	496	217	346	2		536
Washington.....	267	167	438	245	141	262	137	405	273	134	3	4	414
Wayne.....	180	142	322	132	124	139	125	272	151	133			284
Totals.....	9726	10332	20182	8846	8939	8768	10663	19690	9182	11470	119	52	20686

MORGAN COUNTY.

Townships and Wards.	President, 1880.		Total vote.	Governor, 1881.		Sec'y of State, 1882.		Total vote.	Governor, 1883.				Total vote.
	James A. Garfield.	Winfield S. Hancock.		Charles Foster.	John W. Bookwalter.	Charles Townsend.	James W. Newnam.		Joseph B. Foraker.	George Hoadly.	Ferdinand Schumacher.	Charles Jenkins.	
Bloom.....	111	101	212	104	97	75	78	155	86	100	1		188
Bristol.....	135	207	348	111	181	92	169	265	105	206	4		317
Center.....	188	194	372	78	149	76	135	214	88	162	9		259
Deerfield.....	110	116	227	95	93	98	75	178	103	111	7		221
Homer.....	265	113	399	214	95	192	86	284	225	113	17		356
Malta.....	279	115	410	262	100	255	101	381	265	117	5		403
Manchester.....	63	116	185	59	102	48	88	142	50	101	19		157
Marion.....	341	97	470	298	96	282	80	391	310	93	5		439
Meigsville.....	135	143	291	111	116	105	109	227	184	132	12		284
Morgan.....	243	243	506	233	224	238	211	468	238	272	5		538
Penn.....	215	54	284	202	49	178	40	236	180	54	16		251
Union.....	170	188	361	156	145	152	158	313	159	163	8		325
Windsor.....	247	277	528	221	251	224	232	459	221	272			493
York.....	108	137	246	82	137	86	120	206	99	142			243
Totals.....	2510	2091	4733	2226	1835	2101	1682	3921	2263	2038	151	5	4473

MORROW COUNTY.

Townships and Wards.	President, 1880.		Total vote.	Governor, 1881.		Sec'y of State, 1882.		Total vote.	Governor, 1883.				Total vote.
	James A. Garfield.	Winfield S. Hancock.		Charles Foster.	John W. Bookwalter.	Charles Townsend.	James W. Newnan.		Joseph B. Foraker.	George Hoadly.	Ferdinand Schumacher.	Charles Jenkins.	
Bennington	188	64	252	182	66	166	65	246	190	72	10	3	272
Canaan	128	138	275	95	104	101	120	228	123	136	7	7	269
Cardington	380	193	602	302	165	297	156	612	361	193	31	7	594
Chester	166	118	285	142	121	149	119	268	158	127	2	2	287
Congress	80	210	293	71	192	70	205	286	83	215	299
Franklin	95	163	258	81	137	71	153	233	85	164	3	3	276
Gilead	444	233	665	422	214	405	210	651	403	245	28	5	683
Harmony	63	127	199	61	112	60	116	179	62	124	1	3	190
Lincoln	143	85	238	138	76	123	71	198	146	87	6	241
North Bloomfield	127	170	297	100	133	106	150	259	121	168	295
Perry	56	176	233	43	157	45	176	221	50	194	2	247
Peru	129	85	214	117	74	101	71	192	117	65	19	203
South Bloomfield	170	104	302	139	100	146	88	268	133	163	46	1	282
Troy	78	86	164	75	78	74	82	157	80	82	1	163
Washington	153	78	240	139	65	123	71	212	134	82	13	232
Westfield	175	116	293	155	92	146	84	231	147	118	265
Totals	2181	2143	4884	2266	1885	2183	1917	4358	2393	2175	109	18	4778

MUSKINGUM COUNTY.

Townships and Wards.	President, 1880.		Total vote.	Governor, 1881.		Sec'y of State, 1882.		Total vote.	Governor, 1883.				Total vote.
	James A. Garfield.	Winfield S. Hancock.		Charles Foster.	John W. Bookwalter.	Charles Townsend.	James W. Newnan.		Joseph B. Foraker.	George Hoadly.	Ferdinand Schumacher.	Charles Jenkins.	
Adams	59	100	159	51	87	49	79	133	61	94	3	159
Blue Rock	180	108	288	139	85	149	88	238	156	98	3	258
Brush Creek	122	146	275	112	129	118	117	242	121	118	6	246
Cass	107	165	215	162	91	91	96	190	92	118	1	212
Clay	113	163	219	112	102	101	95	207	120	163	224
Falls	257	182	411	260	139	212	161	377	219	206	3	431
Harrison	137	147	288	142	132	123	124	248	123	147	2	272
Highland	142	50	194	128	49	121	54	177	136	64	201
Hopewell	212	181	397	168	178	183	171	366	205	201	1	408
Jackson	171	183	260	147	170	139	164	308	159	170	1	331
Jefferson	174	152	326	174	131	140	139	279	134	139	375
Licking	146	101	241	126	93	133	92	227	138	86	324
Madison	147	81	296	128	71	131	74	215	131	87	322
Meigs	152	191	349	125	190	115	181	307	127	192	4	376
Monroe	122	118	242	105	100	102	104	206	98	106	2	206
Muskingum	115	122	237	108	116	106	103	209	108	117	225
Newton	280	239	520	257	228
Uniontown Precinct	104	61	165	108	86	194
Newtonville Precinct	90	57	151	88	62	1	132
Newton	56	70	128	76	90	166

ELECTION STATISTICS.

MUSKINGUM COUNTY—Concluded.

Townships and Wards.	President, 1880.			Governor, 1881.			Sec'y of State, 1882.			Governor, 1883.				
	James A. Garfield.	Winfield S. Hancock.	Total vote.	Charles Foster.	John W. Bookwalter.	Charles Townsend.	James W. Newnam.	Total vote.	Joseph B. Foraker.	George Hoadly.	Ferdinand Schumacher.	Charles Jenkins.	Total vote.	
Perry.....	71	172	245	68	164	68	167	298	75	167	2	1246	
Rich Hill.....	197	138	340	174	125	154	101	281	213	128	11	352	
Salem.....	81	113	204	68	103	74	113	200	80	124	15	210	
Salt Creek.....	131	131	266	122	111	118	120	255	136	131	6	279	
Springfield.....	127	174	304	111	143	148	246	110	167	2	289	
Union—														
New Concord Prec't.	131	50	182	102	52	131	47	185	133	57	2	214	
Norwich " "	120	73	197	91	78	100	81	183	168	76	185	
Washington.....	114	212	325	83	173	107	170	287	98	193	292	
Wayne—	169	179	350											
Wayne Precinct.				74	87	78	136	218	89	132	3	224	
Duncan Falls Prec't.				74	84	50	46	106	61	51	112	
Zanesville—														
1st Ward.....	229	111	340	210	110	103	128	324	208	147	1	856	
2d " ".....	192	228	423	177	221	172	244	424	179	245	1	428	
3d " ".....	218	270	483	186	271	173	302	475	169	322	491	
4th " ".....	172	263	432	150	174	138	216	360	162	216	1	382	
5th " ".....	250	252	502	244	241	248	270	523	245	277	528	
6th " ".....	210	211	420	163	237	172	244	425	180	278	400	
7th " ".....	243	94	330	221	102	230	114	360	258	126	1	6	393	
8th " ".....	229	257	480	225	240	212	264	477	249	300	1	553	
9th " ".....	318	146	470	277	140	263	148	431	287	158	445	
Totals.....	5804	5336	11163	5131	4947	5060	5097	10373	5449	5574	58	30	11178	

NOBLE COUNTY.

Townships and Wards.	President, 1880.			Governor, 1881.			Sec'y of State, 1882.			Governor, 1883.				
	James A. Garfield.	Winfield S. Hancock.	Total vote.	Charles Foster.	John W. Bookwalter.	Charles Townsend.	James W. Newnam.	Total vote.	Joseph B. Foraker.	George Hoadly.	Ferdinand Schumacher.	Charles Jenkins.	Total vote.	
Beaver.....	167	203	380	161	186	140	168	339	159	105	15	369	
Brookfield.....	131	199	327	121	188	103	74	189	111	91	210	
Buffalo.....	73	114	187	63	89	45	97	149	64	112	1	177	
Caldwell Precinct.	129	101	234	126	116	109	113	225	155	113	2	270	
Center.....	287	93	394	250	78	208	77	287	234	102	18	5	380	
Dexter Precinct.	89	56	126	74	31	79	34	114	80	59	149	
East Union Precinct.				119	19	91	23	129	128	25	1	10	164	
Elk.....	106	263	369	110	178	86	180	226	96	199	295	
Enoch.....	79	160	238	48	171	21	138	162	41	180	226	
Jackson.....	125	19	244	119	127	98	109	207	118	151	5	250	
Jefferson.....	155	80	236	139	68	78	75	141	111	83	7	201	
Marion.....	215	43	259	186	47	166	49	270	197	78	15	30	321	
Noble.....	131	192	323	116	173	101	130	244	137	188	10	335	
Olive.....	141	147	292	159	144	103	137	243	185	146	2	283	
Seneca.....	142	81	225	132	63	121	58	201	142	77	3	7	230	
Sharon.....	60	203	268	60	179	40	165	218	72	180	6	258	
Stock.....	154	111	265	105	110	84	118	181	107	111	1	6	225	
Wayne.....	132	40	174	114	37	98	31	140	105	43	11	159	
Totals.....	2316	2044	4582	2182	1006	1780	1666	3655	2192	2063	93	70	4452	

OTTAWA COUNTY.

Townships and Wards.	President, 1880.			Governor, 1881.		Sec'y of State, 1882.		Governor, 1883.					
	James A. Garfield.	Winfield S. Hancock.	Total vote.	Charles Foster.	John W. Bookwalter.	Charles Townsend.	James W. Newman.	Total vote.	Joseph B. Foraker.	George Hoadly.	Ferdinand Schumacher.	Charles Jenkins.	Total vote.
Bay	28	94	121	14	79	21	85	106	21	94			115
Benton	166	297	474	143	298	166	311	481	175	317			484
Carroll	56	216	298	45	171	66	210	279	56	283			339
Catawba Island	73	54	129	58	41	57	34	91	56	66			125
Clay	357	448	813	230	304	279	334	616	297	433			738
Danbury	124	211	336	129	183	87	211	301	102	246			348
Erie	64	77	141	55	69	57	67	125	60	64			125
Harris	223	320	569	161	253	211	281	508	205	307		8	521
Portage	197	274	474	160	228	200	225	425	172	255			428
Put-in-Bay—													
1st Precinct	136	68	206	98	40	50	90	158	62	67			129
2d 	29	14	43	19	13	14	23	37	18.	23			41
3d 									5	35			40
Salem	59	486	545	53	483	48	484	531	53	536			500
Totals	1510	2559	4136	1165	2141	1256	2355	3658	1282	2729		8	4033

PAULDING COUNTY.

Townships and Wards.	President, 1880.			Governor, 1881.		Sec'y of State, 1882.		Governor, 1883.					
	James A. Garfield.	Winfield S. Hancock.	Total vote.	Charles Foster.	John W. Bookwalter.	Charles Townsend.	James W. Newman.	Total vote.	Joseph B. Foraker.	George Hoadly.	Ferdinand Schumacher.	Charles Jenkins.	Total vote.
Auglaize	108	118	221	96	88	90	106	196	108	108			216
Benton	81	94	175	54	88	70	102	173	96	151			247
Blue Creek	74	50	124	75	42	84	62	146	110	111			221
Brown	180	134	314	142	124	141	142	283	189	152			347
Carryall	310	257	572	231	222	249	222	471	270	232			502
Crane	159	110	269	143	124	151	135	286	178	118			296
Emerald	78	117	195	74	92	63	107	170	78	98			174
Harrison	89	72	161	83	67	107	69	176	146	109			255
Jackson	99	99	198	114	103	114	112	226	136	123			259
Latta	44	90	134	46	91	46	106	152	65	146			211
Paulding	142	146	288	163	188	206	257	463	278	341			619
Washington	168	144	312	153	127	148	144	292	166	147			318
Totals	1527	1431	2963	1874	1356	1469	1564	3033	1820	1840			3699

ELECTION STATISTICS.

353

PERRY COUNTY.

Townships and Wards.	President, 1880.		Total.	Governor, 1881.		Sec'y of State, 1882.		Total.	Governor, 1883.				Total.
	James A. Garfield.	Winfield S. Hancock.		Charles Foster.	John W. Bookwalter.	Charles Townsend.	James W. Newman.		Joseph B. Foraker.	George Hoadly.	Ferdinand Schumacher.	Charles Jenkins.	
Bearfield	106	101	207	90	88	86	74	162	105	99	204
Clayton	153	131	284	143	183	122	98	219	144	119	265
Coal	360	292	752	177	367	240	198	572	308	285	51	641
Harrison	219	131	352	176	107	176	89	267	203	118	323
Hopewell	117	163	284	117	161	86	144	333	115	180	286
Jackson	154	260	414	137	240	143	215	359	155	254	409
Madison	114	68	182	94	66	89	51	142	102	102	204
Monroe	234	243	497	501	292	505	274	863
Rendville Precinct.	282	152	3	423
Corning	333	292	628
Monday Creek	137	215	354	131	180	101	143	246	153	194	351
Pike	278	398	685	263	391	201	317	619	300	368	1	675
Pleasant	109	81	193	129	73	129	79	211	146	70	218
Reading	293	418	757	294	412	277	373	662	365	427	4	742
Salt Lick	357	294	795	296	289	184	165	465	347	232	59	641
Thorn	100	359	461	116	329	105	293	401	118	345	471
Totals	2676	3187	6252	2634	3128	2534	2511	5421	3116	3221	1	117	6489

PICKAWAY COUNTY.

Townships and Wards.	President, 1880.		Total vote.	Governor, 1881.		Sec'y of State, 1882.		Total vote.	Governor, 1883.				Total vote.
	James A. Garfield.	Winfield S. Hancock.		Charles Foster.	John W. Bookwalter.	Charles Townsend.	James W. Newman.		Joseph B. Foraker.	George Hoadly.	Ferdinand Schumacher.	Charles Jenkins.	
Circleville
1st Ward	84	167	251	74	151	71	168	239	69	169	245
2d "	109	212	321	147	200	141	219	363	147	223	2	377
3d "	197	206	403	163	200	165	229	397	149	249	1	399
4th "	75	120	195	64	116	64	107	171	69	119	189
5th "	121	152	274	100	147	113	146	261	114	154	2	271
Circleville	35	91	127	32	83	33	77	110	31	88	119
Darby	180	164	345	162	110	129	96	227	180	126	1	307
Deer Creek	184	208	392	141	177	149	167	331	178	184	9	372
Harrison	143	248	393	123	217	133	235	369	164	254	3	424
Jackson	147	154	301	117	129	106	130	236	122	162	284
Madison	41	188	231	38	146	33	135	170	88	162	200
Monroe	223	212	435	188	207	168	183	359	197	228	7	432
Muhlenberg	174	94	270	153	91	169	71	231	165	87	254
Perry	288	149	437	237	130	207	118	333	267	150	1	421
Pickaway	163	208	372	143	156	127	150	277	134	188	324
Salt Creek	201	231	433	156	175	148	171	320	166	214	384
Scioto	209	341	550	172	238	178	245	427	184	307	4	498
Walnut	176	213	389	144	203	136	186	322	146	209	357
Washington	39	263	303	37	214	29	199	228	35	237	272
Wayne	61	134	196	59	97	56	100	163	61	120	3	184
Totals	2910	3753	6678	2450	3187	2344	3132	5534	2616	3630	33	6318

PIKE COUNTY.

Townships and Wards.	President, 1880.		Total vote.	Governor, 1881.		Sec'y of State, 1882.		Total vote.	Governor, 1883.				Total vote.
	James A. Garfield.	Winfield S. Hancock.		Charles Foster.	John W. Bookwalter.	Charles Townsend.	James W. Newman.		Joseph B. Foraker.	George Hoadly.	Ferdinand Schumacher.	Charles Jenkins.	
Beaver	46	121	173	35	105	40	107	150	51	118	1	172
Benton	122	190	312	111	159	112	152	265	117	164	281
Camp Creek	77	121	189	72	114	78	90	168	85	118	214
Jackson	272	198	424	226	108	175	125	313	223	158	384
Mifflin	69	210	279	46	173	59	172	224	62	214	279
Marion	105	109	216	88	88	87	84	180	109	85	206
Newton	175	115	291	155	118	134	121	264	161	150	314
Pee Pee	203	425	628	170	380	150	378	565	204	432	657
Pebble	188	159	359	166	144	159	152	334	187	161	349
Perry	88	98	190	75	74	84	70	154	85	77	173
Seal	189	139	340	158	130	166	117	314	180	151	12	355
Scioto	123	81	204	102	72	115	72	190	108	106	214
Sunfish	39	186	226	27	168	29	139	170	44	169	218
Union	50	100	152	51	94	45	76	124	54	91	150
Totals	1756	2192	3963	1482	1927	1424	1855	3415	1699	2204	33	13	3967

PORTAGE COUNTY.

Townships and Wards.	President, 1880.		Total vote.	Governor, 1881.		Sec'y of State, 1882.		Total vote.	Governor, 1883.				Total vote.
	James A. Garfield.	Winfield S. Hancock.		Charles Foster.	John W. Bookwalter.	Charles Townsend.	James W. Newman.		Joseph B. Foraker.	George Hoadly.	Ferdinand Schumacher.	Charles Jenkins.	
Atwater	182	108	305	155	67	125	82	219	166	101	17	2	286
Aurora	117	67	184	119	51	82	59	143	104	74	1	179
Brinfield	90	197	287	70	169	57	173	231	71	179	1	253
Charlestown	133	45	178	111	39	111	31	144	125	45	2	172
Deerfield	198	64	271	152	56	127	50	183	164	84	18	296
Edinburg	143	85	231	111	62	98	56	159	116	81	5	3	205
Franklin	471	439	965	408	392	338	367	777	436	389	15	29	876
Freedom	165	65	230	147	45	122	47	176	140	57	6	204
Garrettsville	191	76	271	152	64	150	64	243	171	75	29	276
Hiram	196	146	345	141	114	108	115	224	138	138	5	282
Manqua	168	177	349	148	127	130	139	283	154	159	22	346
Nelson	152	112	265	128	89	99	85	198	112	105	20	237
Palmyra	140	151	291	107	128	95	129	226	163	156	1	321
Paris	132	47	179	105	37	95	29	126	121	45	1	167
Randolph	222	179	402	195	133	159	165	337	187	191	15	383
Ravenna	595	454	1077	524	384	449	461	938	562	506	15	6	1086
Rootstown	169	141	316	126	117	116	111	235	137	153	3	1	265
Shalersville	135	152	289	109	121	92	101	193	117	125	1	243
Streetsboro	99	99	201	107	77	87	80	169	100	91	6	200
Suffield	104	259	264	91	204	86	208	295	97	235	332
Windham	188	80	270	159	72	164	77	253	184	82	5	271
Totals	3990	3147	7270	3365	2548	2890	2629	5752	3565	3084	188	41	6899

PREBLE COUNTY.

Townships and Wards.	President, 1880.		Total vote.	Governor, 1881.		Sec'y of State, 1882.		Total vote.	Governor, 1883.				Total vote.
	James A. Garfield.	Winfield S. Hancock.		Charles Foster.	John W. Bookwalter.	Charles Townsend.	James W. Newman.		Joseph B. Foraker.	George Hoadly.	Ferdinand Schumacher.	Charles Jenkins.	
Dixon	162	106	270	139	98	113	71	195	150	111	6	269
Gasper	110	96	206	98	88	85	71	157	110	86	197
Gratis—													
West Elkton Precinct.	149	56	236	139	47	100	50	188	119	52	40	215
Winchester " ..	157	129	289	122	104	111	108	223	116	130	5	253
Harrison—													
Lewisburg Precinct.....	162	172	351	148	141	127	149	323	173	178	23	373
West Sonora.....	137	148	288	111	136	104	128	286	119	158	3	290
Israel.....	328	89	417	258	59	230	59	300	285	92	11	388
Jackson.....	198	151	346	177	125	136	103	244	182	146	332
Jefferson.....	283	250	543	200	221	242	189	455	270	245	23	540
Lanier	160	257	418	141	234	126	201	333	149	242	5	397
Monroe	213	230	471	197	207	168	172	398	219	213	37	469
Somers.....	394	191	585	337	165	300	159	467	335	189	13	569
Twin	157	335	493	133	266	125	274	421	140	299	10	449
Washington.....	583	501	1089	545	495	545	495	1061	559	593	14	1171
Totals	3183	2711	6006	2805	2386	2512	2229	4997	2926	2734	100	5871

PUTNAM COUNTY.

Townships and Wards.	President, 1880.		Total vote.	Governor, 1881.		Sec'y of State, 1882.		Total vote.	Governor, 1883.				Total vote.
	James A. Garfield.	Winfield S. Hancock.		Charles Foster.	John W. Bookwalter.	Charles Townsend.	James W. Newman.		Joseph B. Foraker.	George Hoadly.	Ferdinand Schumacher.	Charles Jenkins.	
Blanchard	149	275	426	105	212	97	212	313	126	260	1	391
Greensburg	72	146	218	37	126	41	130	172	61	160	221
Jackson	47	190	237	24	138	27	163	190	43	191	234
Jennings.....	188	250	339	60	197	63	225	308	89	271	360
Liberty.....	108	228	337	88	194	73	181	279	122	267	389
Monroe.....	71	86	161	52	45	44	54	98	91	110	1	204
Monterey.....	48	237	285	23	197	14	234	248	23	200	285
Ottawa—													
East Precinct.....	125	337	463	98	320	119	313	438	136	378	511
West ".....	15	246	264	13	217	11	206	218	11	245	256
Palmer.....	61	128	189	40	90	60	119	180	85	226	312
Perry.....	130	108	238	106	74	117	118	235	149	109	260
Pleasant.....	357	360	725	286	296	263	258	532	353	354	11	718
Riley.....	97	124	261	72	105	70	89	161	93	160	256
Sugar Creek.....	167	160	320	156	93	153	162	260	182	182	316
Union.....	125	173	298	103	149	118	124	244	123	159	242
Van Buren—													
North Precinct.....	74	173	248	43	145	82	162	214	72	203	9	285
South ".....	117	198	326	103	145	86	171	294	146	256	409
Totals	1851	3417	5905	1431	2743	1413	2861	4384	1905	3738	22	6	5692

RICHLAND COUNTY.

Townships and Wards.	President, 1880.			Governor, 1881.		Sec'y of State, 1882.	Governor, 1883.						
	James A. Garfield.	Winfield S. Hancock.	Total.	Charles Foster.	John W. Bookwalter.	Charles Townsend.	James W. Newman.	Total.	Joseph B. Forker.	George Hoadly.	Ferdinand Schumacher.	Charles Jenkins.	Total.
Blooming Grove	114	197	311	77	165	93	186	294	93	165	5	263
Butler	127	85	212	108	75	114	76	192	109	89	4	204
Oass	229	183	424	197	167	172	186	412	192	157	15	397
Franklin	66	175	241	55	152	52	149	291	62	158	220
Jackson	73	162	235	64	150	83	149	212	59	139	218
Jefferson	302	295	598	209	278	221	262	560	234	297	58	563
Madison	194	262	456	166	245	173	237	417	189	251	5	449
Mifflin	62	161	223	48	127	48	147	194	53	142	4	199
Monroe	157	282	439	163	253	153	252	409	159	261	5	430
Perry	79	111	192	69	92	65	78	146	73	92	3	170
Plymouth—													
North Precinct.....	156	112	271	109	97	100	101	235	126	117	11	253
South "	77	75	152	52	58	49	60	117	62	66	1	130
Sandusky	56	157	213	32	87	43	92	135	49	102	152
Sharon	404	334	738	359	304	313	326	639	334	373	5	713
Springfield	207	190	398	186	361	173	167	361	173	185	6	372
Troy	164	195	359	150	184	135	177	313	147	190	4	344
Washington	167	216	383	153	207	151	198	354	152	203	12	363
Weller	160	118	278	127	89	128	119	268	143	117	13	273
Worthington	153	339	493	142	442	170	300	442	140	310	10	462
Wanshid—													
1st Ward	356	192	550	331	158	347	179	529	363	222	5	597
2d "	306	326	632	255	292	251	364	628	321	378	15	714
3d "	220	331	552	184	322	194	341	546	233	367	6	609
4th "	203	357	560	177	337	172	366	541	207	369	5	606
Totals	4032	4985	8930	3417	4282	3378	4515	8167	3678	4928	180	8738

ROSS COUNTY.

Townships and Wards.	President, 1880.			Governor, 1881.		Sec'y of State, 1882.	Governor, 1883.						
	James A. Garfield.	Winfield S. Hancock.	Total vote.	Charles Foster.	John W. Bookwalter.	Charles Townsend.	James W. Newman.	Total vote.	Joseph B. Forker.	George Hoadly.	Ferdinand Schumacher.	Charles Jenkins.	Total vote.
Buckskin	319	251	207	188	303	292	509	303	221	9	541
Colerain	210	206	188	184	188	223	415	207	225	435
Concord	431	333	397	274	355	310	709	424	318	6	752
Deerfield	213	153	184	106	209	131	342	198	135	394
Franklin	125	115	115	82	121	61	183	117	100	217
Green	244	234	222	236	209	243	461	265	264	531
Harrison	124	141	104	119	100	115	216	120	128	247
Huntington	193	311	170	265	178	281	444	205	310	517
Jefferson	117	101	108	86	97	90	191	108	111	219
Liberty	143	217	132	206	140	206	348	147	221	371
Paint	135	120	107	79	96	106	205	123	131	1	255
Paxton	252	242	229	184	219	242	460	227	257	487
Scioto—													
East Precinct.....	128	72	104	77	85	85	170	95	108	208
West "	80	89	72	82	64	91	156	69	98	167
Springfield—													
East Precinct.....	75	93	68	74	59	80	140	68	92	161
West "	42	98	38	78	30	80	110	37	84	111

ROSS COUNTY—Concluded.

Townships and Wards.	President, 1880.			Governor, 1881.			Sec'y of State, 1882.			Governor, 1883.				
	James A. Garfield.	Winfield S. Hancock.	Total.	Charles Foster.	John W. Bookwalter.	Total.	Charles Townsend.	James W. Newnan.	Total.	Joseph B. Foraker.	George Hoadly.	Ferdinand Schumacher.	Charles Jenkins.	Total.
	Twin Union—	288	279	251	222	266	266	582	263	254	3	521
North Precinct	59	65	61	47	61	62	123	63	57	119	
South " "	292	205	236	195	221	217	439	239	227	467	
Chillicothe—														
1st Ward	144	229	124	216	110	252	364	129	263	399	
2d " "	259	209	221	207	183	245	429	220	221	443	
3d " "	219	189	208	156	180	177	366	211	188	398	
4th " "	247	197	209	165	196	242	443	238	227	406	
5th " "	294	240	245	230	223	271	495	247	279	528	
6th " "	105	166	80	187	78	195	271	88	209	296	
Totals	4734	4551	4175	3954	4003	4453	8517	4405	4728	18	1	9119	

SANDUSKY COUNTY.

Townships and Wards.	President, 1880.			Governor, 1881.			Sec'y of State, 1882.			Governor, 1883.				
	James A. Garfield.	Winfield S. Hancock.	Total vote.	Charles Foster.	John W. Bookwalter.	Total vote.	Charles Townsend.	James W. Newnan.	Total vote.	Joseph B. Foraker.	George Hoadly.	Ferdinand Schumacher.	Charles Jenkins.	Total vote.
	Ballville	209	282	489	173	248	188	214	415	176	255	8	439
Bellevue Precinct	86	85	171	92	71	97	86	184	101	103	204	
Green Creek	471	317	854	412	299	362	322	748	434	357	55	13	850	
Helena Precinct	48	65	115	
Jackson	199	188	389	140	159	170	133	305	180	139	329	
Madison	193	255	448	139	245	168	248	416	165	257	422	
Rice	55	153	208	38	138	39	130	169	44	156	200	
Riley	100	269	370	83	211	67	203	280	81	249	7	1	338	
Sandusky	157	220	388	131	195	134	181	318	135	240	375	
Scott	147	202	352	111	143	130	155	288	140	154	9	306	
Townsend	202	170	380	153	168	126	144	294	179	174	18	373	
Washington	175	378	578	117	326	168	332	510	172	320	5	497	
Woodville	93	275	373	62	215	71	261	334	71	282	353	
York	225	137	370	155	107	123	83	217	182	124	13	3	323	
Fremont—														
1st Ward	157	81	245	140	106	167	86	254	162	120	285	
2d " "	122	213	347	133	208	118	207	323	84	251	2	338	
3d " "	140	203	344	97	241	94	209	305	98	252	353	
4th " "	207	180	406	172	180	176	182	366	153	219	389	
Stem Town Precinct	121	43	169	98	43	88	46	142	114	53	1	169	
Totals	3059	3640	6881	2446	3338	2486	3222	5873	2719	3770	110	27	6649	

SCOTTO COUNTY.

President, 1882.	Governor, 1881.		Sec'y of State, 1882.		Total vote.	Governor, 1883.				Total vote.
	Charles Foster.	John W. Bookwalter.	Charles Townsend.	James W. Newnan.		Joseph B. Foraker.	George Hoadly.	Ferdinand Schumacher.	Charles Jenkins.	
James A. Garrison	123	90	206	179	425	296	170	1	5	472
William H. Hancock	90	198	91	192	300	145	268	7	7	422
	132	105	125	118	245	118	131	1	1	262
	174	114	160	121	290	173	140	7	1	318
	131	79	121	82	204	148	108	1	4	257
	51	98	57	54	115	87	86	1	1	156
	154	84	148	84	274	170	114	82	4	316
	128	59	101	57	164	164	41	1	1	206
	119	61	125	92	219	121	77	1	1	198
	81	72	62	118	180	75	108	1	1	196
	243	167	223	167	443	261	204	5	1	472
	124	214	129	269	401	117	252	1	1	369
	271	149	274	193	470	274	184	1	1	460
	153	176	146	202	348	156	173	1	1	332
	189	129	186	172	359	207	146	1	1	358
	217	147	228	188	420	276	157	1	1	434
	262	134	272	176	450	323	176	1	1	490
	74	78	65	82	147	87	88	1	1	175
	55	143	51	182	235	54	178	1	1	231
	105	98	109	81	196	96	99	1	1	201
	112	117	119	137	256	103	127	1	1	239
	135	85	116	107	226	130	107	1	1	233
	3224	2553	3114	3073	6387	3561	3134	14	51	6776

SENECA COUNTY.

President, 1882.	Governor, 1881.		Sec'y of State, 1882.		Total vote.	Governor, 1883.				Total vote.	
	Charles Foster.	John W. Bookwalter.	Charles Townsend.	James W. Newnan.		Joseph B. Foraker.	George Hoadly.	Ferdinand Schumacher.	Charles Jenkins.		
James A. Garrison	145	90	128	94	206	94	159	1	1	258	
William H. Hancock	43	62	40	72	130	79	55	1	1	136	
	333	85	312	74	324	338	90	344	1	434	
	1579	232	195	221	203	463	262	233	5	511	
	242	143	184	135	196	340	156	211	1	370	
	190	185	142	168	142	329	197	179	3	387	
	216	116	186	126	212	340	184	212	3	356	
	59	121	48	119	48	174	142	56	24	222	
	80	48	55	37	60	102	57	69	2	130	
	190	222	189	284	213	502	266	215	7	496	
	238	97	171	71	190	263	71	192	1	263	
	238	474	212	455	271	737	467	304	24	794	
	162	113	118	134	111	269	157	138	3	334	
	199	145	169	151	174	327	160	204	6	370	
	228	209	194	207	209	419	201	211	13	428	
	253	115	200	116	203	324	123	238	3	367	
	325	76	273	94	288	383	92	302	2	396	
	193	104	202	115	223	350	136	230	3	376	
	218	82	220	161	209	372	169	225	2	397	
	236	121	260	157	279	436	168	204	1	468	
	197	99	204	123	196	322	144	237	2	354	
	264	75	282	103	273	381	115	283	2	407	
	317	191	285	174	291	483	197	329	10	536	
	245	3205	4273	3391	4481	3050	3677	4910	113	52	8776

SHELBY COUNTY.

Townships and Wards.	President, 1880.		Total vote.	Governor, 1881.		Sec'y of State, 1882.		Total vote.	Governor, 1883.				Total vote.	
	James A. Garfield.	Winfield S. Hancock.		Charles Foster.	John W. Bookwalter.	Charles Townsend.	James W. Newnan.		Joseph B. Foraker.	George Hoody.	Ferdinand Schumacher.	Charles Jenkins.		
Clinton	586	600	1186	535	554	516	548	1065	105	152			268	
Cynthian	87	253	340	68	215	59	175	234	101	233			334	
Dinsmore	125	362	489	90	298	77	315	392	109	394			509	
Franklin	108	151	260	104	114	98	132	230	116	158			274	
Green	156	201	358	127	153	100	126	239	152	184			336	
Jackson	135	271	406	78	202	103	200	303	130	268			398	
Loramie	108	275	386	76	210	84	196	291	97	259			356	
McLean	22	323	345	18	234	16	269	285	16	316			332	
Orange	117	90	217	114	86	102	79	190	122	108			230	
Perry	172	143	315	139	108	134	106	261	171	145			319	
Salem	204	189	393	176	173	120	62	184	170	224			394	
Sidney—														
1st Ward									101	128				229
2d "									176	134				310
3d "									103	84				187
4th "									132	148				280
Turtle Creek	188	126	314	134	97	158	194	252	164	125			289	
Vnn Buren	110	331	441	82	173	68	178	245	97	250			348	
Washington	156	105	264	108	68	94	60	155	120	88			212	
Totals	2274	3320	5616	1844	2685	1729	2640	4317	2182	3398			5754	

STARK COUNTY.

Townships and Wards.	President, 1880.		Total vote.	Governor, 1881.		Sec'y of State, 1882.		Total vote.	Governor, 1883.				Total vote.	
	James A. Garfield.	Winfield S. Hancock.		Charles Foster.	John W. Bookwalter.	Charles Townsend.	James W. Newnan.		Joseph B. Foraker.	George Hoody.	Ferdinand Schumacher.	Charles Jenkins.		
Bethlehem	190	363	555	164	335	155	344	505	198	431			629	
Canton	256	297	559	225	257	234	293	537	206	369			679	
Canton—														
1st Ward	455	453	928	415	458	185	247	445	201	281	1			487
2d "	380	263	648	349	251	157	197	364	203	249		5		457
3d "	173	239	415	198	214	190	331	543	223	360		12		507
4th "	310	441	761	320	448	176	216	404	212	260		12		484
5th "						207	241	471	261	280	2	13		557
6th "						147	172	376	227	211	1	35		473
7th "						266	193	472	297	238	2	3		541
Jackson	172	258	437	141	209	112	239	352	130	278				407
Lake	185	336	521	165	295	146	293	439	166	343				514
Lawrence—														
Fulton Precinct	285	245	532	279	218	258	231	520	275	269	8			546
Lawrence "	118	57	179	119	51	120	60	184	103	81				184
Youngstown Hills	103	60	171	102	56	68	66	137	66	65		2		133
Lexington—														
North Alliance Prec't.	299	192	536	228	147	219	178	441	277	250	3	23		555
South "	485	209	737	420	168	461	212	751	520	257	19	31		840
Lima	112	32	167	95	22	84	24	131	118	37		6		175
Maxwell—														
1st Ward	218	161	379	200	151	191	176	368	230	203				433
2d "	205	136	347	198	136	263	149	354	209	203				412
3d "	514	281	578	316	224	291	279	574	335	324				660
4th "	90	152	242	78	143	77	161	239	69	180				258
Marlboro	261	196	469	220	145	198	167	390	250	211	21	1		485
Nimishillen	271	432	706	201	369	182	398	606	278	452	1			737
Oenaburg—														
Oenaburg Precinct	157	190	347	184	179	124	158	292	153	201				354
Mapleton "	132	60	192	116	53	115	52	168	114	70				184
Paris—														
Minerva Precinct	192	128	320	158	117	167	119	291	166	129	2			298
Paris "	89	220	310	70	185	73	223	296	80	245				326

STARK COUNTY—Concluded.

Townships and Wards.	President, 1880.		Total vote.	Governor, 1881.		Sec'y of State, 1882.	Total vote.	Governor, 1883.				Total vote.	
	James A. Garfield.	Winfield S. Hancock.		Charles Foster.	John W. Bookwalter.			Charles Townsend.	James W. Newman.	Joseph B. Foraker.	George Hoody.		Ferdinand Schumacher.
Perry—													
Massillon Precinct.....	140	208	347	188	168	125	157	284	119	190			310
Richville ".....	51	123	174	48	103	49	108	158	54	109			168
Pike.....	255	85	340	238	67	223	78	307	242	126			368
Plain.....	212	840	559	166	312	181	349	534	226	886			630
Sandy.....	197	101	298	193	82	201	88	292	208	94			392
Sugar Creek.....	336	222	559	301	187	305	199	508	379	264			651
Tuscarawas.....	847	312	666	314	281	286	253	543	306	283			596
Washington—													
Freiburg Precinct.....	109	131	241	101	114	82	129	212	97	140			239
Mt. Union ".....	159	61	220	121	54	133	52	205	142	76			239
Totals.....	7264	6965	14467	6526	6199	6394	6820	13683	7437	8154	74	170	15687

SUMMIT COUNTY.

Townships and Wards.	President, 1880.		Total vote.	Governor, 1881.		Sec'y of State, 1882.	Total vote.	Governor, 1883.				Total vote.	
	James A. Garfield.	Winfield S. Hancock.		Charles Foster.	John W. Bookwalter.			Charles Townsend.	James W. Newman.	Joseph B. Foraker.	George Hoody.		Ferdinand Schumacher.
Akron—													
1st Ward.....	507	270	795										
" " A.....				180	85	218	108	388	240	104	19	1	361
" " B.....				279	168	227	221	477	240	230	25	3	497
2d ".....	446	223	691										
" " A.....				132	106	126	130	275	130	159	9	6	309
" " B.....				231	79	245	99	378	300	101	30	4	437
3d ".....	300	286	664										
" " A.....				121	79	134	92	238	132	108	9	4	291
" " B.....				273	206	274	248	549	308	280	14	6	610
4th ".....	336	344	716										
" " A.....				129	148	129	212	362	152	234	10	10	407
" " B.....				217	178	188	241	453	248	252	28	3	529
5th ".....	299	220	539										
" " A.....				266	204	306	305	629					
" " B.....									195	179	7	1	386
6th ".....	288	85	390						167	143	8	4	323
Bath.....	244	51	284	252	66	243	95	355	253	120	15	14	402
Boston.....	173	144	324	138	109	153	126	304	131	161	28	5	263
Copley.....	197	104	304	138	90	118	92	227	139	109	28		277
Coventry.....	203	269	502	125	204	141	215	413	180	267	6	10	479
Cuyahoga Falls.....	414	119	535	408	142	368	141	525	379	206	5	8	599
Franklin.....	161	316	508	124	246	116	253	396	145	280	18	6	430
Green.....	218	220	438	127	155	87	161	333	128	205	64		397
Hudson.....	261	147	413	210	114	174	120	311	259	148	12		391
Northfield.....	174	92	366	128	87	136	74	226	156	104	4		285
Northampton.....	129	123	259	75	90	77	97	185	104	96	7	6	213
Norton.....	164	229	395	152	194	161	210	395	177	215	14	7	443
Portage.....	250	243	533	216	219	203	235	480	244	290	22	5	560
Richfield.....	239	45	286	184	30	195	41	240	221	27			269
Springfield.....	252	292	500	196	248	187	248	460	209	259	11	3	489
Stow.....	161	88	252	109	71	110	65	189	124	80	18	1	232
Tallmadge.....	292	61	357	232	69	200	83	301	226	94	6	1	323
Twinsburgh.....	123	80	204	88	86	83	79	185	128	89	2		221
Totals.....	5890	4071	10215	4915	3516	4748	4035	9485	5463	4647	424	105	10705

ELECTION STATISTICS.

TRUMBULL COUNTY.

Townships and Wards.	President, 1880.		Total vote.	Governor, 1881.		Sec'y of State, 1882.		Total vote.	Governor, 1883.				Total vote.
	James A. Garfield.	Winfield S. Hancock.		Charles Foster.	John W. Bookwalter.	Charles Townsend.	James W. Newman.		Joseph B. Foraker.	George Hoadly.	Ferdinand Schumacher.	Charles Jenkins.	
Bazetta	112	77	196	92	57	82	54	140	96	76	6	189	
Cortland Precinct.....	182	44	177	103	19	79	25	145	98	86	7	167	
Bloomfield.....	171	80	201	123	26	88	22	118	109	54	170	
Braceville.....	186	73	285	125	49	79	61	166	131	73	15	223	
Bristol.....	249	70	327	201	54	127	51	213	172	65	41	283	
Brookfield.....	232	180	448	135	122	98	268	168	182	24	355	
Champion.....	119	100	228	101	86	93	87	190	107	101	3	222	
Farmington.....	252	45	302	190	47	164	42	258	204	72	21	306	
Fowler.....	195	62	259	152	46	96	47	164	165	67	10	242	
Greene.....	175	51	235	141	33	126	30	184	142	49	9	211	
Gustavus.....	224	28	285	172	21	141	22	195	178	40	21	245	
Hartford.....	189	75	286	148	60	132	62	205	176	83	7	269	
Orangeville Precinct.....	48	14	62	29	11	25	7	43	32	12	10	54	
Hubbard.....	138	69	206	124	57	110	63	184	138	69	4	213	
Hubbard.....	379	302	625	177	186	168	215	418	206	243	17	471	
Coalburg Precinct.....	150	73	232	94	30	91	56	152	89	49	5	148	
Johnston.....	152	71	226	95	42	82	42	142	141	53	10	205	
Kinsman.....	237	67	313	198	40	198	43	250	193	71	9	284	
Liberty.....	314	111	456	153	71	108	46	257	185	122	49	357	
Girard Precinct.....	180	106	291	136	61	127	68	231	175	107	7	291	
Lordstown.....	72	127	201	54	100	60	92	157	70	122	4	196	
Mecca.....	196	73	271	146	54	116	51	179	76	50	6	132	
East Mecca Precinct.....	90	15	3	109	
Mesopotamia.....	184	25	218	148	20	102	19	128	145	27	13	189	
Newton.....	193	183	380	188	149	168	154	326	178	189	368	
Southington.....	151	91	243	100	74	86	72	172	129	91	2	222	
Vernon.....	192	58	258	129	38	110	31	154	131	66	12	218	
Vienna.....	265	117	406	180	58	126	69	238	197	82	20	299	
Weatherfield.....	629	308	954	411	221	341	265	640	506	336	11	855	
Mineral Ridge Precinct.....	268	67	359	190	44	137	46	239	249	73	5	331	
Warren.....	146	139	287	120	110	103	117	223	106	134	241	
Warren—	
1st Ward.....	335	62	399	273	57	302	56	366	310	80	2	394	
2d ".....	296	170	470	288	131	257	183	450	247	218	1	469	
3d ".....	135	70	212	123	56	114	70	193	131	77	1	212	
Totals.....	6796	3148	10242	5012	2106	4260	2374	7386	5472	3164	389	9135	

TUSCARAWAS COUNTY.

Townships and Wards.	President, 1880.		Total vote.	Governor, 1881.		Sec'y of State, 1882.		Total vote.	Governor, 1883.				Total vote.
	James A. Garfield.	Winfield S. Hancock.		Charles Foster.	John W. Bookwalter.	Charles Townsend.	James W. Newman.		Joseph B. Foraker.	George Hoadly.	Ferdinand Schumacher.	Charles Jenkins.	
Auburn.....	67	218	285	46	188	38	178	217	46	200	246	
Bucks.....	20	232	252	24	195	10	191	201	32	248	280	
Clay.....	142	138	281	129	123	118	108	224	136	137	273	
Dover.....	379	625	1021	341	612	301	544	853	351	646	1004	
Fairfield.....	84	84	180	63	71	59	47	108	82	85	178	
Franklin.....	103	159	263	85	146	74	128	202	101	146	247	
Goshen.....	661	527	1197	602	524	480	523	1027	
" Precinct No. 1.....	51	126	177	
" " 2.....	272	235	510	
" " 3.....	243	265	510	
" " 4.....	117	73	198	
Jefferson.....	48	230	278	50	195	40	198	239	42	219	264	
Lawrence.....	196	161	384	188	161	115	224	348	169	207	390	

TUSCARAWAS COUNTY—Concluded.

Townships and Wards.	President, 1880.		Total vote.	Governor, 1881.		Sec'y of State, 1882.		Total vote.	Governor, 1883.				Total vote.
	James A. Garfield.	Winfield S. Hancock.		Charles Foster.	John W. Bookwalter.	Charles Townsend.	James W. Newman.		Joseph B. Forsaker.	George Hoadly.	Ferdinand Schumacher.	Charles Jenkins.	
Mill—													
Uhrichtsville Precinct.	645	262	925	496	193	474	227	757	587	292	916
Dennison Precinct.....	175	199	383	133	156	111	180	311	188	231	4	425
Oxford.....	241	232	475	168	197	197	186	384	188	231	26	1	459
Perry.....	117	136	253	81	110	71	94	175	93	121	216
Rush.....	149	105	254	125	86	96	65	160	137	100	237
Salem.....	180	300	480	117	233	107	211	319	130	261	7	404
Sandy.....	172	163	335	136	155	140	115	258	174	180	1	357
Sugar Creek.....	67	252	323	57	200	56	165	225	76	241	323
Union.....	135	82	167	104	25	73	29	106	118	30	149
Warren.....	100	92	208	86	74	82	62	158	107	98	10	216
Warwick.....	168	158	325	146	134	124	134	258	147	141	298
Washington.....	84	148	232	60	130	49	101	153	70	135	206
Wayne.....	89	211	301	72	174	74	162	237	75	211	300
York.....	66	160	227	60	145	48	129	179	71	167	240
Totals.....	4096	4844	9044	3374	4126	2676	3989	7114	3819	5026	42	19	8663

UNION COUNTY.

Townships and Wards.	President, 1880.		Total vote.	Governor, 1881.		Sec'y of State, 1882.		Total vote.	Governor, 1883.				Total vote.
	James A. Garfield.	Winfield S. Hancock.		Charles Foster.	John W. Bookwalter.	Charles Townsend.	James W. Newman.		Joseph B. Forsaker.	George Hoadly.	Ferdinand Schumacher.	Charles Jenkins.	
Allen.....	241	102	343	190	72	177	82	260	221	81	1	307
Claibourne.....	465	233	705	371	171	331	193	610	454	268	55	779
Darby.....	149	155	307	125	123	114	139	255	127	160	5	294
Dover.....	102	138	240	96	109	96	119	231	114	128	8	251
Jackson.....	153	165	320	130	137	89	127	260	149	158	24	331
Jerome.....	216	133	376	163	131	182	111	305	199	146	15	1	363
Leesburg.....	221	161	389	184	121	207	150	378	253	146	14	414
Liberty.....	225	146	372	192	126	163	104	277	203	130	8	341
Mill Creek.....	50	132	193	82	149	37	112	179	42	118	16	176
Paris.....	516	421	948	481	304	465	431	938	552	460	20	1036
Taylor.....	293	115	324	162	84	142	91	256	209	113	15	337
Union.....	243	161	404	197	133	195	119	321	244	157	3	406
Washington.....	215	64	281	193	49	200	41	249	218	71	5	296
York.....	303	90	394	247	68	221	79	318	309	101	2	413
Totals.....	3302	2236	5506	2763	1827	2619	1898	4837	3294	2237	191	1	6743

ELECTION STATISTICS.

363

VAN WERT COUNTY.

Townships and Wards.	President, 1880.		Total vote.	Governor, 1881.		Sec'y of State, 1882.		Total vote.	Governor, 1883.			Total vote.
	James A. Garfield.	Winfield S. Hancock.		Charles Foster.	John W. Bookwalter.	Charles Townsend.	James W. Newman.		Joseph B. Foraker.	George Hoadly.	Ferdinand Schumacher.	
Harrison.....	114	206	320	96	192	102	192	294	122	214	336
Hoaglin.....	128	137	265	124	145	136	159	296	160	197	357
Jennings.....	162	112	274	125	77	150	77	229	185	114	301
Jackson.....	77	97	174	66	92	81	103	184	87	122	210
Liberty.....	155	176	331	161	176	166	190	356	173	199	394
Pleasant.....	170	134	304	161	142	165	134	299	189	152	341
Ridge.....	217	151	368	194	148	179	123	302	210	166	378
Tully.....	118	234	352	113	232	118	237	355	145	261	407
Union.....	91	154	245	88	128	88	135	221	105	190	299
Van Wert—												
1st Ward.....	147	89	237	146	92	146	93	242	170	110	286
2d ".....	116	83	199	111	88	104	58	163	113	90	205
3d ".....	161	96	257	174	79	167	77	247	188	96	285
4th ".....	174	110	284	170	124	160	108	268	188	129	317
Willshire.....	258	175
East Precinct.....	128	113	239	143	135	279
West ".....	105	46	151	102	62	163
Washington.....	201	455	658	197	429	207	434	643
East Precinct.....	48	206	255
Middlepoint Precinct.....	105	100	206	99	99	111	94	206	124	98	224
Delphos—												
3d Ward.....	102	175	282
4th ".....	111	85	196
York.....	240	62	302	247	61	246	62	309	263	79	342
Totals.....	2634	2571	5215	2506	2458	2525	2435	4961	2908	2900	2	5867

VINTON COUNTY.

Townships and Wards.	President, 1880.		Total vote.	Governor, 1881.		Sec'y of State, 1882.		Total vote.	Governor, 1883.			Total vote.
	James A. Garfield.	Winfield S. Hancock.		Charles Foster.	John W. Bookwalter.	Charles Townsend.	James W. Newman.		Joseph B. Foraker.	George Hoadly.	Ferdinand Schumacher.	
Brown.....	116	124
N. W. Precinct.....	60	37	53	25	82	62	39	101
S. E. ".....	55	74	42	66	109	38	60	99
Clinton.....	181	227	153	234	146	200	353	187	137	424
Eagle.....	64	137	69	116	54	100	155	69	123	192
Elk.....	233	203	214	204	226	190	417	225	192	418
Harrison.....	100	134	68	106	59	101	160	92	148	240
Jackson.....	146	133	142	113	123	114	238	132	125	257
Knox.....	95	91	70	81	87	96	189	114	97	211
Madison.....	211	252	194	238	155	236	400	161	250	416
Richland.....	159	205	165	191	129	191	324	138	215	353
Swan.....	163	101	163	107	194	103	301	185	80	265
Vinton.....	48	179	44	158	71	159	230	68	173	244
Wilkesville—												
East Precinct.....	123	32	115	34	110	32	142	115	86	151
West ".....	61	166	55	157	50	153	205	73	176	250
Totals.....	1700	1992	3696	1579	1838	1499	1769	3305	1659	1851	3621

WARREN COUNTY.

Townships and Wards.	President, 1880.		Total vote.	Governor, 1881.		Sec'y of State, 1882.		Total vote.	Governor, 1883.				Total vote.
	James A. Garfield.	Winfield S. Hancock.		Charles Foster.	John W. Bookwalter.	Charles Townsend.	James W. Newman.		Joseph B. Foraker.	George Hoadly.	Ferdinand Schumacher.	Charles Jenkins.	
Clear Creek—													
Ridgeville Precinct.....	158	150	306	116	137	113	140	254	114	149			268
Springboro ".....	298	168	454	234	139	239	147	392	243	158			408
Deerfield.....	260	290	541	215	238	205	233	451	213	243			457
Franklin.....	621	361	989	542	326	493	354	849	534	387			931
Hamilton.....	401	292	693	313	156	296	183	483	382	207			543
Harlan.....	233	284	517	175	211	155	205	382	195	248	2		445
Massie.....	340	47	387	282	39	263	39	304	268	64	8		342
Salem.....	289	219	511	257	175	253	198	454	262	19	3		467
Turtle Creek.....	1051	397	1455	996	271	977	363	1382					
East Precinct.....									563	178	6		748
West ".....									372	225	2		602
Union.....	178	119	295	165	81	140	79	221	156	89			245
Washington.....	221	120	341	186	91	167	99	266	178	128			308
Wayne.....	531	217	749	447	178	434	201	642	445	236			689
Totals.....	4565	2564	7148	3928	2042	3735	2241	6040	3875	2509	21		6444

WASHINGTON COUNTY.

Townships and Wards.	President, 1880.		Total vote.	Governor, 1881.		Sec'y of State, 1882.		Total vote.	Governor, 1883.				Total vote.
	James A. Garfield.	Winfield S. Hancock.		Charles Foster.	John W. Bookwalter.	Charles Townsend.	James W. Newman.		Joseph B. Foraker.	George Hoadly.	Ferdinand Schumacher.	Charles Jenkins.	
Adams.....	193	227	420	177	211	150	216	367	152	226		1	379
Aurelius—													
Macksburgh Precinct.	50	16	74	41	15	44	12	60	58	16		8	68
Elba ".....	77	46	123	58	40	54	39	98	60	50			113
Barlow.....	213	76	289	181	63	184	60	244	191	72			264
Belpre.....	144	123	267	108	90	93	80	179	141	107	3	2	254
Belpre Village.....	149	103	274	145	78	142	93	266	142	101	18	15	276
Decatur.....	207	112	321	166	85	160	80	244	164	99	4		287
Dunham.....	77	123	201	62	89	68	102	174	75	115	3		193
Fairfield.....	63	105	169	49	80	54	80	148	53	96	4	1	154
Fearing.....	104	196	300	85	179	79	191	270	87	191			278
Fultonberg.....	52	55	107	43	55	89	60	106	86	71			107
Grandview.....	173	366	541	142	258	128	303	433	158	328	5	2	493
Harmar Village.....	246	114	365	227	115	206	145	355	221	130	1		352
Independence.....	63	249	323	41	185	49	203	256	55	244	1		301
Lawrence.....	144	166	310	119	137	96	99	195	101	121			223
Cow Run Precinct.....	91	61	152	76	53	93	78	172	95	100	6		202
Liberty.....	186	151	341	147	113	157	136	298	182	142			327
L. Muskingum Prec't.....	167	83	254	149	76	141	90	231	154	108	1		264
Ludlow.....	44	191	235	39	145	47	159	224	47	201			255
Marietta—													
1st Ward.....	215	184	391	199	176	182	212	397	186	203			392
2d ".....	282	157	440	253	163	237	168	405	244	176			419
3d ".....	189	193	372	193	185	165	220	385	169	212			382
Muskingum.....	140	183	273	126	107	123	141	264	120	148			268
Newport.....	244	267	524	188	210	200	211	444	210	220	9	21	460
Palmer.....	90	47	137	80	31	83	39	125	86	40			127
Salem.....	189	199	388	162	185	163	184	347	175	198			373
Warren.....	180	234	418	156	192	132	208	340	144	248			394
Waterford.....	311	181	502	284	168	260	160	435	287	191	7	3	497
Watertown.....	145	246	423	214	213	100	225	351	120	270	8	18	408
Wesley.....	283	58	341	224	39	284	40	281	244	48	8	2	302
Totals.....	4711	4452	8903	4044	3735	3863	4050	8094	4165	4472	70	73	8907

WAYNE COUNTY.

Townships and Wards.	President, 1880.		Total vote.	Governor, 1881.		Sec'y of State, 1882.		Total vote.	Governor, 1883.				Total vote.
	James A. Garfield.	Winfield S. Hancock.		Charles Foster.	John W. Bookwalter.	Charles Townsend.	James W. Newman.		Joseph B. Foraker.	George Hoadly.	Ferdinand Schumacher.	Charles Jenkins.	
Baughman—													
1st Precinct.....	131	68	199	103	61	110	61	188	189	72	2	213
2d ".....	97	73	170	81	64	82	74	169	106	82	188
3d ".....	128	141	270	117	127	99	149	254	116	165	281
Canaan—													
1st Precinct.....	199	198	396	168	172	168	185	378	94	79	2	176
2d ".....	140	68	209	118	54	115	62	187	134	75	210
3d ".....	137	121	2	261
Chester.....	250	233	484	214	205	198	186	415	232	232	474
Chippewa.....	283	409	672	307	376	281	359	632	267	408	4	680
Clinton.....	245	263	508	210	222	171	207	450	214	254	20	489
Congress—													
1st Precinct.....	209	172	223	178	156	170	149	353	194	191	386
2d ".....	115	107	383	106	97	100	106	208	111	112	225
East Union.....	187	290	498	167	226	148	219	399	192	254	1	450
Franklin.....	154	214	370	134	194	126	180	319	145	197	2	345
Green—													
1st Precinct.....	213	126	343	146	88	192	92	301	192	116	5	2	320
2d ".....	173	208	381	160	187	127	192	334	161	211	3	375
Milton.....	145	239	391	115	213	101	205	323	142	242	14	398
Paint.....	71	248	320	66	201	57	190	274	70	233	305
Plain.....	298	223	511	238	172	203	153	453	260	194	9	476
Salt Creek—													
1st Precinct.....	153	104	258	129	91	126	92	231	143	111	2	258
2d ".....	89	119	158	33	100	29	96	138	37	105	143
Sugar Creek.....	194	239	433	148	194	153	207	392	216	263	481
Wayne.....	207	233	448	165	185	147	175	375	187	229	9	7	434
Wooster.....	193	159	295	132	144	128	145	285	137	167	304
Wooster—													
1st Ward.....	165	244	412	119	154	110	166	289	117	184	301
2d ".....	291	197	490	243	169	245	183	469	300	171	2	475
3d ".....	122	145	269	92	125	102	132	250	116	141	261
4th ".....	112	111	228	95	91	88	100	262	97	112	212
5th ".....	33	105	39	95	136	44	105	149
Totals.....	4424	4819	9289	3817	4183	3615	4160	8424	4300	4826	77	9	9264

WILLIAMS COUNTY.

Townships and Wards.	President, 1880.		Total vote.	Governor, 1881.		Sec'y of State, 1882.		Total vote.	Governor, 1883.				Total vote.
	James A. Garfield.	Winfield S. Hancock.		Charles Foster.	John W. Bookwalter.	Charles Townsend.	James W. Newman.		Joseph B. Foraker.	George Hoadly.	Ferdinand Schumacher.	Charles Jenkins.	
Brady.....	328	134	462	289	111	274	103	395	326	137	3	3	469
Bridgewater.....	184	138	342	162	100	130	78	244	160	147	1	12	321
Center.....	192	201	400	172	164	167	155	350	194	215	1	8	419
Florence.....	237	281	522	188	215	162	198	411	269	299	17	525
Jefferson.....	154	216	375	125	188	132	148	282	164	201	1	366
Madison.....	231	191	433	185	177	190	155	355	198	221	8	422
Mill Creek.....	109	138	256	96	139	91	154	254	98	178	6	284
Northwest.....	162	113	352	131	107	125	83	281	138	128	1	59	327
Pulaski.....	568	498	1076	536	430	452	394	892	527	499	5	6	1039
St. Joseph.....	230	213	482	215	229	181	213	423	207	258	5	7	479
Superior.....	237	225	472	249	193	200	165	409	275	293	7	10	588
Springfield.....	251	248	496	230	206	185	221	423	235	250	1	2	489
Totals.....	2881	2596	5658	2888	2257	2289	2072	4719	2781	2826	24	134	5728

WOOD COUNTY.

Townships and Wards.	President, 1880.		Total vote.	Governor, 1881.		Sec'y of State, 1882.		Total vote.	Governor, 1883.				Total vote.
	James A. Garfield.	Winfield S. Hancock.		Charles Foster.	John W. Bookwalter.	Charles Townsend.	James W. Newman.		Joseph B. Foraker.	George Hoadly.	Ferdinand Schumacher.	Charles Jenkins.	
Bloom.....	271	181	459	296	162	231	156	402	277	192	2	9	481
Center.....	836	121	485	282	101	320	109	465	317	153	6	15	494
Freedom.....	164	243	409	155	213	153	219	365	165	235	400
Henry.....	190	219	411	169	184	159	190	370	188	169	20	402
Jackson.....	114	93	309	101	55	120	94	224	149	114	10	1	273
Lake—													
Millbury Precinct.....	111	161	282	58	96	54	112	205	77	124	14	7	172
Wallbridge ".....	107	77	192	68	82	80	63	148	100	73	3	177
Liberty.....	183	121	305	166	88	170	99	287	120	134	2	322
Middleton.....	197	188	400	162	140	158	183	350	177	207	3	3	329
Milton.....	186	288	490	156	207	162	238	420	179	271	9	467
Montgomery.....	330	242	573	286	207	238	181	468	282	225	25	543
Perry.....	233	113	348	138	88	180	106	274	234	116	5	353
Perrysburg.....	424	481	910	285	363	332	468	805	349	537	3	869
Plain—													
East Precinct.....	257	97	362	248	83	230	107	351	251	96	6	6	360
West Precinct.....	89	27	121	65	20	62	28	86	64	33	4	106
Portage.....	191	122	319	182	97	161	185	314	175	191	3	368
Ross.....	80	58	140	54	41	56	54	110	68	65	3	1	187
Troy.....	83	229	315	73	153	87	211	288	104	225	3	1	338
Washington.....	223	106	327	194	78	175	81	217	184	112	5	301
Webster.....	168	96	280	153	72	157	93	272	161	110	14	10	295
Weston—													
Grand Rapids Prec't.....	172	73	247	140	63	153	75	237	188	93	2	263
Weston.....	201	117	355	158	95	168	107	337	184	114	15	23	338
Totals.....	4305	3441	7949	3578	2659	3626	3074	7006	4061	3619	158	90	7888

WYANDOT COUNTY.

Townships and Wards.	President, 1880.		Total vote.	Governor, 1881.		Sec'y of State, 1882.		Total vote.	Governor, 1883.				Total vote.
	James A. Garfield.	Winfield S. Hancock.		Charles Foster.	John W. Bookwalter.	Charles Townsend.	James W. Newman.		Joseph B. Foraker.	George Hoadly.	Ferdinand Schumacher.	Charles Jenkins.	
Antrim.....	72	63	135	57	66	58	50	106	63	72	135
Crane.....	169	193	365	144	177	130	150	288	154	107	351
Crawford.....	296	299	596	230	237	225	223	448	290	278	8	561
Eden.....	124	117	271	86	115	81	122	205	105	144	251
Jackson.....	64	130	194	53	69	34	93	127	63	132	195
Kirby Precinct.....	121	88	279	50	165	45	149	194	72	201	274
Mareelles.....	144	185	309	111	77	106	57	159	124	77	301
Miflin.....	120	134	255	101	109	87	108	194	108	148	256
Nevada Precinct.....	270	231	503	240	204	182	185	369	216	212	433
Pitt.....	144	185	332	108	165	112	122	239	122	184	7	313
Richland.....	152	195	349	135	164	137	154	283	145	214	361
Ridge.....	67	80	141	49	68	33	56	89	41	75	137
Salem.....	81	215	296	59	173	51	151	202	214	102	6	278
Syracuse.....	194	73	274	158	79	192	59	252	214	102	325
Tymochtee.....	175	239	414	126	204	129	170	299	156	230	386
Upper Sandusky—													
1st Ward.....	107	226	344	92	237	95	237	332	101	279	381
2d ".....	182	283	475	164	265	161	283	424	192	296	489
Totals.....	2896	2981	5401	1968	2644	1850	2347	4220	2241	3066	21	5336

EDUCATIONAL STATISTICS.

STATE COMMON SCHOOL FUND.

The following statement shows the payments of the State Common School Fund to _____ as compared with receipts, and exhibiting excess of payments or receipts, for fiscal year ending November 15, 1883; also the enumeration of youth between six and twenty-one years of age, taken in the month of September, 1883, being the basis upon which the State Common School fund is to be distributed in 1884:

Counties.	Payments to counties.	Receipts from counties.	Excess of payments to counties.	Excess of receipts from counties.	Number of youth between 6 and 21 years.
Adams	\$12,757 50	\$5,717 91	\$7,039 59	8,517
Allen	16,852 50	13,148 60	3,703 90	11,382
Ashland	10,941 00	13,248 01	\$2,307 01	7,490
Ashtabula	15,903 00	17,047 11	1,144 11	10,864
Athens	14,541 00	7,251 49	7,289 51	9,797
Auglaize	14,122 50	8,707 03	5,415 47	9,382
Belmont	25,752 00	22,025 71	3,726 29	17,558
Brown	16,152 00	10,402 18	5,749 82	10,673
Butler	21,637 50	30,553 04	8,915 54	13,583
Carroll	8,256 00	9,727 71	1,471 71	5,390
Champaign	13,255 50	20,919 39	7,663 89	8,802
Clarke	21,240 00	29,978 53	8,738 53	15,167
Clermont	17,404 50	13,205 36	4,199 14	11,322
Clinton	11,682 00	14,567 91	2,885 91	7,673
Columbiana	24,087 00	22,574 49	1,512 51	16,285
Coshocton	12,877 50	13,014 59	137 09	8,621
Crawford	15,100 50	17,102 11	2,001 61	10,348
Cuyahoga	106,167 00	100,016 28	6,150 72	68,069
Darke	20,488 50	21,580 74	1,092 24	13,793
Defiance	11,658 00	6,612 31	5,045 69	7,695
Delaware	12,811 50	17,018 04	4,206 54	8,618
Erie	17,352 00	13,881 36	3,470 64	11,135
Fairfield	16,392 00	19,134 41	2,742 41	10,844
Fayette	9,765 00	14,148 21	4,383 21	6,403
Franklin	41,257 50	54,660 25	13,402 75	27,890
Fulton	10,156 50	6,899 78	3,256 72	6,762
Gallia	14,877 00	7,426 61	7,450 39	9,860
Geauga	5,604 00	7,700 24	2,096 24	3,806
Greene	13,927 50	21,582 27	7,654 77	9,342
Guernsey	14,175 00	10,264 69	3,910 31	9,323
Hamilton	169,299 00	196,887 03	27,588 03	104,424
Hancock	13,834 50	14,322 63	488 13	9,301
Hardin	14,170 50	10,404 61	3,765 89	9,281
Harrison	9,964 50	12,218 69	2,254 19	6,358
Henry	11,574 50	5,337 59	6,236 41	7,825
Highland	14,929 50	16,283 57	1,354 07	9,690
Hocking	11,433 00	5,740 44	5,692 56	7,688
Holmes	10,557 00	8,741 90	1,815 10	6,966
Huron	14,670 00	18,402 71	3,732 71	9,904
Jackson	13,713 00	5,076 01	8,636 99	9,640
Jefferson	16,738 50	16,805 59	67 09	11,620
Knox	12,156 00	16,204 43	4,048 43	8,139
Lake	6,997 50	10,786 95	3,789 45	4,654
Lawrence	21,124 50	8,483 49	12,641 01	13,727

PAYMENTS OF THE STATE COMMON SCHOOL FUND, ETC.—Continued.

Counties.	Payments to counties.	Receipts from counties.	Excess of payments to counties.	Excess of receipts from counties.	Number of youth between 6 and 21 years.
Licking	\$19,918 50	\$27,845 66	\$7,927 16	12,207
Logan	12,802 50	15,921 79	3,119 29	8,384
Lorain	16,804 50	18,097 86	1,293 36	11,193
Lucas	36,864 00	36,966 46	102 46	25,527
Madison	9,463 50	15,010 82	5,547 32	6,252
Mahoning.....	23,017 50	19,368 58	\$3,648 92	16,078
Marion	10,137 00	13,354 20	3,217 20	7,192
Medina	9,681 00	12,527 18	2,846 18	6,257
Meigs.....	16,341 00	8,121 37	8,219 63	11,094
Mercer.....	12,655 50	7,085 87	5,569 63	8,526
Miami.....	18,708 50	22,834 49	4,130 99	11,985
Monroe.....	14,061 00	5,626 65	8,434 35	9,389
Montgomery.....	35,941 50	47,622 34	11,680 84	23,500
Morgan.....	9,580 50	7,817 13	1,763 37	6,343
Morrow.....	8,523 00	12,758 92	4,235 92	5,595
Muskingum.....	24,253 50	27,062 73	2,809 23	15,927
Noble.....	10,813 50	6,482 92	4,330 58	7,246
Ottawa.....	10,671 00	6,434 00	4,237 00	7,259
Paulding.....	8,239 50	2,717 55	5,521 95	5,811
Perry.....	14,857 50	9,378 53	5,478 97	10,076
Pickaway.....	13,930 50	19,585 21	5,654 71	9,152
Pike.....	9,804 00	5,395 40	4,408 60	6,487
Portage.....	12,213 00	16,228 69	4,015 69	8,033
Preble.....	11,535 00	17,491 29	5,956 29	7,515
Putnam.....	13,749 00	7,012 86	6,736 14	9,120
Richland.....	16,930 50	22,035 08	5,104 58	11,174
Ross.....	20,035 50	21,640 62	1,605 12	13,272
Sandusky.....	15,148 50	15,997 78	50 72	9,487
Scioto.....	18,198 00	10,389 43	7,808 57	12,729
Seneca.....	18,364 50	21,525 78	3,161 28	11,974
Shelby.....	12,556 50	11,735 13	821 37	8,085
Stark.....	34,441 50	33,452 18	989 32	23,632
Summit.....	21,067 50	23,001 85	1,934 35	14,199
Trumbull.....	21,000 00	18,637 12	2,362 88	13,377
Tuscarawas.....	20,829 00	16,675 59	4,153 41	13,943
Union.....	11,073 00	11,039 16	33 84	7,370
Van Wert.....	12,768 00	6,866 54	5,901 46	8,375
Vinton.....	9,343 50	3,850 99	5,492 51	5,986
Warren.....	12,771 00	19,270 79	6,499 79	8,118
Washington.....	22,813 50	12,595 19	10,218 31	14,666
Wayne.....	20,760 00	24,049 36	3,289 36	13,184
Williams.....	11,557 50	8,545 20	3,012 30	7,390
Wood.....	17,983 50	12,739 20	5,244 30	12,030
Wyandot.....	11,424 00	11,380 38	43 62	7,489
Totals.....	\$1,621,981 50	\$1,609,087 87	\$211,190 41	\$198,296 78	1,068,200

UNIVERSITIES, COLLEGES, AND OTHER PRIVATE EDUCATIONAL INSTITUTIONS IN OHIO, SEPTEMBER 1, 1883.

Name of Institution.	Location.	President or Principal.	When founded.	Endowment.
Ohio State University	Columbus.....	Rev. William H. Scott.....	1870	By act of Congress.
Ohio University	Athens.....	Chas. W. Super (acting).....	1804	By U. S. and State grants.
Denison University.....	Granville.....	Alfred Owen.....	1831	Investment of \$307,236.
Ohio Wesleyan University	Delaware	Rev. C. H. Payne, L.L. D.....	1842	Donations and scholarships.
Urbana University	Urbana	Rev. Frank Sewall.....	1851	Investment of \$65,000.
Baldwin University.....	Beres.....	A. Schuyler.....	1845	Invested funds and lands.
Otterbein University.....	Westerville.....	Rev. H. A. Thompson, D. D.....	1847	Contributions.
University of Wooster.....	Wooster.....	Rev. Sylvester F. Scovel.....	1866	Ohio Presbyterian churches.
National Normal University.....	Lebanon.....	Alfred Holbrook.....	1855	No endowment.
Adelbert College of West'n Reserve University.....	Cleveland.....	Carroll Cutler.....	1826	Private liberality.
Marietta College	Marietta.....	Israel Ward Andrews.....	1834	Private benevolence.
Kenyon College	Gambier	Wm. B. Bodine.....	1833	Investment of \$272,805.
Oberlin College	Oberlin	James H. Fairchild, D. D.....	1833	Private funds, \$80,000.
Oberlin College, Department of Theology	"	"	1831	No endowment.
Bachtel College.....	Cincinnati	Rev. J. I. Coghlan.....	1870	Invested funds and real estate.
Wittenberg College	Akron.....	O. Cone.....	1844	Contributions.
German Wallace College	Springfield	S. A. Ort, D. D.....	1864	Contributions.
St. Joseph College	Berea.....	Rev. William Nast, D. D.....	1872	No endowment.
Heidelberg College	Cincinnati.....	Rev. P. J. Hurth.....	1850	Investment of \$100,000.
Harlem Springs College	Tiffin	Rev. Geo. W. Willard, D. D.....	1857	No endowment.
Hiram College.....	Harlem Springs.....	John R. Steeves, A. M.....	1850	Donations and bequests.
Muskingum College.....	Hiram.....	G. H. Laughlin.....	1837	Investment of \$28,000.
Ohio Central College.....	New Concord.....	Rev. F. M. Spencer.....	1854	No endowment.
Beverly College.....	Iberia.....	Rev. John P. Robb, A. M.....	1842	Request.
Beverly College.....	Beverly.....	R. J. Smith.....	1842	

EDUCATIONAL STATISTICS.

Farmers' College.....	College Hill	P. V. N. Myers.....	1846	From scholarships, \$64,000.
Oxford Female College	Oxford	Rev. F. L. Walker	1853	No endowment.
Granville Female College.....	Granville	Rev. F. B. Hervey, A. M.....	1827	
Glendale Female College	Glendale	Rev. L. D. Potter, D. D.....	1854	No endowment.
Hillsboro Female College	Hillsboro.....	Rev. John F. Lloyd, A. M.....	1854	Endowment partial.
Western Female Seminary	Oxford.....	Helen Peabody	1853	
Lake Erie Female Seminary.....	Painesville	Miss Mary Evans.....	1856	No endowment.
Cooper Academy for Young Ladies	Dayton	James A. Robert.....	1842	
Bartholomew School for Young Ladies	Cincinnati	Geo. K. Bartholomew, A. M.....	1875	Private gifts.
Theological Seminary, Diocese of Ohio.....	Gambier	Rt. Rev. G. T. Bedell, D. D.....	1824	Investment of \$25,000.
Heidelberg Theological Seminary.....	Tiffin.....	Rev. J. H. Good, D. D.....	1850	Investment of \$65,000.
United Presbyterian Theological Seminary	Xenia	Rev. James Harper.....	1794	Partial—Invested funds.
Union Biblical Seminary.....	Dayton.....	Rev. Lewis Davis, D. D.....	1871	Contributions.
St. Mary's Theological Seminary.....	Cleveland	N. A. Moses.....	1849	Contributions.
Theo. Seminary, Ev. Lutheran synod of Ohio.....	Columbus	Rev. M. Loy.....	1830	Subscriptions.
Goshen Seminary.....	Goshen	C. M. Riggs.....	1860	Invested funds, \$16,000.
Poland Union Seminary.....	Poland	H. J. Clark, A. M.....	1862	
St. Mary's Institute	Dayton.....	Rev. George Meyer	1850	
New Lyme Institute	South New Lyme.....	Jacob Tuckerman.....	1880	
Harcourt-Place School	Gambier	Rev. A. B. Putnam, Rector.....	1851	No endowment.
Northwestern Ohio Normal School.....	Ada.....	H. S. Lehr.....	1871	No endowment.
Smithville Normal School.....	Smithville	J. B. Eberly, A. M.....	1865	
Fostoria Academy	Fostoria	Rev. Win. T. Jackson, Ph. D.....	1879	Donations—\$17,000.
Gallia Academy	Gallipolis	J. J. Allison	1818	Bequest.
Miami Medical College.....	Cincinnati	Wm. Cleadenin, M. D., Dean.....	1856	No endowment.
Medical Department University of Wooster.....	Cleveland	Leander Firestone, M.D., Dean.....	1861	No endowment.
Columbus Medical College	Columbus	D. N. Kinsman, Dean.....	1875	\$12,000 for hospital.
Eclectic Medical Institute.....	Cincinnati.....	John M. Scudder, Dean.....	1845	No endowment.
Fulte Medical College.....	"	J. D. Buck, M. D.....	1872	No endowment.
Homeopathic Hospital College	Cleveland	J. C. Sanders, Dean.....	1853	No endowment.
Ohio College of Dental Surgery.....	"	Henry A. Smith, Dean.....	1845	No endowment.
Law School of Cincinnati College.....	"	Jacob D. Cox, President.....	1833	No endowment.

¹ Re-opened September 19, 1868.
 NOTE.—Circulars were sent out to all the Universities, Colleges, etc., in the State, asking for statistics. Only those given above have responded.

UNIVERSITIES, COLLEGES, AND OTHER PRIVATE EDUCATIONAL INSTITUTIONS—Continued.

Name of institution.	Number faculty.	No. regular instructors.	Students in attendance.			Graduates last commencement.	Whole number graduates.	Students from other States.	Yearly expense to students, excluding boarding.	Volumes in library.	Value of buildings and grounds.	Value of library, cabinets, etc.
			Males.	Females.	Totals.							
Ohio State University.....	16	20	323	39	362	13	49	16	\$15	2,402	\$450,000	\$50,000
Ohio University.....	7	11	125	125	4	345	9 to 42	6,000	10,000	10,000
Denison University.....	11	11	182	182	4	260	25	28 to 37	14,000	96,000	10,000
Ohio Wesleyan University.....	17	25	465	318	783	53	1,000	83	29	11,136	250,000	50,000
Urbana University.....	4	8	40	42	82	38	14	75	5,500	19,500	8,500
Baldwin University.....	10	10	122	80	202	20	272	5	18	2,300	60,000	8,000
Otterbein University.....	8	12	114	102	216	21	249	38	30	1,400	50,000	5,500
University of Wooster.....	7	17	341	161	502	38	315	127	36 to 53	8,800	130,000	20,000
National Normal University.....	25	20	2,000	100	39	5,000	125,000	12,000
Adelbert College of West'n Reserve Univ'ty..	8	9	71	6	77	13	509	9	39	11,000	46,000	10,000
Marietta College.....	9	8	61	61	12	546	18	54	30,800	100,000	28,000
Kenyon College.....	13	20	168	168	8	600	85	20,000	250,000	250,000
Oberlin College.....	42	60	703	790	1,493	43	2,124	597	30	16,000
Oberlin College, Department of Theology.....	8	6	40	40	11	379	27	15	20,000	35,000
St. Xavier College.....	20	15	284	284	9	165	25	70	16,000	100,000	50,000
Buchtel College.....	14	167	147	314	1	75	34	40	3,500	150,000	9,100
Wittenberg College.....	11	10	171	21	192	12	325	20	31	8,000	60,000	10,000
German Wallace College.....	6	4	80	11	91	7	46	15	1,000	53,000	10,000
St. Joseph College.....	13	13	200	200	6	54	20	60	2,500
Heidelberg College.....	6	6	53	16	69	22	228	10	30	5,000	40,000	8,000
Harlem Springs College.....	5	9	36	33	69	17	3	40	100	6,000	100
Hiram College.....	9	9	118	108	226	10	83	3	30	8,300	50,000	10,000
Muskingum College.....	9	10	121	62	183	9	207	3	27 to 33	1,000	16,000	2,000
Ohio Central College.....	4	3	36	41	76	7	58	24	10,000	10,000	1,000
Beverly College.....	2	65	50	115	23	5,000

EDUCATIONAL STATISTICS.

Farmers' College.....	8	6	35	39	74	5	144	1	18	2,500	20,000	6,000
Oxford Female College.....	8	8	117	117	5	190	50	1,000	20,000	2,000
Granville Female College.....	9	126	126	7	249	3	36	25,000
Glendale Female College.....	11	11	79	79	6	146	53	30 to 50	3,000	75,000	5,000
Hillsboro Female College.....	8	8	203	203	22	447	186	170	3,558	40,000	500
Hillsboro Female Seminary.....	16	15	143	143	12	217	52	175	2,000	116,000	7,600
Western Female Seminary.....	20	16	100	131	7	6	100	1,800	150,000
Lake Erie Female Seminary.....	12	12	* 31	136	136	7	35	30	50 to 150	40,000	5,000
Cooper Academy for Young Ladies.....	16	12
Bartholomew School for Young Ladies.....	5	5	9	9	180	3
Theological Seminary, Diocese of Ohio.....	2	2	13	13	4	130	4	3	3,000	5,000
Heidelberg Theological Seminary.....	2	4	21	21	9	700	12	4,000	12,000
United Presbyterian Theological Seminary.....	4	4	38	5	43	11	60	23	5	600	20,000
Union Biblical Seminary.....	4	14	80,000
St. Mary's Theological Seminary.....	4	4	30	30	29	20	4,000	80,000
Theo. Seminary, Ev. Lutheran Synod of Ohio.....	4	4	40	40	14
Goshen Seminary.....	2	2	36	66	9	2	30	20	1,500	100
Poland Union Seminary.....	4	4	60	61	121	6	13	28	1,000	20,000	2,000
St. Mary's Institute.....	17	17	220	220	220	50	4,000
New Lyme Institute.....	5	5	153	108	261	4	7	18 to 24	100	15,000
Harcourt Place School.....	5	5	33	33	3	8
Northwestern Ohio Normal School.....	4	27	1,474	603	2,077	48	192	109	45	3,500	52,000	8,000
Smithville Normal School.....	4	4	108	67	175	3	25 to 28	600	20,000	1,000
Fostoria Academy.....	6	6	110	98	208	8	15	7	27	750	30,000	1,700
Gallia Academy.....	2	2	700	15,000	700
Miami Medical College.....	10	20	126	126	48	1,100	80	100	35,000	10,000
Medical Department University of Wooster.....	16	15	56	1	59	17	430	18	130	150	15,000	500
Columbus Medical College.....	12	16	118	5	123	46	375	63	109	15,000	3,000
Electric Medical Institute.....	8	8	218	7	225	63	2,592	178	90	80,000	2,500
Fulte Medical College.....	12	12	61	8	69	33	462	75	1,000	50,000	7,000
Homeopathic Hospital College.....	12	13	140	10	150	50	1,300	35	75	2,000	25,000	2,500
Ohio College of Dental Surgery.....	6	10	69	1	70	28	26	100	500	15,000	2,000
Law School of Cincinnati College.....	6	6	124	124	55	2,500	18	70	2,728	10,000

* Boys' annex.

† Including library, etc.

‡ Including boarding.

SUMMARY OF THE NUMBER OF TEACHERS EMPLOYED IN THE PUBLIC SCHOOLS, AND THE AVERAGE MONTHLY SALARY OF TEACHERS IN THE RESPECTIVE STATES AND TERRITORIES.

[From the report of U. S. Commissioner of Education, 1881.]

States.	Number of teachers.		Average monthly salary.	
	Male.	Female.	Male.	Female.
Alabama	3,042	1,656	(a\$22 98)	
Arkansas	1,688	481	(b)	(b)
California	1,198	2,539	\$79 50	\$64 74
Colorado	245	556	78 50	55 15
Connecticut	c680	c2,432	60 69	35 37
Delaware	d222	d305	de31 49	de27 56
Florida.....	f675	f420	(g40 00)	
Georgia	(6,128)		f50 00	f30 00
Illinois	8,438	13,695	44 17	35 31
Indiana	(13,418)		38 40	33 20
Iowa	6,546	15,230	32 56	27 25
Kansas	3,533	4,675	30 21	23 77
Kentucky	4,195	2,715	(h23 87)	
Louisiana	773	811	(31 50)	
Maine	2,557	4,683	35 99	22 28
Maryland.....	1,319	1,861	(f41 06)	
Massachusetts	1,134	7,727	85 54	38 49
Michigan	4,024	10,448	36 98	25 78
Minnesota.....	1,811	3,760	36 52	28 62
Mississippi.....	3,572	2,486	(30 07)	
Missouri	f6,068	f4,379	ij35 00	ij30 00
Nebraska.....	1,813	2,746	36 50	32 50
Nevada	44	132	99 50	74 76
New Hampshire.....	559	3,026	32 63	21 77
New Jersey.....	926	2,560	51 07	32 68
New York	7,669	23,157	(42 24)	
North Carolina.....	3,627	1,375	(k22 25)	
Ohio	11,453	12,517	37 00	28 00
Oregon	591	748	42 26	31 72
Pennsylvania	9,359	11,993	33 66	29 03
Rhode Island.....	l253	l1,034	76 00	41 89
South Carolina	1,904	1,345	25 45	24 48
Tennessee.....	5,393	1,487	(26 59)	
Texas	n3,083	n1,278	(o)	(o)
Vermont	678	3,741	29 78	16 84
Virginia	3,208	2,184	29 18	24 92
West Virginia.....	3,079	1,208	27 96	28 70
Wisconsin	2,721	7,198	p35 39	p25 21
Total number of teachers in States	(285,970)			
Arizona	(102)		84 06	68 19
Dakota.....	346	687	33 00	26 00
District of Columbia.....	35	425	91 13	61 27
Idaho	(175)		65 00	50 00
Montana.....	59	118	79 88	57 47
New Mexico.....	q128	q36	(q30 67)	
Utah	270	295	r35 00	r22 00
Washington	114	205	s2 56	s37 50
Wyoming.....	q31	q39	(q60 23)	

SUMMARY OF THE NUMBER OF TEACHERS EMPLOYED, ETC.—Continued.

Counties.	Number of teachers.		Average monthly salary.	
	Male.	Female.	Male.	Female.
Indian—				
Cherokees.....				
Chickasaws.....				
Choctaws.....			\$7.00	\$7.00
Creeks.....				
Seminoles.....			\$7.00	\$7.00
Total number teachers in Territory.....	5,000			
Grand total.....	28,150			

a For white teachers; for colored teachers the average salary is reported as \$32.15.

b Average salary of male teachers of the first grade is \$7.60; of female teachers, \$6.50. In the second grade the salaries are \$24.30 and \$17.00, respectively; in the third grade, \$21.50 and \$20.15, respectively.

c Estimated.

d For white schools; in schools for colored children there were 36 teachers unclassified as to sex.

e The average monthly salary for colored teachers is \$22.

f In 1896.

g In 1879.

A For white schools in the counties; the average for teachers in graded schools for whites in the cities is \$71.35. In public high schools, \$85.57.

i In 1879.

j In graded schools the average salary of men, in 1879, was \$67; of women, \$58.

k For white teachers; for colored teachers the average salary is \$23.52.

l Includes evening school reports.

m In 1860.

n In counties the average salary of white male teachers, in 1890, was \$36; of white females, \$28; in cities, in 1900, the salaries were, respectively, \$47 and \$37; for colored males, in counties, \$20; for colored females, \$25; in cities, respectively, \$33 and \$32.

p In counties; in cities the average salary of males is \$36.65; of females \$26.35.

q United States census of 1890.

SUMMARY OF SCHOOL AGE, POPULATION, ENROLLMENT, ETC., IN THE STATES AND TERRITORIES.

[From the Report of United States Commissioner of Education for 1881.]

States and Territories.	School age.	School population.	Number between 6 and 16 years of age.	Number enrolled in public schools.	Average daily attendance.	Average duration of school in days.
Alabama	7-21	a422,739	176,259	115,316	80
Arkansas	6-21	272,841	98,744
California	5-17	211,237	163,855	105,541	115
Colorado	6-21	40,804	31,618	26,000	14,649	89
Connecticut	4-16	143,745	c119,745	119,381	d76,028	180
Delaware	6-21	37,285	29,122	e153
Florida f.....	4-21	88,677	39,315	27,046
Georgia	6-18	a461,016	244,197	149,908
Illinois	6-21	1,002,222	701,627	425,858	149
Indiana	6-21	714,343	503,855	306,301	135
Iowa	5-21	594,730	c380,626	431,513	254,088	148
Kansas	5-21	348,179	249,034	139,776	117
Kentucky	g6-20	553,638	e238,440	e149,226	f102
Louisiana	6-18	a271,414	62,370	f45,628	100
Maine.....	4-21	213,927	150,067	99,500	118
Maryland.....	5-20	a319,201	158,909	79,739
Massachusetts	5-15	312,680	325,239	233,108	178
Michigan	5-20	518,294	371,743	h219,328	154
Minnesota	5-21	300,923	177,278	79,901	100
Mississippi	5-21	419,963	237,288	160,064	778
Missouri	f6-20	f723,484	f476,376	fh219,132	b100
Nebraska	5-21	152,824	100,776	65,504	110
Nevada	6-18	10,533	8,329	5,406	140.4
New Hampshire	5-15	j60,899	63,235	43,943	97.15
New Jersey	5-18	335,631	203,542	110,052	190
New York.....	5-21	1,662,122	1,021,282	559,399	178
North Carolina.....	6-21	468,072	240,716	142,820	k48
Ohio	6-21	1,063,337	811,253	744,758	468,141	155
Oregon	4-20	61,641	34,498	25,196	86
Pennsylvania.....	6-21	j1,422,377	931,749	599,057	146.96
Rhode Island.....	l5-15	53,077	m44,920	m28,836	186
South Carolina.....	6-16	j262,279	j262,279	133,458	73.33
Tennessee	6-21	545,875	283,468	180,509	70
Texas.....	n8-14	n230,527	n186,786	no73
Vermont	5-20	j99,463	74,646	49,700	124
Virginia	5-21	556,665	384,600	239,046	134,487	117.5
West Virginia.....	6-21	213,191	164,374	145,203	91,266	99
Wisconsin	4-20	491,358	300,122	190,878	175.6
Total for States	15,661,213	9,737,176	5,595,329
Arizona	6-21	j9,571	3,844	n2,847	e109
Dakota	5-21	38,815	25,451
District of Columbia.	lc6-17	j43,558	j40,654	27,299	20,730	190
Idaho	5-21	7,520	6,080	4,127	150
Montana	4-21	9,895	5,112	2,800	110
New Mexico.....	7-18	j29,255	j4,755	j3,150
Utah	6-18	42,353	26,772	18,682	140
Washington	4-21	23,899	14,754	p11,275	g100
Wyoming	7-21	j4,112	j2,907	j1,920

SUMMARY OF SCHOOL AGE, POPULATION, ENROLLMENT, ETC.—Continued.

States and Territories.	School age.	School population.	Number between 6 and 16 years of age.	Number enrolled in public schools.	Average daily attendance.	Average duration of school in days.
Indian:						
Cherokees		3,715		3,048	1,792	180
Chickasaws		900		650	270	180
Choctaws		2,600		1,460	1,260	200
Creeks		1,700		799		180
Seminoles		400		226	174	180
Total for Territories		218,293		123,157	69,027	
Grand total.....		15,879,506		9,860,333	5,664,356	

a United States Census of 1880.

b In 1879.

c Estimated by the State superintendent.

d For the winter term.

e For white schools only.

f In 1880.

g For colored population the school age is from 6 to 16.

h Estimated by the Bureau on the basis of estimates furnished in previous years by the State superintendent.

i In the country; 138 in cities.

j United States Census of 1880.

k Six months only of 1881 reported.

l Inclusive.

m Includes evening school reports.

n In 1880.

no In the counties.

p In 1879.

EDUCATIONAL STATISTICS OF OHIO.

Report of Hon. D. F. DeWolf, State Commissioner of Common Schools.

GENERAL SUMMARY.

Number of school age in the State in September, 1883	1,068,200
Number of school age in the State in September, 1882	1,081,321
School districts in the State.....	2,067
School districts in township districts.....	10,952
School-houses in township districts	10,871
School-houses erected within the year.....	537
Value of school-houses within the year.....	\$1,211,417 00
Value of school-houses, including grounds	\$24,454,498 00
Teachers necessary to supply schools.....	17,458
Teachers actually employed.....	24,259
Number of weeks the schools were in session	30
Number of pupils enrolled in the schools.....	755,491
Number of pupils in daily attendance.....	488,956
Number of school officers	52,029
Amount including balance on hand September 1, 1882.....	\$12,934,814 75
Amount received.....	9,451,142 62

GENERAL TABULAR STATEMENTS AND COMPARISONS.

RECEIPTS.

Interest on irreducible school funds, as reported by State	\$232,020 00
Accrued interest on deferred payments due on sale of	26,314 48
Amount from the latter source in 1882 was.....	20,739 23
Amount received September 1, 1882.....	3,376,459 99
Amount received from school tax (one mill on each dollar of taxable property)	1,609,856 57
Amount received from school tax in 1882	1,589,263 51
.....	<u>\$20,593 06</u>
Amount received from irreducible funds and rents of school lands in 1883...	\$258,334 48
Amount received from irreducible funds and rents of school lands in 1882	250,431 94
.....	<u>\$7,902 54</u>

Amount of local taxes in 1883.....
Amount of local taxes in 1882.....
Increase.....
Amount of bonds in 1883.....
Amount of bonds in 1882.....
Increase.....
Amount of fines, licenses, etc., in 1883
Amount of fines, licenses, etc., in 1882
Increase
Amount of receipts in 1883.....
Amount of receipts in 1882.....
Increase.....
Amount of receipts in 1883, including
Amount of receipts in 1882, including
Increase.....
Amount, less receipts from sale of bonds
Increase.....
Amount of expenses
Amount paid teachers in primary schools
Increase.....
Amount paid teachers in high schools in
Increase.....

From local taxes in 1883.....	\$6,640,856 60
“ “ 1882.....	6,168,036 89
Increase.....	<u>\$472,819 71</u>
From sale of bonds in 1883.....	\$813,251 82
“ “ 1882.....	510,646 81
Increase.....	<u>\$302,605 01</u>
From fines, licenses, etc., in 1883.....	\$236,055 19
“ “ 1882.....	245,401 44
Decrease.....	<u>\$9,346 25</u>
Total receipts in 1883.....	\$9,558,354 76
“ 1882.....	8,808,780 59
Increase.....	<u>\$749,574 17</u>
Grand total of receipts in 1883, including balance on hand September 1, 1882.....	\$12,934,814 75
Grand total of receipts in 1882, including balance on hand September 1, 1881.....	12,236,357 63
Increase.....	<u>\$698,457 12</u>
Grand total, less receipts from sale of bonds in 1883.....	\$12,121,562 93
“ “ “ “ 1882.....	11,725,710 82
Increase.....	<u>\$395,852 11</u>

EXPENDITURES.

Amount paid teachers in primary schools in 1883.....	\$5,129,332 55
“ “ “ “ 1882.....	4,905,562 25
Increase.....	<u>\$223,770 30</u>
Amount paid teachers in high schools in 1883.....	\$474,171 50
“ “ “ “ 1882.....	470,525 01
Increase.....	<u>\$3,646 49</u>

Total amount paid teachers in 1883
 " " 1882

Increase

Amount paid for superintending schools in 1883.....
 " " " 1882.....

Increase

Amount paid for sites and buildings in 1883.....
 " " " 1882.....

Increase

Amount paid for interest on and redemption of bonds
 " " " "

Increase

Amount paid for fuel and contingent expenses in 1883
 " " " 1882

Increase.....

Grand total expenditures in 1883.....
 " " 1882.....

Increase

Grand total expenditures, exclusive of amounts paid for
 redemption of bonds in 1883.....

Grand total expenditures, exclusive of amounts paid for
 redemption of bonds in 1882.....

Increase

Balance on hand September 1, 1883.....

ENUMERATION.

Number of white male youth of school age in September
 " " " " "

Decrease.....

Number of white female youth of school age in September
 " " " " "

Decrease.....

Whole number of white youth of school age in September, 1883.....	1,143,340
“ “ “ “ “ 1882.....	1,056,247
Decrease.....	12,907
<hr/>	
Number of colored male youth of school age in September, 1883.....	12,658
“ “ “ “ “ 1882.....	12,734
Decrease.....	76
<hr/>	
Number of colored female youth of school age in September, 1883.....	12,202
“ “ “ “ “ 1882.....	12,340
Decrease.....	138
<hr/>	
Whole number of colored youth of school age in September, 1883.....	24,860
“ “ “ “ “ 1882.....	25,074
Decrease.....	214
<hr/>	
Whole number of male youth of school age in September, 1883.....	548,800
“ “ “ “ “ 1882.....	552,587
Decrease.....	3,787
<hr/>	
Whole number of female youth of school age in September, 1883.....	519,400
“ “ “ “ “ 1882.....	528,734
Decrease.....	9,334
<hr/>	
Whole number of youth of school age in September, 1883.....	1,068,200
“ “ “ “ “ 1882.....	1,081,321
Decrease.....	13,121
<hr/>	

The whole number of unmarried youth, between sixteen and twenty-one years of age, in the State, in September, 1883, as shown by actual enumeration, is 267,934, or 25.08 per cent. of the entire enumeration. The number of youth, therefore, in the State between six and sixteen years of age, is 800,266.

In 1882, the whole number of unmarried youth in the State, between sixteen and twenty-one years, was 23.44 per cent. ; in 1881, 23.71 per cent. ; in 1880, 24.96 per cent. ; in 1879, 26.19 per cent. ; in 1878, 26.19 per cent. ; in 1877, 26.27 per cent. ; in 1876, 25.51 per cent. ; in 1875, 25.60 per cent. ; in 1874, 24.68 per cent. ; and in 1873, 23.89 per cent. of the entire enumeration.

SCHOOL DISTRICTS AND THEIR SUBDIVISIONS.

Number of township districts in 1883.....	1,345
“ “ “ 1882.....	1,344
Number of sub-districts in township districts in 1883.....	10,952
“ “ “ “ 1882.....	10,983
Decrease.....	<u>30</u>
Number of city, village, and special districts in 1883.....	722
“ “ “ “ 1882.....	708
Increase.....	<u>14</u>
Number of district divisions included in city, village, and special districts in 1883	828
Number of district divisions included in city, village, and special districts in 1882.....	801
Increase.....	<u>27</u>

SCHOOL-HOUSES ERECTED WITHIN THE YEAR.

Number of school-houses erected in township districts in 1883.....	465
“ “ “ “ “ 1882.....	480
Decrease	<u>15</u>
Number of school-houses erected in city, village, and special districts in 1883	72
Number of school-houses erected in city, village, and special districts in 1882	48
Increase.....	<u>24</u>
Whole number of school-houses erected in 1883.....	537
“ “ “ “ “ 1882.....	528
Increase.....	<u>9</u>

In 1873, in city, village, and special districts, an increase of eight school buildings was reported; in 1874, an increase of seven; in 1875, an increase of five; in 1876, an increase of fourteen; in 1877, a decrease of thirty-eight; in 1878, a decrease of four; in 1879, a decrease of two; in 1880, an increase of three; in 1881, a decrease of ten; in 1882, an increase of ninety-six, and in 1883, twenty-four.

COST OF SCHOOL-HOUSES ERECTED WITHIN THE YEAR.

Cost of school-houses erected in township districts in 1883.....	\$553,334 00
“ “ “ “ “ 1882.....	556,461 00
Decrease	<u>\$3,127 00</u>

Cost of school-houses erected in city, village, and special districts in 1883.....	\$658,043 00
Cost of school-houses erected in city, village, and special districts in 1882.....	567,227 00
Increase	<u>\$90,816 00</u>
Whole cost of school-houses erected in 1883	\$1,211,417 00
“ “ “ 1882.....	1,123,688 00
Increase.....	<u>\$87,729 00</u>

The expenditure for building purposes in 1870 was \$1,391,597; in 1871, \$1,025,077; in 1872, \$893,422; in 1873, \$1,008,786; in 1874, \$1,164,104; in 1875, \$1,010,786; in 1876, \$1,159,350; in 1877, \$803,146; in 1878, \$843,822; in 1879, \$580,801; in 1880, \$711,835; in 1881, \$649,499; in 1882, \$1,123,688; and in 1883, \$1,211,377.

NUMBER OF SCHOOL-HOUSES IN THE STATE.

Number of school-houses in township districts in 1883.....	10,871
“ “ “ “ 1882.....	10,968
Decrease	<u>97</u>
Number of school-houses in city, village, and special districts in 1883..	1,349
“ “ “ “ “ 1882..	1,296
Increase	<u>53</u>
Whole number of school-houses in 1883..	12,220
“ “ “ 1882.....	12,264

VALUE OF SCHOOL-HOUSES, INCLUDING GROUNDS.

Value of school-houses in township districts in 1883.....	\$9,510,091
“ “ “ 1882.....	9,253,077
Increase.....	<u>\$257,014</u>
Value of school-houses in city, village, and special districts in 1883.....	\$14,944,407
“ “ “ “ “ 1882.....	14,357,782
Increase.....	<u>\$586,625</u>
Total value of school-houses in 1883.....	\$24,454,498
“ “ “ 1882.....	23,610,858
Increase	<u>\$843,640</u>

SCHOOL-ROOMS.

Number of primary school-rooms in township districts in 1883.....	11,421
“ “ “ “ 1882.....	11,521
Decrease	<u>100</u>
Number of high-school rooms in township districts in 1883.....	36
“ “ “ “ 1882.....	33
Increase	<u>3</u>
Whole number of school-rooms in township districts in 1883.....	11,457
“ “ “ “ 1882.....	11,554
Decrease	<u>97</u>
Number of primary school-rooms in city, village, and special districts in 1883.....	4,959
Number of primary school-rooms in city, village, and special districts in 1882.....	4,713
Increase	<u>246</u>
Number of high school-rooms in city, village, and special districts in 1883.....	577
“ “ “ “ “ 1882.....	567
Increase	<u>10</u>
Whole number of school-rooms in city, village, and special districts in 1883.....	5,536
“ “ “ “ “ 1882.....	5,280
Increase	<u>256</u>
Grand total of school-rooms in State in 1883.....	16,993
“ “ “ “ 1882.....	16,834
Increase	<u>159</u>

NUMBER OF SCHOOL OFFICERS.

Number of directors in township sub-districts.....	32,856
Number of directors, members of township district boards.....	10,952
Number of clerks of township district boards.....	1,345
Number of treasurers of township district boards.....	1,345
Members of city, village and special district boards (probable).....	4,000
County, city, village, and special district treasurers not members, etc., (probable).....	500
City and village district examiners (probable).....	500
County examiners	264

State examiners	3
Probate Judges	88
County auditors	88
Prosecuting attorneys.....	88
Total	52,029

NUMBER OF TEACHERS NECESSARY TO SUPPLY THE SCHOOLS.

Number necessary to supply the schools in township districts in 1883.....	11,680
“ “ “ “ “ 1882.....	11,549
Increase	131
Number necessary to supply the schools in city, village, and special districts in 1883.....	5,778
Number necessary to supply the schools in city, village, and special districts in 1882.....	5,568
Increase	210
Total necessary to supply all the common schools in 1883	17,458
“ “ “ “ “ 1882	17,117
Increase	341

NUMBER OF DIFFERENT TEACHERS EMPLOYED.

Number of teachers employed in township district primary schools—			
Gentlemen—In 1883, 9,396; in 1882, 9,675: Decrease.....			280
Ladies— “ 8,792; “ 8,588: Increase			204
Total— “ 18,187; “ 18,263: Decrease.....			76
Number of teachers employed in township district high schools—			
Gentlemen—In 1883, 28; in 1882, 25: Increase			3
Ladies— “ 4; “ 4:
Total— “ 32; “ 29: Increase			3
Total number of teachers employed in township district schools—			
Gentlemen—In 1883, 9,423; in 1882, 9,700: Decrease.....			277
Ladies— “ 8,796; “ 8,592: Increase			204
Total— “ 18,219; “ 18,292: Decrease.....			73

Number of teachers employed in city, village, and special district primary schools—

Gentlemen—	In 1883,	875;	in 1882,	865:	Increase	10
Ladies—	“	4,404;	“	4,207:	Increase	197
Total—	“	5,279;	“	5,072:	Increase	207

Number of teachers employed in city, village, and special district high schools—

Gentlemen—	In 1883,	507;	in 1882,	521:	Decrease	14
Ladies—	“	254;	“	250:	Increase	4
Total—	“	761;	“	771:	Decrease	10

Total number of teachers employed in city, village, and special district schools—

Gentlemen—	In 1883,	1,382;	in 1882,	1,386:	Decrease	4
Ladies—	“	4,658;	“	4,457:	Increase	201
Total—	“	6,040;	“	5,843:	Increase	197

Whole number of teachers employed in primary schools—

Gentlemen—	In 1883,	10,270;	in 1882,	10,540:	Decrease	270
Ladies—	“	13,196;	“	12,795:	Increase	401
Total—	“	23,466;	“	23,335:	Increase	131

Whole number of teachers employed in high schools—

Gentlemen—	In 1883,	535;	in 1882,	546:	Decrease	11
Ladies—	“	258;	“	254:	Increase	4
Total—	“	793;	“	800:	Decrease	7

Total number of teachers employed in the State—

Gentlemen—	In 1883,	10,806;	in 1882,	11,086:	Decrease	281
Ladies—	“	13,454;	“	13,049:	Increase	405
Total—	“	24,259;	“	24,135:	Increase	124

PERMANENT TEACHERS.

Number of teachers permanently employed in township district primary schools—

Gentlemen—	In 1883,	3,155;	in 1882,	3,106:	Increase	49
Ladies—	“	1,969;	“	1,748:	Increase	221
Total—	“	5,124;	“	4,854:	Increase	270

Number of teachers permanently employed in township district high schools—					
Gentlemen—	In 1883,	26;	in 1882,	17: Increase	9
Ladies—	“	4;	“	3: Increase	1
Total—	“	30;	“	20: Increase	10

Total number of teachers permanently employed in township district schools—					
Gentlemen—	In 1883,	3,181;	in 1882,	3,123: Increase	58
Ladies—	“	1,973;	“	1,751: Increase	222
Total—	“	5,154;	“	4,874: Increase	280

Number of teachers permanently employed in city, village, and special district primary schools—					
Gentlemen—	In 1883,	764;	in 1882,	729: Increase	35
Ladies—	“	3,941;	“	3,689: Increase	252
Total—	“	4,705;	“	4,418: Increase	287

Number of teachers permanently employed in city, village, and special district high schools—					
Gentlemen—	In 1883,	441;	in 1882,	437: Increase	4
Ladies—	“	239;	“	251: Decrease	12
Total—	“	680;	“	688: Decrease	8

Total number of teachers permanently employed in city, village, and special district schools—					
Gentlemen—	In 1883,	1,205;	in 1882,	1,166: Increase	39
Ladies—	“	4,180;	“	3,940: Increase	240
Total—	“	5,385;	“	5,106: Increase	279

Whole number of teachers permanently employed in the State—					
Gentlemen—	In 1883,	4,386;	in 1882,	4,289: Increase	97
Ladies—	“	6,153;	“	5,691: Increase	462
Total—	“	10,539;	“	9,980: Increase	559

SUPERVISION.

Number employed to superintend township districts in 1883.....	10
“ “ “ “ 1882.....	5
Increase.....	5
Number employed as superintendents in city, village, and special districts in 1883	241
“ “ “ “ 1882	233
Increase.....	8

AVERAGE MONTHLY WAGES OF TEACHERS.

Average monthly wages of teachers in township district primary schools—			
Gentlemen—	In 1883,	\$37.00; in 1882,	\$37.00:
Ladies—	“	28.00; “	26.00: Increase
			<u>\$2 00</u>
Average monthl, wages of teachers in township district high schools—			
Gentlemen—	In 1883,	\$54.00; in 1882,	\$55.00: Decrease.....
Ladies—	“	37.00; “	28.00; Increase
			<u>9 00</u>
Average monthly wages of teachers in city, village, and special district primary schools—			
Gentlemen—	In 1883,	\$50.00; in 1882,	\$49.00: Increase
Ladies—	“	34.00; “	34.00:
			<u>\$1 00</u>
Average monthly wages of teachers in city, village, and special district high schools—			
Gentlemen—	In 1883,	\$69.00; in 1882,	\$57.00: Increase
Ladies—	“	59.00; “	54.00: Increase.....
			<u>5 00</u>

SCHOOLS TAUGHT FOR A LESS TIME THAN REQUIRED BY LAW.

Number of sub-districts in townships in which schools were taught less than twenty-four weeks in 1883.....	233
Number of sub-districts in townships in which schools were taught less than twenty-four weeks in 1882.....	235
Decrease	<u>2</u>
Number of sub-divisions of city, village, and special districts in which schools were taught less than twenty-four weeks in 1883.....	7
Number of sub-divisions of city, village, and special districts in which schools were taught less than twenty-four weeks in 1882.....	21
Decrease	<u>14</u>

AVERAGE NUMBER OF WEEKS THE SCHOOLS WERE IN SESSION.

Average number of weeks the primary schools were in session in township districts in 1883.....	28
Average number of weeks the high schools were in session in township districts in 1883.....	25
Average number of weeks the primary schools were in session in city, village, and special districts in 1883.....	32
Average number of weeks the high schools were in session in city, village, and special districts in 1883.....	34
Average number of weeks the common schools were in session in the State in 1883.....	<u>30</u>

AVERAGE RATE OF LOCAL TAX FOR COMMON SCHOOLS.

Average number of mills on each dollar, local levy, for schools in township districts in 1883.....	3.2
Average number of mills on each dollar, local levy, for schools in township districts in 1882.....	3.6
Average number of mills on each dollar, local levy, for schools in city, village, and special districts in 1883.....	6.6
Average number of mills on each dollar, local levy, for schools in city, village, and special districts in 1882.....	6.5
Increase.....	.1

NUMBER OF PUPILS ENROLLED IN THE COMMON SCHOOLS.

Number of pupils enrolled in township district primary schools—	
Boys—In 1883, 243,944; in 1882, 248,462: Decrease.....	4,518
Girls— “ 215,830; “ 216,661: Decrease.....	831
Total— “ 459,774; “ 465,123: Decrease.....	5,349
Number of pupils enrolled in township high schools—	
Boys—In 1883, 616; in 1882, 786: Decrease.....	170
Girls— “ 523; “ 666: Decrease.....	143
Total— “ 1,139; “ 1,452: Decrease.....	313
Total number of pupils enrolled in township district schools—	
Boys—In 1883, 244,560; in 1882, 249,248: Decrease.....	4,688
Girls— “ 216,353; “ 217,327: Decrease.....	974
Total— “ 460,913; “ 466,575: Decrease.....	5,662
Number of pupils enrolled in city, village, and special district primary schools—	
Boys—In 1883, 133,852; in 1882, 128,787: Increase.....	5,065
Girls— “ 133,255; “ 127,819: Increase.....	5,436
Total— “ 267,107; “ 256,606: Increase.....	10,501
Number of pupils enrolled in city, village, and special district high schools—	
Boys—In 1883, 11,815; in 1882, 12,268: Decrease.....	453
Girls— “ 15,656; “ 15,652: Increase.....	4
Total— “ 27,471; “ 27,920: Decrease.....	449
Total number of pupils enrolled in city, village, and special district schools—	
Boys—In 1883, 145,667; in 1882, 141,055: Increase.....	4,612
Girls— “ 148,911; “ 143,471: Increase.....	5,440
Total— “ 294,578; “ 284,526: Increase.....	10,052

Total number of pupils enrolled in the common schools of the State—

Boys—In 1883,	390,227;	in 1882,	390,303:	Decrease.....	76	
Girls—	“	365,264;	“	360,798:	Increase.....	4,466
Total—	“	755,491;	“	751,101:	Increase.....	<u>4,390</u>

NUMBER OF PUPILS RE-ENROLLED.

Number of pupils re-enrolled in township district schools—

Boys—In 1883,	5,636;	in 1882,	5,757:	Decrease.....	121	
Girls—	“	5,751;	“	5,477:	Increase.....	274
Total—	“	11,387;	“	11,234:	Increase.....	<u>153</u>

Number of pupils re-enrolled in city, village, and special district primary schools—

Boys—In 1883,	2,793;	in 1882,	2,988:	Decrease.....	195	
Girls—	“	2,852;	“	2,995:	Decrease.....	143
Total—	“	5,645;	“	5,983:	Decrease.....	<u>338</u>

Number of pupils re-enrolled in city, village, and special district high schools—

Boys—In 1883,	460;	in 1882,	603:	Decrease.....	143	
Girls—	“	402;	“	629:	Decrease.....	227
Total—	“	862;	“	1,232:	Decrease.....	<u>370</u>

Total number of pupils re-enrolled in city, village, and special district schools—

Boys—In 1883,	3,253;	in 1882,	3,591:	Decrease.....	338	
Girls—	“	3,254;	“	3,624:	Decrease.....	370
Total—	“	6,507;	“	7,215:	Decrease.....	<u>708</u>

Total number of pupils re-enrolled in the common schools in the State—

Boys—In 1883,	8,889;	in 1882,	9,348:	Decrease.....	459	
Girls—	“	9,005;	“	9,101:	Decrease.....	96
Total—	“	17,894;	“	18,449:	Decrease.....	<u>555</u>

NUMBER OF PUPILS ENROLLED BETWEEN SIXTEEN AND TWENTY-ONE YEARS OF AGE.

Number of pupils between 16 and 21 enrolled in township district primary schools—

Boys—In 1883,	37,511;	in 1882,	39,379:	Decrease.....	1,867	
Girls—	“	24,952;	“	24,225:	Increase.....	727
Total—	“	62,463;	“	63,603:	Decrease.....	<u>1,140</u>

Number of pupils between 16 and 21 enrolled in township district high schools—

Boys—In 1883,	215;	in 1882,	381:	Decrease.....	146
Girls— “	179;	“	262:	Decrease.....	83
<hr/>					
Total— “	394;	“	623:	Decrease.....	<u>229</u>

Number of pupils between 16 and 21 enrolled in city, village, and special district primary schools—

Boys—In 1883,	4,305;	in 1882,	4,128:	Increase.....	177
Girls— “	3,843;	“	3,671:	Increase.....	172
<hr/>					
Total— “	8,148;	“	7,799:	Increase.....	<u>349</u>

Number of pupils between 16 and 21 enrolled in city, village, and special district high schools—

Boys—In 1883,	5,065;	in 1882,	5,118:	Decrease.....	53
Girls— “	6,636;	“	6,864:	Decrease.....	228
<hr/>					
Total— “	11,701;	“	11,982:	Decrease.....	<u>281</u>

Total number of pupils between 16 and 21 enrolled in the common schools of State—

Boys—In 1883,	47,006;	in 1882,	48,985:	Decrease.....	1,889
Girls— “	35,610;	“	35,022:	Increase.....	588
<hr/>					
Total— “	82,706;	“	84,007:	Decrease.....	<u>1,301</u>

AVERAGE MONTHLY ENROLLMENT.

Average monthly enrollment in township district primary schools—

Boys—In 1883,	184,640;	in 1882,	187,582:	Decrease.....	2,942
Girls— “	170,027;	“	170,987:	Decrease.....	960
<hr/>					
Total— “	354,667;	“	358,569:	Decrease.....	<u>3,902</u>

Average monthly enrollment in township district high schools—

Boys—In 1883,	473;	in 1882,	567:	Decrease.....	94
Girls— “	524;	“	535:	Decrease.....	11
<hr/>					
Total— “	997;	“	1,102:	Decrease.....	<u>105</u>

Average monthly enrollment in city, village, and special district primary schools—

Boys—In 1883,	108,726;	in 1882,	103,508:	Increase.....	5,218
Girls— “	109,119;	“	103,372:	Increase.....	5,747
<hr/>					
Total— “	217,845;	“	206,880:	Increase.....	<u>10,965</u>

Average monthly enrollment in city, village, and special district high schools—

Boys—In 1883,	9,284;	in 1882,	9,816:	Decrease.....	532
Girls— “	13,198;	“	13,265:	Decrease.....	67
Total— “	22,482;	“	23,081:	Decrease.....	599

Average monthly enrollment of pupils in the common schools of the State—

Boys—In 1883,	307,123;	in 1882,	301,473:	Increase	5,650
Girls— “	288,868;	“	288,159:	Increase	709
Total— “	595,991;	“	589,632:	Increase	6,359

AVERAGE DAILY ATTENDANCE.

Average daily attendance of pupils in township district primary schools—

Boys—In 1883,	143,521;	in 1882,	146,067:	Decrease.....	2,546
Girls— “	132,634;	“	133,020:	Decrease.....	386
Total— “	276,155;	“	279,087:	Decrease.....	2,932

Average daily attendance of pupils in township district high schools—

Boys—In 1883,	361;	in 1882,	470:	Decrease.....	109
Girls— “	393;	“	444:	Decrease.....	51
Total— “	754;	“	914:	Decrease.....	160

Average daily attendance of pupils in city, village, and special district primary schools—

Boys—In 1883,	96,093;	in 1882,	91,530:	Increase	4,563
Girls— “	96,132;	“	91,713:	Increase	4,419
Total— “	192,225;	“	183,243:	Increase	8,982

Average daily attendance of pupils in city, village, and special district high schools—

Boys—In 1883,	8,144;	in 1882,	8,358:	Decrease.....	214
Girls— “	11,678;	“	11,630:	Increase	48
Total— “	19,822;	“	19,988:	Decrease.....	166

Average daily attendance of pupils in common schools of the State—

Boys—In 1883,	248,119;	in 1882,	246,425:	Increase	1,694
Girls— “	240,837;	“	236,807:	Increase	4,030
Total— “	488,956;	“	483,232:	Increase	5,724

Per cent. of enrollment in 1883, on enumeration of September, 1882.....	70.73
“ “ 1882, “ “ 1881.....	70.64
Increase	<u>.09</u>
Per cent. of enrollment between 6 and 16 in 1883, on enumeration between 6 and 16 in September, 1882.....	84.07
Per cent. of enrollment between 6 and 16 in 1882, on enumeration between 6 and 16 in September, 1881.....	82.83
Increase	<u>1.24</u>
Per cent. of average daily attendance on average monthly enrollment in township districts.....	78
Per cent. of average daily attendance on average monthly enrollment in city, village, and special districts.....	88

COLORED SCHOOLS.

Number of teachers in colored schools in township districts in 1883.....	98
“ “ “ “ “ 1882.....	90
Increase	<u>8</u>
Number of teachers in colored schools in city, village, and special districts in 1883.....	144
Number of teachers in colored schools in city, village, and special districts in 1882.....	144
Total number of teachers in colored schools in the State in 1883.....	242
“ “ “ “ 1882.....	234
Increase	<u>8</u>
Number of pupils enrolled in colored schools in township districts in 1883.....	2,570
“ “ “ “ 1882.....	2,681
Decrease	<u>111</u>
Number of pupils enrolled in colored schools in city, village, and special school districts in 1883.....	6,670
Number of pupils enrolled in colored schools in city, village, and special school districts in 1882.....	7,020
Decrease	<u>350</u>
Total number of pupils enrolled in colored schools in the State in 1883.....	9,240
“ “ “ “ 1882.....	9,701
Decrease	<u>461</u>

Average duration of colored schools in township districts in 1883..... 29 weeks.
 " " " " 1882..... 28 "

Increase..... 1 week.

Average duration of colored schools in city, village, and special districts
 in 1883..... 35 weeks.

Average duration of colored schools in city, village, and special districts
 in 1882..... 36 weeks.

Decrease..... 1 week.

Number of pupils in primary studies in colored schools in township districts
 in 1883..... 2,256

Number of pupils in primary studies in colored schools in township districts
 in 1882..... 1,976

Increase..... 280

Number of pupils in primary studies in colored schools in city, village, and
 special districts in 1883..... 6,554

Number of pupils in primary studies in colored schools in city, village, and
 special districts in 1882..... 5,714

Increase..... 840

Number of pupils in academic studies in colored schools in township districts
 in 1883..... 139

Number of pupils in academic studies in colored schools in township districts
 in 1882..... 223

Decrease..... 84

Number of pupils in academic studies in colored schools in city, village, and
 special districts in 1883..... 295

Number of pupils in academic studies in colored schools in city, village, and
 special districts in 1882..... 508

Decrease..... 213

PRIVATE SCHOOLS.

Number of teachers in private schools in township districts in 1883..... 43
 " " " " 1882..... 33

Increase..... 10

Number of teachers in private schools in city, village, and special districts in 1883	456
Number of teachers in private schools in city, village, and special districts in 1882	195
Increase.....	<u>261</u>
Total number of teachers in private schools in the State in 1883.....	499
“ “ “ “ 1882.....	228
Increase.....	<u>271</u>
Number of pupils enrolled in private schools in township districts in 1883.....	1,493
“ “ “ “ 1882.....	1,245
Increase	<u>248</u>
Number of pupils enrolled in private schools in city, village and special districts in 1883.....	29,977
Number of pupils enrolled in private schools in city, village and special districts in 1882	29,776
Increase.....	<u>201</u>
Total number of pupils enrolled in private schools in the State in 1883.....	31,470
“ “ “ “ 1882.....	31,021
Increase	<u>449</u>
Average duration of private schools in township districts in 1883.....	27 weeks.
“ “ “ “ 1882.....	24 “
Increase.....	<u>3 “</u>
Average duration of private schools in city, village, and special districts in 1883	33 weeks.
Average duration of private schools in city, village, and special districts in 1882	34 “
Decrease	<u>1 week.</u>
Number of pupils in primary studies in private schools in township districts in 1883.....	1,403
Number of pupils in primary studies in private schools in township districts in 1882	1,039
Increase.....	<u>364</u>

Number of pupils in primary studies in private schools in city, village, and special districts in 1883.....	28,958
Number of pupils in primary studies in private schools in city, village, and special districts in 1882.....	15,255
Increase.....	13,703
Number of pupils in academic studies in private schools in township districts in 1883.....	37
Number of pupils in academic studies in private schools in township districts in 1882.....	139
Decrease.....	102
Number of pupils in academic studies in private schools in city, village, and special districts in 1883.....	252
Number of pupils in academic studies in private schools in city, village, and special districts in 1882.....	2,204
Decrease.....	1,952

EXAMINATION OF TEACHERS.

Number of meetings held by county boards.....	1,452
" localities in which meetings were held.....	198
Number of applications for certificates made by gentlemen.....	18,551
" " " ladies.....	17,883
Total number.....	36,344
Number of certificates granted for 60 months to gentleman.....	166
" " " ladies.....	59
Total number.....	225
Number of certificates granted for 36 months to gentlemen.....	274
" " " ladies.....	58
Total number.....	332
Number of certificates granted for 24 months to gentlemen.....	842
" " " ladies.....	357
Total number.....	1,199
Number of certificates granted for 18 months to gentlemen.....	1,491
" " " ladies.....	934
Total number.....	2,425
Number of certificates granted for 12 months to gentlemen.....	5,049
" " " ladies.....	4,421
Total number.....	9,470

Number of certificates granted for 6 months to gentlemen	4,520
“ “ “ ladies.....	5,159
Total number	<u>9,679</u>
Total number of certificates granted to gentlemen.....	12,339
“ “ “ ladies	10,989
Total number of certificates granted in 1883.....	23,328
“ “ “ 1882.....	24,575
Decrease.....	<u>1,247</u>
Number of applications rejected which were made by gentlemen.....	6,141
“ “ “ ladies.....	6,965
Total number of applications rejected in 1883	13,106
“ “ “ 1882	13,358
Decrease.....	<u>252</u>
Per centum of total applications rejected in 1883.....	36
“ “ “ 1882.....	35
The smallest per centum in Hardin and Shelby counties.....	11
The largest per centum in Warren county.....	<u>54</u>
Number of different persons who applied for county certificates—	
Gentlemen—In 1883, 13,582; in 1882, 14,240: Decrease.....	658
Ladies— “ 12,811; “ 12,591: Increase	220
Total— “ 26,393; “ 26,831: Decrease	<u>438</u>
Number of different persons who received county certificates—	
Gentlemen—In 1883, 10,586; in 1882, 11,102: Decrease	516
Ladies— “ 9,537; “ 9,398: Increase	139
Total— “ 20,125; “ 20,500: Decrease	<u>377</u>
Number of persons who applied to local boards for certificates—	
Gentlemen—In 1883, 245; in 1882, 241: Increase	4
Ladies— “ 2,040; “ 1,963: Increase	77
Total “ 2,285; “ 2,204: Increase	<u>81</u>
Number of persons who failed in local examinations—	
Gentlemen—In 1883, 30; in 1882, 33: Decrease.....	3
Ladies— “ 381; “ 205: Increase	176
Total “ 411; “ 238: Increase	<u>173</u>

Number of local boards from which reports were received in 1883.....					63
“ “ “ “ 1882.....					58
Increase					5
Number of different persons, natives of Ohio, who applied for county certificates—					
Gentlemen—In 1883, 12,631; in 1882, 12,904: Decrease.....					273
Ladies— “ 11,990; “ 11,209: Increase					781
Total— 24,621; “ 24,113: Increase					508
Number of different colored persons who applied for county certificates—					
Gentlemen—In 1883, 163; in 1882, 174: Decrease.....					11
Ladies— “ 110; “ 119: Decrease.....					9
Total “ 273; “ 293: Decrease.....					20
Number of different persons under 20 years of age who applied for county certificates—					
Gentlemen—In 1883, 3,133; in 1882, 3,145: Decrease.....					12
Ladies— “ 5,605; “ 5,231: Increase					374
Total “ 8,738; “ 8,376: Increase					362
Per cent. of applicants under 20 years of age for county certificates in 1883.....					33.10
“ “ “ “ 1882.....					31.22
Increase					1.88
Aggregate amount paid county examiners for services rendered in 1883..	\$29,834				40
“ “ “ “ “ 1882..	28,252				75
Increase					\$581 65
The minimum amount paid, Morgan county, was					\$175 00
The maximum amount paid, Cuyahoga county, was					700 00
Aggregate am't drawn by county examiners for traveling expenses in 1883	\$3,775				64
“ “ “ “ “ 1882	3,424				00
Increase					\$351 64
This amount was drawn by 79 counties, since 9 claim no such expenses.					
The minimum sum drawn, Delaware county, was.....					\$5 00
The maximum sum drawn, Licking county, was.....					198 00

COST OF EDUCATION FOR THE YEAR.

Total and average cost.		1883.	1882.
1	In township districts, total cost, including 6 per cent. on amount paid on permanent property	\$4,297,887 00	\$4,011,977 00
2	In city, village, and special districts, total cost, including 6 per cent. on amount paid on permanent property	5,409,148 00	5,101,902 00
3	In township districts, average cost per pupil enrolled on year's expenditure, net, including 6 per cent. on permanent property	9 32	8 59
4	In township districts, average cost per pupil enrolled on year's expenditure, exclusive of 6 per cent. on permanent property	8 09	7 41
5	In city, village, and special districts, average cost per pupil enrolled on year's expenditure, net, including 6 per cent. on permanent property	18 36	17 93
6	In city, village, and special districts, average cost per pupil enrolled on year's expenditure, net, exclusive of 6 per cent. on permanent property	15 32	14 55
7	In township districts, average cost per capita of the average daily attendance, including 6 per cent. on permanent property	14 80	14 33
8	In city, village, and special districts, average cost per capita of daily attendance, including 6 per cent. on permanent property	25 47	25 10
9	In the State, average cost per capita of the average daily attendance	16 85	15 93
10	In the State, average cost per capita of the enrollment	10 91	10 25
11	In the State, average cost per capita of the population between 6 and 16 years of age, estimated on year's expenditures	10 29	9 29
12	In the State, average cost per capita of the population between 6 and 16 years of age, including 6 per cent. on permanent property	12 13	11 01

It is to be observed, in connection with the above facts, that the township primary schools continued in session, in 1883, 28 weeks, while the primary schools of the city, village, and special districts continued in session 32 weeks; the township high schools were in session 25 weeks; the city, village, and special district high schools, 34 weeks.

JUDICIAL STATISTICS OF OHIO,

REPORTED BY CLERKS OF COURTS AND PROBATE JUDGES.

PROSECUTIONS FOR CRIMES AGAINST THE PERSON—Continued.

Counties.	Murder in the first degree.					Murder in the second degree.				Manslaughter.						
	Prosecutions still pending.	Acquittal.	Quashed, nolle prosequi, etc.	To imprisonment.	Execution.	Total number prosecutions.	Prosecutions still pending.	Acquittal.	Quashed, nolle prosequi, etc.	Imprisonment.	Total number prosecutions.	Prosecutions still pending.	Acquittal.	Quashed, nolle prosequi, etc.	Imprisonment.	Total number prosecutions.
Ottawa.....	1					1										
Paulding.....																
Perry.....																
Pickaway.....		1				1										
Pike.....																
Portage.....																
Preble.....																
Putnam.....																
Richland.....																
Ross.....	1	1				2										
Sandusky.....					1	1										
Seneca.....		1				1										
Shelby.....				1		1										
Stark.....	2				1	3										
Summit.....																
Trumbull.....									1	1						
Tuscarawas.....																
Union.....	1					1										
Van Wert.....																
Vinton.....										1		1				1
Warren.....		1				1										
Washington.....							1	2		3						
Wayne.....																
Williams.....																
Wood.....				1	1									1		1
Wyandot.....																
Totals.....	36	8	1	8	4	57	21	8	3	9	41	19	6	4	4	33

PROSECUTIONS FOR CRIMES AGAINST THE PERSON—Continued.

Counties.	Administering poison with intent to kill.				Attempt to procure abortion.				Rape.						
	Prosecutions still pending.	Acquittal.	Quashed, nolle prosequi, etc.	Imprisonment.	Total number prosecutions.	Prosecutions still pending.	Acquittal.	Quashed, nolle prosequi, etc.	Imprisonment.	Total number prosecutions.	Prosecutions still pending.	Acquittal.	Quashed, nolle prosequi, etc.	Imprisonment.	Total number prosecutions.
Ottawa															
Paulding															1
Perry											1				1
Pickaway															
Pike															
Portage															
Preble															
Putnam															
Richland															
Ross											1				1
Sandusky															
Scioto															
Seneca															
Shelby											1				1
Stark															
Summit															
Trumbull															
Tuscarawas															
Union															
Van Wert															
Vinton															
Warren															
Washington													1		1
Wayne											1				1
Williams															
Wood															
Wyandot															
Totals		1	2		3	5	2	4	1	12	2	5	5	10	40

PROSECUTIONS FOR CRIMES AGAINST THE PERSON.—Continued.

Counties.	Robbery.				Maiming or disfiguring another.				Assault with intent to kill.						
	Prosecutions still pending.	Acquittal.	Quashed, nolle prosequi, etc.	Imprisonment.	Total number prosecutions.	Prosecutions still pending.	Acquittal.	Quashed, nolle prosequi, etc.	Imprisonment.	Total number prosecutions.	Prosecutions still pending.	Acquittal.	Quashed, nolle prosequi, etc.	Imprisonment.	Total number prosecutions.
Ottawa.....													1		1
Paulding.....	1				4										
Perry.....	2	1	1		4										
Pickaway.....			1		1								1	1	2
Pike.....											2			2	4
Portage.....															
Preble.....															
Putnam.....															
Richland.....											1		2		3
Ross.....	2		1		3						1		6		10
Sandusky.....											1	1	7	2	11
Scioto.....											3	2	3	2	10
Seneca.....															
Shelby.....	1			1	2			1		1	1	2	2		6
Stark.....													1	1	1
Summit.....			2		2								1	1	2
Trumbull.....													2	2	2
Tuscarawas.....				1	1						2		1		3
Union.....													2	1	3
Van Wert.....															
Vinton.....													2	3	5
Warren.....											2		1		3
Washington.....											1		3	1	5
Wayne.....															
Williams.....											1				1
Wood.....	1				1										
Wyandot.....			1		1										
Totals.....	42	9	15	35	101	7		8	3	13	208	24	112	124	466

PROSECUTIONS FOR CRIMES AGAINST THE PERSON—Continued.

Counties.	Assault with intent to commit rape or robbery.				Pointing fire-arms at any person.				Assault and battery.						
	Prosecutions still pending.	Acquittal.	Quashed, nolle prosequi, etc.	Imprisonment.	Total number prosecutions.	Prosecutions still pending.	Acquittal.	Quashed, nolle prosequi, etc.	Imprisonment.	Total number prosecutions.	Prosecutions still pending.	Acquittal.	Quashed, nolle prosequi, etc.	Imprisonment.	Total number prosecutions.
Adams.....				1	1						1	1	1	3	6
Allen.....				1	1				1	1	1	1	1	1	5
Ashland.....															19
Ashtabula.....										4	3	6	4	2	6
Athens.....		1			1						2	2	2	3	3
Auglaize.....										1					10
Belmont.....											5	3	3	3	11
Brown.....	1				1					3	3	3	4	2	18
Butler.....			1		1					2	1	2	3	2	7
Carroll.....										1			1	1	2
Champaign.....													1	1	3
Clarke.....				1	1					1					2
Clermont.....										4	1		6	1	18
Clinton.....										1			3	7	7
Columbiana.....										2			2	1	12
Coshocton.....			1		1			1		2			2	5	7
Crawford.....														8	4
Cuyahoga.....			2	6	8			1		1	1				2
Darke.....	1				1			1		1	15	4	2	2	21
Defiance.....													1	1	3
Delaware.....							1	1		2	1	1	1	4	4
Erie.....										2	2	2	11	5	27
Fairfield.....										2	2	2	3	1	10
Fayette.....							1			1	7	1	2	1	9
Franklin.....			2	2	4								2	1	10
Fulton.....								1		1		2			3
Gallia.....												1	3		6
Geauga.....										1	4	4	1		1
Greene.....		2			2	1				1	4	4	5	3	18
Guernsey.....				1	1						4	4	6	3	17
Hamilton.....	8			3	11					22	3			1	28
Hancock.....				1	1					3			1		4
Hardin.....				2	2										6
Harrison.....												4	1		5
Henry.....										3			2		5
Highland.....			1	1	2		1	1		1	5	1	3	1	11
Hocking.....										2	2		3	2	7
Holmes.....								2					3	1	3
Huron.....													2	1	3
Jackson.....				1	1								2	1	4
Jefferson.....										3			1		4
Knox.....												4	1		5
Lake.....	1				1					10	3	1	4		14
Lawrence.....											2		4		6
Licking.....										5	1	6	4	5	18
Logan.....												4	5		9
Lorain.....				1	1						1		2	1	11
Lucas.....						1				2	3	3	1		7
Madison.....										1			4		5
Mahoning.....							1	1		2		3	14	1	22
Marion.....										1			2		3
Medina.....															3
Meigs.....				1	1					3		1	2		6
Mercer.....											1	2	1		3
Miami.....				2	2					1	1		6		9
Monroe.....														1	1
Montgomery.....			1	1	2					3	5	4		4	22
Morgan.....													6	3	9
Morrow.....												2			2
Muskingum.....		1	1		2					3	1	2	4	1	11
Noble.....												1			1

PROSECUTIONS FOR CRIMES AGAINST THE PERSON—Continued.

Counties.	Assault with intent to commit rape or robbery.				Pointing fire-arms at any person.				Assault and battery.						
	Prosecutions still pending.	Acquittal.	Quashed, nolle prosequi, etc.	Imprisonment.	Total number prosecutions.	Prosecutions still pending.	Acquittal.	Quashed, nolle prosequi, etc.	Imprisonment.	Total number prosecutions.	Prosecutions still pending.	Acquittal.	Quashed, nolle prosequi, etc.	Imprisonment.	Total number prosecutions.
Ottawa.....															
Paulding.....															
Perry.....															
Pickaway.....															
Pike.....															
Portage.....															
Preble.....															
Putnam.....															
Richland.....															
Ross.....															
Sandusky.....			1	1											
Scioto.....		1		1											
Seneca.....			1	1											
Shelby.....															
Stark.....			1	1											
Summit.....															
Trumbull.....															
Tuscarawas.....			1		1			1	1	1	1	4	4	4	10
Union.....													1	1	4
Van Wert.....													3	3	3
Vinton.....								3	3	1	1	1	7	7	19
Warren.....			2		2								4	4	4
Washington.....										2	2	2	6	6	13
Wayne.....										1	1	2	4	4	7
Williams.....										1	1		1	1	2
Wood.....						1			1				1	1	1
Wyandot.....													1	1	1
Totals.....	10	5	13	28	56	3	3	6	10	22	158	79	163	251	500

PROSECUTIONS FOR CRIMES AGAINST THE PERSON—Continued.

Counties.	Libel.					Blackmail.						
	Prosecutions still pending.	Acquittal.	Quashed, nolle prosequi, etc.	Fine.	Imprisonment.	Total number prosecutions.	Prosecutions still pending.	Acquittal.	Quashed, nolle prosequi, etc.	Fine.	Imprisonment.	Total number prosecutions.
Adams.....												
Allen.....												
Ashland.....												
Ashtabula.....												
Athens.....												
Auglaize.....												
Belmont.....												
Brown.....												
Butler.....												
Carroll.....												
Champaign.....												
Clarke.....												
Clermont.....												
Clinton.....												
Columbiana.....												
Coshocton.....												
Crawford.....												
Cuyahoga.....			1			1	1	1			1	3
Darke.....												
DeLancey.....												
Delaware.....									1			1
Erie.....								1				1
Fairfield.....												
Fayette.....			3			3	1					1
Franklin.....												
Fulton.....												
Gallia.....												
Geauga.....												
Greene.....												
Guernsey.....												
Hamilton.....												
Hancock.....												
Hardin.....												
Harrison.....												
Henry.....												
Highland.....												
Hocking.....					1	1						
Holmes.....												
Huron.....												
Jackson.....												
Jefferson.....												
Knox.....												
Lake.....												
Lawrence.....												
Licking.....	1					1						
Logan.....												
Lorain.....												
Lucas.....												
Madison.....												
Mahoning.....												
Marion.....												
Medina.....												
Meigs.....												
Mercer.....							1	1				2
Miami.....												
Monroe.....												
Montgomery.....												
Morgan.....												
Morrow.....												
Muskingum.....												
Noble.....			3			3						
Ottawa.....									1			1

PROSECUTIONS FOR CRIMES AGAINST THE PERSON—Continued.

Counties.	Libel.					Blackmail.						
	Prosecutions still pending.	Acquittal.	Quashed, nolle prosequi, etc.	Fine.	Imprisonment.	Total number prosecutions.	Prosecutions still pending.	Acquittal.	Quashed, nolle prosequi, etc.	Fine.	Imprisonment.	Total number prosecutions.
Paulding.....												
Perry.....												
Pickaway.....												
Pike.....												
Portage.....												
Preble.....												
Putnam.....												
Richland.....												
Ross.....												
Randusky.....												
Scioto.....												
Seneca.....												
Shelby.....												
Stark.....			3			3						
Summit.....												
Trumbull.....												
Tuscarawas.....			1			1						
Union.....												
Van Wert.....												
Vinton.....												
Warren.....			1			1						
Washington.....												
Wayne.....												
Williams.....												
Wood.....												
Wyandot.....												
Totals.....	1		12		1	14	2	3	3	1	9	

PROSECUTIONS FOR CRIMES AGAINST THE PERSON—Continued.

Counties.	All other crimes against the person not included above.					Total number prosecutions.
	Prosecutions still pending.	Acquittal.	Quashed, nolle prosequi, etc.	Fine.	Imprisonment.	
Adams.....			1			1
Allen.....			1			1
Ashland.....			1			1
Ashtabula.....			1			1
Athens.....						
Auglaize.....						
Belmont.....		1				1
Brown.....	1	1	1		1	4
Butler.....						
Carroll.....						
Champaign.....						
Clarke.....						
Clermont.....	1		1			2
Clinton.....				1		1
Columbiana.....						
Coshocton.....						
Crawford.....						
Cuyahoga.....	1			3		4
Darke.....	2	1		1		4
Defiance.....	1					1
Delaware.....			1			1
Erie.....						
Fairfield.....						
Fayette.....						
Franklin.....	1		2	1	1	5
Fulton.....						
Gallia.....			1			1
Geauga.....						
Greene.....						
Guernsey.....						
Hamilton.....						
Hancock.....						
Hardin.....						
Harrison.....						
Henry.....						
Highland.....						
Hocking.....					1	1
Holmes.....						
Huron.....					1	1
Jackson.....					1	1
Jefferson.....						
Knox.....			1		1	2
Lake.....	13		6	1	1	21
Lawrence.....						
Licking.....	3	1	1	1		6
Logan.....						
Lorain.....						
Lucas.....		1				1
Madison.....						
Mahoning.....						
Marion.....				1		1
Medina.....						
Melgs.....		1	1			2
Mercer.....						
Miami.....					1	1
Monroe.....			1			1
Montgomery.....				1		1
Morgan.....	1			2		3
Morrow.....	6	2	8	8		24
Muskingum.....				1	1	2
Noble.....						

PROSECUTIONS FOR CRIMES AGAINST THE PERSON—Concluded.

Counties.	All other crimes against the person not included above.					
	Prosecutions still pending.	Acquittal.	Quashed, nolle prosequi, etc.	Fine.	Imprisonment.	Total number prosecutions.
Ottawa.....						
Paulding.....						
Perry.....						
Pickaway.....						
Pike.....						
Portage.....						
Preble.....						
Putnam.....						
Richland.....				1		1
Ross.....	1					1
Sandusky.....		1			1	2
Scioto.....				1		1
Seneca.....						
Shelby.....	1					1
Stark.....						
Summit.....						
Trumbull.....					1	1
Tuscarawas.....						
Union.....			1			1
Van Wert.....					1	1
Vinton.....						
Warren.....						
Washington.....				1		1
Wayne.....				2		2
Williams.....						
Wood.....						
Wyandot.....	1					1
Totals.....	33	9	26	27	12	109

PROSECUTIONS FOR OFFENSES AGAINST PROPERTY, FOR THE YEAR
ENDING JUNE 30, 1883.

Counties.	Arson.					Burglary.				
	Prosecutions still pending.	Acquittal.	Quashed, nolle prosequi, etc.	Imprisonment.	Total number prosecutions.	Prosecutions still pending.	Acquittal.	Quashed, nolle prosequi, etc.	Imprisonment.	Total number prosecutions.
Adams.....	1				1	4				4
Aller.....								6	5	11
Ashland.....		1			1					
Ashtabula.....	1				1	13			1	14
Athens.....						1		2	4	7
Auglaize.....										
Belmont.....							1		5	6
Brown.....		1	1		2		1		2	3
Butler.....						1	1		3	5
Carroll.....									1	1
Champaign.....										
Clarke.....						2		2	6	10
Clermont.....						3			1	4
Clinton.....						1				1
Columbiana.....	1				1			3	1	4
Coshocton.....			1		1				1	1
Crawford.....								1	1	2
Cuyahoga.....		1			1	4	3	1	25	33
Darke.....						2	2	2	4	10
Defiance.....	1				1		1	1	1	3
Delaware.....									1	1
Erie.....								1	4	5
Fairfield.....							1	1	1	3
Fayette.....						6			2	8
Franklin.....				1	1	1	3	8	14	26
Fulton.....									1	1
Gallia.....				1	1	1			2	3
Geauga.....										
Greene.....						3			3	6
Guernsey.....								1		1
Hamilton.....	4				4	44	3		24	71
Hancock.....										
Hardin.....								3		3
Harrison.....									1	1
Henry.....						1				1
Highland.....		1	3		4					
Hocking.....								1	3	4
Holmes.....						2	1		1	4
Huron.....			2		2				1	1
Jackson.....									6	6
Jefferson.....									4	4
Knox.....										
Lake.....										
Lawrence.....							1		1	2
Licking.....		1			1	8	1	1	2	12
Logan.....	2	1	1		4				6	6

PROSECUTIONS FOR OFFENSES AGAINST PROPERTY, ETC.—Continued.

Counties.	Arson.					Burglary.				
	Prosecutions still pending.	Acquittal.	Quashed, nolle prosequi, etc.	Imprisonment.	Total number prosecutions.	Prosecutions still pending.	Acquittal.	Quashed, nolle prosequi, etc.	Imprisonment.	Total number prosecutions.
Lorain.....			1		1					
Lucas.....						4		4	8	16
Madison.....									1	1
Mahoning.....						1	1	3	3	8
Marion.....			1		1				1	1
Medina.....								3		3
Meigs.....									1	1
Mercer.....							1	1		2
Miami.....		1			1			4	18	23
Monroe.....						2		1		3
Montgomery.....								4	19	23
Morgan.....								1		1
Morrow.....							1		1	2
Muskingum.....						3		1	3	7
Noble.....	2	1			3		1		1	2
Ottawa.....										
Paulding.....							1	2	1	4
Perry.....	1				1				3	3
Pickaway.....								3	3	6
Pike.....							1			1
Portage.....										
Preble.....			1		1				3	3
Putnam.....		1		1	2				2	2
Richland.....	1		1		2			3	4	9
Ross.....						5	1	3	1	10
Sandusky.....			1		1	1	1	1		3
Scioto.....			1		1			1	2	3
Seneca.....						2				2
Shelby.....										
Stark.....				1	1		1		6	7
Summit.....									5	5
Trumbull.....									1	1
Tuscarawas.....								5		5
Union.....						2			2	4
Van Wert.....								1	4	5
Vinton.....										
Warren.....						2		2	2	6
Washington.....							1	4	2	7
Wayne.....										
Williams.....			3		3				3	3
Wood.....										
Wyandot.....		1			1				2	2
Totals.....	14	10	17	4	45	121	29	81	240	471

PROSECUTIONS FOR OFFENSES AGAINST PROPERTY—Continued.

Counties.	Embezzlement.					Grand larceny.				
	Prosecutions still pending.	Acquittal.	Quashed, nolle prosequi, etc.	Imprisonment.	Total number prosecutions.	Prosecutions still pending.	Acquittal.	Quashed, nolle prosequi, etc.	Imprisonment.	Total number prosecutions, etc.
Adams	1				1				1	1
Allen		1			1			4	3	7
Ashland			1		1					
Ashtabula	1				1	2	2			4
Athens								1	2	3
Auglaize			1		1					
Belmont		1			1	1	1	1	2	4
Brown						1				1
Butler	4				4				8	8
Cuyahoga								2	2	2
Campaign	1				1	1	1		2	4
Clarke						1	1	1	5	8
Clermont	1				1				1	1
Clinton									1	1
Columbiana	5				5			2	1	3
Coshocton									2	2
Crawford	3				3		1	2	1	4
Cuyahoga	4	3			7	9	1	10	12	32
Darke		2			2	2			1	3
Defiance		1			1					
Delaware										
Erie			2		2	1			3	4
Fairfield	1	1	4		6		2	1	1	4
Fayette						1		2	2	5
Franklin	1		2		3	4	2	5	8	19
Fulton										
Gallia						1				1
Geauga										
Greene	1				1	1	1	7	1	10
Guernsey										
Hamilton	20		1	1	22	67		1	13	81
Hancock						3	1		1	5
Hardin								1	6	7
Harrison								1		1
Henry						2			2	4
Highland						3				3
Hocking		1			1					
Holmes							1		1	2
Huron								1	2	3
Jackson							1			1
Jefferson										
Knox									1	1
Lake								1		1
Lawrence							1		1	2
Licking	1				1	5		1	3	9
Logan										
Lorain										
Lucas	2				2	7	3	4	7	21

PROSECUTIONS FOR OFFENSES AGAINST PROPERTY—Continued.

Counties.	Embezzlement.					Grand larceny.				
	Prosecutions still pending.	Acquittal.	Quashed, nolle prosequi, etc.	Imprisonment.	Total number prosecutions.	Prosecutions still pending.	Acquittal.	Quashed, nolle prosequi, etc.	Imprisonment.	Total number prosecutions.
Madison										
Mahoning		1	2		3				4	4
Marion			1		1				1	1
Medina										
Meigs	4		1		5	1	1	2		4
Mercer							1			1
Miami	1				1		1	8		9
Monroe										
Montgomery			1		1	6	1	11		18
Morgan	1				1	2	2			4
Morrow										
Maskingum						1			1	2
Noble										
Ottawa							1	2		3
Paulding							1			1
Perry	2				2	1				1
Pickaway									1	1
Pike										
Portage							1	2	1	4
Preble										
Putnam										
Richland									1	1
Ross						1				1
Sandusky						1	4	1		6
Scioto			1		1			3		3
Seneca		1			1	1	1	4		6
Shelby							2			2
Stark						2		5		7
Summit										
Trumbull										
Tuscarawas							1			1
Union						3	1			4
Van Wert								2		2
Vinton										
Warren							1			1
Washington							2	1		5
Wayne			1		1	1	1	1		3
Williams						1				1
Wood				1	1			3		3
Wyandot									2	2
Totals	54	12	17	2	85	130	25	71	147	373

PROSECUTIONS FOR OFFENSES AGAINST PROPERTY—Continued.

Counties.	Petit larceny.					Horse stealing.					
	Prosecutions still pending.	Acquittal.	Quashed, nolle prosequi, etc.	Fine.	Imprisonment.	Total number prosecutions.	Prosecutions still pending.	Acquittal.	Quashed, nolle prosequi, etc.	Imprisonment.	Total number prosecutions.
Adams.....											
Allen.....		3		5	1	9			2	1	3
Ashland.....					1	1					
Ashtabula.....	2		1		4	7	4		1	3	8
Athens.....	3		1			4			1	1	2
Auglaize.....				1		1					
Belmont.....				1		1					
Brown.....	3		6		2	11					
Butler.....	3				4	7	1			2	3
Carroll.....											
Champaign.....							1	1	2	1	5
Clarke.....	1		2		7	10				1	1
Clermont.....	6					6	3			1	4
Clinton.....	1		1	2	1	5	1	1	1		3
Columbiana.....	2	1	2			5					
Coshocton.....	1					1			1		1
Crawford.....			2			2					
Cuyahoga.....	1		1		1	3				2	2
Darke.....	1			1		2	1			2	3
Defiance.....				1		1					
Delaware.....					1	1					
Erie.....	1		1		4	6					
Fairfield.....			1			1					
Fayette.....	3	1			1	5					
Franklin.....					3	3					
Fulton.....									2	1	3
Gallia.....			1	2		3				1	1
Geauga.....					2	2					
Greene.....	1		1	1		3	1		2		3
Guernsey.....					1	1					
Hamilton.....	3				2	5	10			4	14
Hancock.....					2	2					
Hardin.....			1		1	2					
Harrison.....					1	1					
Henry.....					3	3					
Highland.....					2	2					
Hocking.....					2	2					
Holmes.....	1		2			3		2	1		3
Huron.....											
Jackson.....			1	1	1	3					
Jefferson.....					3	3					
Knox.....			1	2	3	6	1				1
Lake.....					1	1			1		1
Lawrence.....		1	1			2				1	1
Licking.....	5	1	3		9	18	1		1		2
Logan.....					2	2				1	1
Lorain.....		1	3		8	12		1			1
Lucas.....		1			5	6		3	1		4

PROSECUTIONS FOR OFFENSES AGAINST PROPERTY—Continued.

Counties.	Petit larceny.					Horse stealing.					
	Prosecutions still pending.	Acquittal.	Quashed, nolle prosequi, etc.	Fine.	Imprisonment.	Total number prosecutions.	Prosecutions still pending.	Acquittal.	Quashed, nolle prosequi, etc.	Imprisonment.	Total number prosecutions.
Madison.....					1	1				1	1
Mahoning.....	1	1	2	3	7	14				2	2
Marion.....					3	3					
Meigs.....			1			1					
Mercer.....									2		2
Miami.....	1	1	1	4		7				1	1
Monroe.....			1		1	2					
Montgomery.....		5			12	17				2	2
Morgan.....			2		4	6					
Morrow.....									1		1
Muskingum.....					2	2					
Noble.....											
Ottawa.....			1		1	2					
Panola.....	2			1	1	4					
Perry.....	2			4		6					
Pickaway.....			2	1	1	4				1	1
Pike.....			1			1				2	2
Portage.....	1				1	2				1	1
Preble.....					4	4				2	2
Putnam.....										3	3
Richland.....				1		1				1	1
Ross.....	2			1	1	4			1	1	2
Sandusky.....		1		3	5	9				2	2
Schofield.....		2	3	1	1	7					
Seneca.....				2		2	1				1
Shelby.....	1			2	2	5			1	3	4
Stark.....		2		4	8	14					
Summit.....		3		7	5	15			1	1	2
Trumbull.....	1				1	2			1		1
Tuscarawas.....			4		4	8				1	1
Union.....											
Van Wert.....											
Vinton.....	3					3	1				4
Warren.....			2	1	1	4					
Washington.....			2		1	3					
Wayne.....					2	2					
Williams.....		1	1	1	2	5	1				1
Wood.....	2					2				2	2
Wyandot.....	1				2	3					
Totals.....	55	25	55	53	151	339	27	5	26	51	100

PROSECUTIONS FOR OFFENSES AGAINST PROPERTY—Continued.

Counties.	Receiving, buying, or concealing stolen property.					Obstructing railroad track.					
	Prosecutions still pending.	Acquittal.	Quashed, nolle prosequi, etc.	Fine.	Imprisonment.	Total number prosecutions.	Prosecutions still pending.	Acquittal.	Quashed, nolle prosequi, etc.	Imprisonment.	Total number prosecutions.
Adams											
Allen											
Ashland											
Ashtabula			1			1		1			1
Athens											
Auglaize											
Belmont											
Brown											
Butler.....	1					1					
Carroll											
Champaign											
Clarke					1	1					
Clermont.....					1	1					
Clinton											
Columbiana											
Coshocton											
Crawford											
Cuyahoga	1		3		2	6					
Darke	1					1					
Defiance											
Delaware											
Erie											
Fairfield											
Fayette											
Franklin	1		3	1	1	6					
Fulton											
Gallia											
Geauga											
Greene								1			1
Guernsey											
Hamilton.....	13					13					
Hancock											
Hardin											
Harrison											
Henry.....											
Highland											
Hocking											
Holmes											
Huron											
Jackson			2			2					
Jefferson											
Knox											
Lake											
Lawrence											
Licking											
Logan											
Lorain											
Lucas			1			1					

PROSECUTIONS FOR OFFENSES AGAINST PROPERTY.—Continued.

Counties.	Receiving, buying, or conceal- ing stolen property.					Obstructing railroad track.					
	Prosecutions still pending.	Acquittal.	Quashed, nolle pro- sequi, etc.	Fine.	Imprisonment.	Total number pro- secutions.	Prosecutions still pending.	Acquittal.	Quashed, nolle pro- sequi, etc.	Imprisonment.	Total number pro- secutions.
Madison											
Mahoning		1	2	1		4					
Marion			1			1					
Medina											
Meigs											
Mercer											
Miami											
Monroe											
Montgomery											
Morgan					1	1					
Morrow											
Muskingum											
Noble											
Ottawa							1		1		2
Paulding											
Perry											
Pickaway	1					1					
Pike											
Portage											
Preble											
Putnam											
Richland											
Ross											
Sandusky			1			1					
Scioto			3			3					
Seneca											
Shelby											
Stark											
Summit											
Trumbull											
Tuscarawas											
Union											
Van Wert											
Vinton								1	1		2
Warren											
Washington			1			1		1			1
Wayne											
Williams											
Wood											
Wyandot					1	1					
Totals	18	1	18	2	6	45	1	1	4	1	7

PROSECUTIONS FOR OFFENSES AGAINST PROPERTY, ETC.—Continued.

Counties.	Malicious destruction of property.					Total number prosecutions.
	Prosecutions still pending.	Acquittal.	Quashed, nolle prosequi, etc.	Fine.	Imprisonment.	
Adams			1			1
Allen					1	1
Ashland						
Ashtabula	3		1			4
Athens						
Auglaize						
Belmont						
Brown						
Butler	2		1		1	4
Carroll						
Champaign						
Clarke						
Glermont			1			1
Clinton						
Columbiana						
Coshocton						
Crawford						
Cuyahoga						
Darke			1	1		2
Defiance						
Delaware				1		1
Erie		1				1
Fairfield	2					2
Fayette						
Franklin	2	1	2		1	6
Fulton						
Gallia						
Geauga				1		1
Greene			1			1
Guernsey						
Hamilton	2				3	5
Hancock						
Hardin						
Harrison						
Henry						
Highland						
Hocking						
Holmes				2		2
Huron						
Jackson						
Jefferson			1			1
Knox			3			3
Lake						
Lawrence						
Licking						
Logan						
Lorain	1					1
Lucas			1			1

PROSECUTIONS FOR OFFENSES AGAINST PROPERTY, ETC.—Continued.

Counties.	Malicious destruction of property.					Total number prosecutions.
	Prosecutions still pending.	Acquittal.	Quashed, nolle prosequi, etc.	Fine.	Imprisonment.	
Madison.....					1	1
Mahoning.....				1		1
Marion.....						
Medina.....						
Meigs.....						
Mercer.....						
Miami.....		1		1		2
Monroe.....			1			1
Montgomery.....				1	1	2
Morgan.....			1			1
Morrow.....				2		2
Muskingum.....	1					1
Noble.....						
Ottawa.....						
Paulding.....						
Perry.....	1					1
Pickawav.....						
Pike.....						
Portage.....					1	1
Preble.....			1			1
Putnam.....						
Richland.....			2			2
Ross.....		1				1
Sandusky.....			1			1
Scioto.....						
Seneca.....						
Shelby.....						
Stark.....			2			2
Summit.....						
Trumbull.....						
Tuscarawas.....						
Union.....						
Van Wert.....						
Vinton.....						
Warren.....						
Washington.....						
Wayne.....						
Williams.....						
Wood.....						
Wyandot.....		1				1
Totals.....	15	5	21	11	9	61

PROSECUTIONS FOR OFFENSES AGAINST PROPERTY—Continued.

Counties.	Malicious destruction of trees and crops.					Obtaining money by false pretenses.						
	Prosecutions still pending.	Acquittal.	Quashed, nolle prosequi, etc.	Fine.	Imprisonment.	Total number prosecutions.	Prosecutions still pending.	Acquittal.	Quashed, nolle prosequi, etc.	Fine.	Imprisonment.	Total number prosecutions.
Lucas			1			1	1		2		1	4
Madison												
Mahoning			1			1						
Marion												
Medina							1					1
Meigs												
Mercer							1		3			4
Miami												
Monroe												
Montgomery								1				1
Morgan									1			1
Morrow												
Muskingum				1		1						
Noble												
Ottawa												
Paulding												
Perry										1		1
Pickaway											1	1
Pike			3	1		4						
Portage												
Preble												
Putnam									1			1
Richland												
Ross												
Sandusky									1			1
Scioto		1	2			3			1			1
Seneca												
Shelby									4		1	5
Stark									2		1	3
Summit								1				1
Trumbull												
Tuscarawas									2			2
Union												
Van Wert												
Vinton			1			1						
Warren												
Washington				1		1					1	1
Wayne												
Williams												
Wood		1				1					1	1
Wyandot												
Totals	1	3	8	4		16	53	9	52	2	12	128

PROSECUTIONS FOR OFFENSES AGAINST PROPERTY—Concluded.

Counties.	Forgery.					All other crimes against property.					
	Prosecutions still pending.	Acquittal.	Quashed, nolle prosequi, etc.	Imprisonment.	Total number prosecutions.	Prosecutions still pending.	Acquittal.	Quashed, nolle prosequi, etc.	Fine.	Imprisonment.	Total number prosecutions.
Adams.....											
Allen.....	1		2		3					2	2
Ashland.....	1				1						
Ashtabula.....	8				8				7		7
Athens.....	1		1	3	5						
Auglaize.....	2	2			5	2			1		3
Be mont.....			5	1	6					2	2
Brown.....						1	1				2
Butler.....	3			4	7	3				2	5
Carroll.....											
Champagn.....			2		2						
Clarke.....	1		3	3	7	1		1			2
Clermont.....	7				7	1					1
Clinton.....											
Columbiana.....	1		2	1	4	1	2		1		4
Coshocton.....			1		1	1			1		2
Crawford.....										1	1
Cuyahoga.....	16		5	2	23	10				1	11
Darke.....	2			1	3					1	1
Defiance.....				3	3			1			1
Delaware.....			4	1	5		1				1
Erie.....											
Fairfield.....	3		4	2	9						
Fayette.....	1	1			2						
Franklin.....			17		17			20		2	22
Fulton.....								2			2
Gallia.....	3				3			1			1
Geauga.....											
Greene.....	2		6		8	1				2	3
Guernsey.....											
Hamilton.....	19			1	20	4		1		1	6
Hancock.....	4		1	1	6						
Hardin.....											
Harrison.....								1			1
Henry.....											
Highland.....	2		2	1	5	1	1	1			3
Hocking.....	2				2				1	1	2
Holmes.....											
Huron.....	1			1	2			1			1
Jackson.....									2		2
Jefferson.....				3	3						
Knox.....											
Lake.....	1				1			2		2	4
Lawrence.....						1					1
Licking.....	6				6	2					2
Logan.....											
Lorain.....	1				1			3		1	4

PROSECUTIONS FOR OFFENSES AGAINST PROPERTY—Concluded.

Counties.	Forgery.					All other crimes against property.					
	Prosecutions still pending.	Acquittal.	Quashed, nolle prosequi, etc.	Imprisonment.	Total number prosecutions.	Prosecutions still pending.	Acquittal.	Quashed, nolle prosequi, etc.	Fine.	Imprisonment.	Total number prosecutions.
Lucas.....	3		1	1	5	1					1
Madison.....			2	1	3						
Mahoning.....								1	2		3
Marion.....										1	1
Medina.....											
Meigs.....											
Mercer.....			1		1						
Miami.....			3	5	8				1		1
Monroe.....	1				1						
Montgomery.....			1	3	4		1	3		3	7
Morgan.....								2			2
Morrow.....											
Muskingum.....											
Noble.....											
Ottawa.....									1		1
Paulding.....	1				1				1		1
Perry.....											
Pickaway.....										1	1
Pike.....											
Portage.....			1		1				1		1
Preble.....	2				2						
Putnam.....				1	1						
Richland.....										1	1
Ross.....			3		3						
Sandusky.....			1		1						
Scioto.....				2	2						
Seneca.....				3	3						
Shelby.....	3		5	3	11		1		1	2	4
Stark.....	1				1		1	2	1	1	5
Summit.....							1			2	3
Trumbull.....											
Tuscarawas.....			4		4		1			2	3
Union.....							7		1	4	12
Van Wert.....				1	1				1		1
Vinton.....									1		1
Warren.....				1	1					1	1
Washington.....			1		1				2		2
Wayne.....	1				1		1			1	2
Williams.....											
Wood.....	2				2						
Wyandot.....				4	4		1				1
Totals.....	102	4	78	53	237	35	12	45	24	38	154

PROSECUTIONS FOR OFFENSES AGAINST THE PUBLIC PEACE—Continued.

Counties.	Carrying concealed weapons.					Riot.						
	Prosecutions still pending.	Acquittal.	Quashed, nolle prosequi, etc.	Fine.	Imprisonment.	Total number prosecutions.	Prosecutions still pending.	Acquittal.	Quashed, nolle prosequi, etc.	Fine.	Imprisonment.	Total number prosecutions.
Muskingum.....												
Noble.....				3		3		1				1
Ottawa.....												
Paulding.....												
Ferry.....	3					3	2		1	1		4
Pickaway.....				1	1	2						
Pike.....				2		2						
Portage.....												
Preble.....												
Putnam.....												
Richland.....					1	1						
Ross.....	1			1	1	3			2			2
Sandusky.....		2				2						
Scioto.....					1	1		2				2
Seneca.....										1		1
Shelby.....				1		1						
Stark.....												
Summit.....												
Trumbull.....				1		1						
Tuscarawas.....				1		1						
Union.....					1	1						
Van Wert.....			1	2		3						
Vinton.....		2	2			4						
Warren.....												
Washington.....					2	2						
Wayne.....												
Williams.....												
Wood.....												
Wyandot.....												
Totals.....	21	8	22	59	17	127	4	6	8	3	1	22

PROSECUTIONS FOR OFFENSES AGAINST PUBLIC PEACE—Continued.

Counties.	Breach of peace, and all other offenses against public peace.					Illegal voting, and all other offenses against right of suffrage.						
	Prosecutions still pending.	Acquittal.	Quashed, nolle prosequi, etc.	Fine.	Imprisonment.	Total number prosecutions.	Prosecutions still pending.	Acquittal.	Quashed, nolle prosequi, etc.	Fine.	Imprisonment.	Total number prosecutions.
Adams												
Allen												
Ashland												
Ashtabula												
Athens		1				1						
Auglaize	4			2		6						
Belmont	1	1				2						
Brown												
Butler												
Carroll	1					1						
Champaign				1		1						
Clarke												
Clermont	4		1	1		6						
Clinton												
Columbiana				1	1	2						
Coshocton				1		1						
Crawford												
Cuyahoga												
Darke				1		1						
Defiance												
Delaware	1	1				2						
Erie							1					1
Fairfield				1		1						
Fayette								1				1
Franklin												
Fulton												
Galla		1	2			3						
Geauga				1	1	2						
Greene				1		1						
Guernsey												
Hamilton												
Hancock	2					2						
Hardin			1			1						
Harrison				3		3						
Henry												
Highland												
Hocking				2		2						
Holmes	1			5		6						
Huron								1				1
Jackson		3	2	4		9						
Jefferson			2			2						
Knox												
Lake												
Lawrence	2	1		1		4						
Licking	4					4	1					1
Logan												
Lorain			1	1		2						
Lucas												
Madison												
Mahoning	2		5			7						
Marion												
Medina												
Meigs				1		1						
Mercer												
Miami			1	2		3						
Monroe	1			1		2						
Montgomery		8	3		3	14						
Morgan								1				1
Morrow	1					1						
Muskingum				2		2						

PROSECUTIONS FOR OFFENSES AGAINST PUBLIC PEACE—Concluded.

Counties.	Breach of peace, and all other offenses against public peace.					Illegal voting, and all other offenses against right of suffrage.						
	Prosecutions still pending.	Acquittal.	Quashed, nolle prosequi, etc.	Fine.	Imprisonment.	Total number prosecutions.	Prosecutions still pending.	Acquittal.	Quashed, nolle prosequi, etc.	Fine.	Imprisonment.	Total number prosecutions.
Noble.....												
Ottawa.....												
Faulding.....												
Ferry.....												
Pickaway.....												
Pike.....		1	1	2		4						
Portage.....												
Preble.....				2		2						
Putnam.....												
Richland.....		1	1		2	4						
Ross.....	2											
Sandusky.....				1	1	2						
Scioto.....				1	1	2						
Seneca.....					1	1						
Shelby.....												
Stark.....				1		1						
Summit.....												
Trumbull.....												
Tuscarawas.....			1			1						
Union.....	5		1			6						
Van Wert.....										1		1
Vinton.....	2			10		12						
Warren.....				1	1	2						
Washington.....			1	1		2						
Wayne.....												
Williams.....												
Wood.....												
Wyandot.....												
Totals.....	33	18	23	51	11	106	2	3		1		6

PROSECUTIONS FOR OFFENSES AGAINST PUBLIC JUSTICE, ETC.—Concluded.

Counties.	Perjury and sub- ornation of perjury.				Bribery and attempt to bribe, and all other offenses against pub- lic justice.				All other offenses against public health.								
	Prosecutions still pending.	Acquittal.	Quashed, nolle prosequi, etc.	Imprisonment.	Total number prosecutions.	Prosecutions still pending.	Acquittal.	Quashed, nolle prosequi, etc.	Fine.	Imprisonment.	Total number prosecutions.	Prosecutions still pending.	Acquittal.	Quashed, nolle prosequi, etc.	Fine.	Imprisonment.	Total number prosecutions.
Morrow				1	1												
Muskingum																	
Noble																	
Ottawa																	
Paulding																	
Perry																	
Pickaway																	
Pike									4								
Portage																	
Preble						1					1						
Putnam																	
Richland								1		1	2			1			1
Ross	2				2	1					1						
Sandusky																	
Scioto			2		2												
Seneca																	
Shelby																	
Stark																	
Summit												2					2
Trumbull						2	1	4			5						
Tuscarawas								1			3						
Union																	
Van Wert																	
Vinton																	
Warren																	
Washington								1			1						
Wayne																	
Williams																	
Wood																	
Wyandot			1		1												
Totals	17	6	11	11	45	11	6	20	6	5	48	4	2	8			9

PROSECUTIONS FOR OFFENSES AGAINST CHASTITY AND MORALITY—Continued.

Counties.	Bigamy.				Incest.				Adultery and fornication.							
	Prosecutions still pending.	Acquitted.	Quashed, nolle prosequi, etc.	Imprisonment.	Total number prosecutions.	Prosecutions still pending.	Acquitted.	Quashed, nolle prosequi, etc.	Imprisonment.	Total number prosecutions.	Prosecutions still pending.	Acquitted.	Quashed, nolle prosequi, etc.	Fine.	Imprisonment.	Total number prosecutions.
Muskingum						1				1						
Noble																
Ottawa																
Paulding																
Perry																
Pickaway																
Pike																
Portage						3				3						
Preble																
Putnam																
Richland																
Ross	2				2											
Sandusky																
Scioto																
Seneca																
Shelby																
Stark																
Summit	1			1	2											
Trumbull																
Tuscarawas																
Union																
Van Wert															1	1
Vinton				1	1						2					2
Warren													2			2
Washington						1		2	3							
Wayne																
Williams																
Wood																
Wyandot				1	1											
Totals	8	1	4	9	22	5	2	2	2	11	5	1	9	1	5	21

PROSECUTIONS FOR OFFENSES AGAINST CHASTITY AND MORALITY—Concluded.

Counties.	Seduction under promise of marriage.				Keeping house of ill-fame.					Indecent exposure, and all other offenses against chastity and morality.							
	Prosecutions still pending.	Acquittal.	Quashed, nolle prosequi, etc.	Imprisonment.	Total number prosecutions.	Prosecutions still pending.	Acquittal.	Quashed, nolle prosequi, etc.	Fine.	Imprisonment.	Total number prosecutions.	Prosecutions still pending.	Acquittal.	Quashed, nolle prosequi, etc.	Fine.	Imprisonment.	Total number prosecutions.
Noble.....																	
Ottawa.....																	
Paulding.....																	
Ferry.....																	
Pickaway.....																	
Pike.....																	
Portage.....						1					1						
Preble.....																	
Putnam.....																	
Richland.....																	
Ross.....													1				1
Sanduaky.....														1			1
Scioto.....						1	1	2	5		9			1	1	1	2
Seneca.....								1	1	3	5				1		1
Shelby.....																	
Starke.....																	
Summit.....	1				1					1	1						
Trumbull.....																	
Tuscarawas.....								1			1						
Union.....	1				1												
Van Wert.....												2			1		3
Vinton.....	1				1	2											
Warren.....																	
Washington.....										1	1						
Wayne.....																	
Williams.....														1			1
Wood.....																	
Wyandot.....																	
Totals.....	10	1	1	12	83	5	23	9	9	129	50	5	24	17	25	121	

PROSECUTIONS FOR OFFENSES AGAINST PUBLIC POLICY, FOR THE
YEAR ENDING JUNE 30, 1883.

Counties.	Offenses against the gambling laws.					Offenses against the liquor laws.						
	Prosecutions still pending.	Acquittal.	Quashed, nolle prosequi, etc.	Fine.	Imprisonment.	Total number prosecutions.	Prosecutions still pending.	Acquittal.	Quashed, nolle prosequi, etc.	Fine.	Imprisonment.	Total number prosecutions.
Adams.....							2	3	6			11
Allen.....		1	1			2		3	4	1		8
Ashland.....												
Ashtabula.....	7		2	6		15	14	2	17	9	2	44
Athens.....								1	4			5
Auglaize.....								3	1			4
Belmont.....			1			1	14	2	9	58		83
Brown.....	1		1			2	5		11	4		20
Butler.....											9	9
Carroll.....							6	1	3	13		23
Champaign.....		1		2		3	13	2	13	5	7	40
Clarke.....			2	3		5	3		40	60	18	121
Clermont.....				1		1	11	2	25	29		67
Clinton.....				3		3			1	15		16
Columbiana.....							47		81	96	11	235
Coshocton.....	1		1	3		5	4		8	19		31
Crawford.....												
Cuyahoga.....							1					1
Darke.....			2	1		3			8	49		57
Defiance.....							3		5			8
Delaware.....			1	1		2	3		10	2	2	17
Erie.....									4	2		6
Fairfield.....	2					2	4			1		5
Fayette.....	1		1	5		7	29		33	34		96
Franklin.....			1			1	6		3			9
Fulton.....									5	8		13
Gallia.....									1			1
Geauga.....			2			2	1				1	2
Greene.....							187	2	62	18		269
Guernsey.....							15		11	89	3	118
Hamilton.....	2					2						
Hancock.....							2	1	3	2	5	13
Hardin.....									9	6		15
Harrison.....				1		1	8		10	20		38
Henry.....			2			2						
Highland.....							6		6	4	1	17
Hocking.....				3		3	2			8		10
Holmes.....							1			2		3
Huron.....							19		12	6	6	43
Jackson.....			1	4		5		11	13	28		52
Jefferson.....									35	47	20	122
Knox.....										4		4
Lake.....												
Lawrence.....			1	1		2		2	14	28		44
Licking.....	1		2			3		3	3	1		7
Logan.....			2	9		11	28		138	55		221
Lorain.....							9	2	2	13	7	29

PROSECUTIONS FOR OFFENSES AGAINST PUBLIC POLICY—Continued.

Offenses against the gambling laws. Offenses against the liquor laws.

Counties.	Offenses against the gambling laws.					Offenses against the liquor laws.						
	Prosecutions still pending.	Acquittal.	Quashed, nolle prosequi, etc.	Fine.	Imprisonment.	Total number prosecutions.	Prosecutions still pending.	Acquittal.	Quashed, nolle prosequi, etc.	Fine.	Imprisonment.	Total number prosecutions.
Lucas							1		1			1
Madison							2					2
Mahoning							1	1		5	4	11
Marion									5	5		11
Medina							4		4	11	16	35
Meigs				1		1			5	7	4	16
Mercer									1			1
Miami			4	15		19		1	11	54	5	71
Monroe			1			1	9	1	43	52	6	111
Montgomery									1			1
Morgan				2		2	3		13	5	3	24
Morrow												
Muskingum											1	1
Noble				2		2	5			9		14
Ottawa									3			3
Paulding											1	1
Perry							1					1
Pickaway	4					4	1			1		6
Pike										2		2
Portage					1	1	15	1	12	9	4	41
Preble										4		4
Putnam										4		4
Richland							1	1	2	4	9	8
Ross	1					1						2
Sandusky			1			1	1	1	2		1	5
Scioto			2	2	1	5	6		16	52	4	77
Seneca												
Shelby							1			9	1	11
Stark							2	1	2	3	1	9
Summit							1		6	4	4	15
Trumbull							12		17	7	4	40
Tuscarawas							3		14	14		31
Union							5			4		9
Van Wert										2		2
Vinton										2	3	5
Warren					1	1	9	1	2	3	6	20
Washington							1		1	4		6
Wayne							3		15	16		34
Williams				1		1	3			3	1	7
Wood										6		6
Wyandot							5		3	1	3	12
Totals	20	2	31	66	3	122	537	38	811	1063	167	2006

PROSECUTIONS FOR OFFENSES AGAINST PUBLIC POLICY—Continued.

Counties.	All other offenses against public policy.					Prosecutions for all other offenses not named heretofore.						
	Prosecutions still pending.	Acquittal.	Quashed, nolle prosequi, etc.	Fine.	Imprisonment.	Total number prosecutions.	Prosecutions still pending.	Acquittal.	Quashed, nolle prosequi, etc.	Fine.	Imprisonment.	Total number prosecutions.
Adams.....												
Allen.....				4		4						
Ashland.....												
Ashtabula.....							1		2			3
Athens.....												
Auglaize.....												
Belmont.....												
Brown.....	1	1	2			4		1				1
Butler.....							2					2
Carroll.....												
Champaign.....												
Clarke.....									1			1
Clermont.....												
Clinton.....			1			1			5			5
Columbiana.....												
Coshocton.....												
Crawford.....								1	1			2
Cuyahoga.....												
Darke.....									4			4
Defiance.....												
Delaware.....												
Erie.....												
Fairfield.....												
Fayette.....				1		1		1				1
Franklin.....												
Fulton.....												
Gallia.....							1		1			2
Geauga.....				1		1	2					2
Greene.....	104		26	3		133	1					1
Guernsey.....												
Hamilton.....							5			1		4
Hancock.....												
Hardin.....												
Harrison.....												
Henry.....												
Highland.....		1				1						
Hocking.....		1				1	1					1
Holmes.....												
Huron.....								4		2		6
Jackson.....		2	3		1	6						
Jefferson.....							1			1		2
Knox.....				2		2						
Lake.....												
Lawrence.....								2	2			4
Licking.....							2		1			3

PROSECUTIONS FOR OFFENSES AGAINST PUBLIC POLICY—Continued.

Counties.	All other offenses against public policy.					Prosecutions for all other offenses not named heretofore.						
	Prosecutions still pending.	Acquittal.	Quashed, nolle prosequi, etc.	Fine.	Imprisonment.	Total number prosecutions.	Prosecutions still pending.	Acquittal.	Quashed, nolle prosequi, etc.	Fine.	Imprisonment.	Total number prosecutions.
Logan								2				2
Lorain												
Lucas							1	2				3
Madison												
Mahoning												
Marion												
Medina												
Meigs									1			1
Mercer												
Miami				1	1			1				1
Monroe			1		1			1				1
Montgomery						1	1			2		4
Morgan							1	2				3
Morrow												
Muskingum												
Noble												
Ottawa												
Paulding					1	1						
Perry												
Pickaway												
Pike												
Portage												
Preble	2					2						
Putnam												
Richland			1			1						
Ross												
Sandusky												
Scioto							2					2
Seneca								1				1
Shelby									5	1		6
Stark	1				1							
Summit					1	1						
Trumbull												
Tuscarawas	8			1		9						
Union												
Van Wert				2		2						
Vinton												
Warren												
Washington												
Wayne												
Williams												
Wood												
Wyandot										1		1
Totals	115	6	34	14	4	173	17	3	20	22	7	69

DIVORCE STATISTICS OF OHIO, FOR THE YEAR ENDING JUNE 30, 1883.

Counties.	Cause: Adultery.											
	Total number suits brought.	Number suits brought by husband.	Number suits brought by wife.	Granted when brought by husband.	Refused when brought by husband.	Granted when brought by wife.	Refused when brought by wife.	Number suits still pending.	Number wherein alimony was allowed wife.	Number wherein question of custody of children was raised.	Children given to father.	Children given to mother.
Adams	2	2						2				
Allen	4	3	1	2	1		1	1		1	1	1
Ashtabula	4	4	4	3		1	1		1			
Ashland	4	5	4	1	2	1	2	3		2	1	1
Athens	5	4	4	1				2			1	1
Auglaize	3	1	1	2		1				1	1	
Belmont	3	3	2	5			1	2		2	1	1
Brown												
Butler	6	2	4			1		5				
Carroll	2	2	2			1		1				
Champaign	10	4	6	2		1	1	7	1	1	1	1
Clarke	23	15	8	5	5	3	3	8	1	2	1	1
Clermont	11	7	4	4	1	1	1	5		1	1	1
Clinton	9	4	5	2	2	2	2	1	1			
Columbiana	10	7	3	3	2	2	1	2		1	1	1
Coshocton	5	5	5	4				1	1	1	1	1
Crawford	4	4	2		1	2		1	1	1	2	1
Cuyahoga	71	81	40	18	7	24	18	19	16	14	2	9
Darke	4	2	2	2		1		1		1	1	
Defiance	4	1	3	1				3				
Delaware	7	4	3	2	1	2	1	3				
Eric	8	4	4	2	2	2	1	1	1	1	1	1
Fairfield	3	2	1	1		1			2		1	
Fayette	7	2	2	1	1	1		5	1	1	1	
Franklin	59	35	24	15	3	11	2	23	7	1	4	6
Fulton	4	3	1	1	1	1		1		1	1	1
Gallia	9	3	6	3		4		2		3	1	3
Geauga	5	5	3	2		2	1			3	2	1
Greene	8	5	3			3		5	1	3		1
Guernsey	4	1	1		2	1		1	1			
Hamilton	220	71	149	13		8		199	1	4	1	3
Hancock	2	1	1	1		1						
Hardin	5	4	1	4		1				1	1	
Harrison	2	2		1	1	1				2	1	1
Henry	1							1				
Highland	8	5	3	3	2	1	1	1		2	1	1
Hocking	5	2	3		2	2		1	1			
Holmes	3	3		2				1		2	1	1
Huron	7	3	4	2		3		2	1	2	2	
Jackson	4	4	3	3	1				2			
Jefferson	18	11	7	5		3	1	9	1	1	1	1
Knox	9	6	3	1	2	2		4		1		1
Lake	10	3	7	1		1	1	7	1	1		1
Lawrence	18	7	11	5	2	6	1	4		3		3
Licking	11	8	3	1	1		1	3	3	1	1	
Logan	1	1	4	1		4						
Lorain	3	3	1	1	1			1		1		
Lucas	48	11	37	4	1	25	2	16	4	4		4
Madison	1	1				1						
Mahoning	8	3	5			2	2	4	1	1		1
Marion	8	3		1	5			2	1	2		2
Medina	4	4		2	1			1		1	1	
Melgs	7	6	1	3		1		1		2		2
Mercer	4	3	1			1		3				
Miami	10	4	6	4		4		2	2		2	2
Monroe	3	3	1	1		1		1		1	1	
Montgomery	32	18	14	3	5		4	20				
Morgan	2	2	2			2			2			2
Morrow	3	2	1	2		1			2	2	1	1
Muskingum	5	3	2	1		2		2	2			1

DIVORCE STATISTICS—Continued.

Counties.	Cause: Adultery.											
	Total number suits brought.	Number suits brought by husband.	Number suits brought by wife.	Granted when brought by husband.	Refused when brought by husband.	Granted when brought by wife.	Refused when brought by wife.	Number suits still pending.	Number wherein alimony was allowed wife.	Number wherein question of custody of children was raised.	Children given to father.	Children given to mother.
Noble.....	2	1	1			1		1				
Ottawa.....	2	2		1		2	1				1	1
Paulding.....	4	2	2			2			1			
Perry.....	4	4			2			2				
Pickaway.....	2		2			2				2		2
Fike.....	2	1	1			1		1				
Portage.....	11	8	3	5	2			4		2	1	1
Preble.....	2	1	1	1		1			1			1
Putnam.....	1	1		1								
Richland.....	3		3			2		2			1	1
Ross.....	10	5	5		1	3		6				
Sandusky.....	7	3	4	3	1	3		1	1	2		2
Scioto.....	7	3	4	3		1	2				1	1
Seneca.....	4	1	3	1		2		1	1		1	1
Shelby.....	2	1	1	1		1			1		1	1
Stark.....	20	11	9	5		7		1	4	2	1	2
Summit.....	14	8	6	5	1		2					2
Trumbull.....	12	9	3		1	1		5				1
Tuscarawas.....	4	2	2		2	1		1				
Union.....	6	1	5		1	1	1	3				
Van Wert.....	5	3	2	2		1	1	1	1			
Vinton.....	7	4	3	2		3		2	1	4	1	2
Warren.....	2	2			2							
Washington.....	15	8	7	5	3	2	2	2	3	2		2
Wayne.....	6	4	2		1		1	4				
Williams.....	1	1						1				
Wood.....	6	3	3	3		3						
Wyandot.....	3	2	1	1				2			2	
Totals.....	947	465	482	192	88	177	51	444	69	95	42	75

DIVORCE STATISTICS—Continued.

Counties.	Cause: Absence and neglect.											
	Total number suits brought.	Number suits brought by husband.	Number suits brought by wife.	Granted when brought by husband.	Refused when brought by husband.	Granted when brought by wife.	Refused when brought by wife.	Number suits still pending.	Number wherein alimony was allowed wife.	Number wherein custody of children was raised.	Children given to father.	Children given to mother.
Adams	7	2	5			4	1	2	4			5
Allen	15	5	10	2	1	8	1	2	7	6	1	4
Ashland	16	5	11	3	2	8	2	2	7	4		4
Ashtabula	59	21	38	10	5	25	3	15	7	8	6	1
Athens	6	3	3	2	1	2	1	1	1	1		
Auglaize	6	3	3	4	2	2	2	2	1	2		2
Belmont	21	3	18	1	2	10	2	5	1	2		2
Brown	16	2	10	4	2	8	2	5	8	3		3
Butler	14	5	9			5	1	5	5	3		1
Carroll			2			2						
Champaign	19	6	13	2	3	4	2	2	1	2	2	
Clarke	20	9	11	5	1	7	2	5	1	2	1	
Clermont	18	9	9	5	1	4	2	5	1			
Clinton	30	10	20	4	1	5	5	15				
Columbiana	25	7	18	2	2	11		10	2			
Coshocton	10	2	8			6	1	1				
Crawford	16	5	10	2		6	2	5	1	2	2	5
Cuyahoga	171	69	102	29	16	58	23	23	23	45	21	9
Darke	41	19	22	12	5	18	5	18	1	8	8	8
Delaware	20	8	12	3	1	12		6	4			1
Erie	12	2	10			4		4	4			2
Fairfield	18	3	15	1	2	10	2	3	2	2	7	1
Fayette	15	3	12	1	1	9	2	3	6	1		
Franklin	16	6	9	1	1	4	2	10	9	1	10	1
Fulton	68	24	44	11	2	34	2	3	1		1	1
Gallia	8	2	6	1	1	2	1	1		3		
Geauga	13	3	10	4	1	2		2	1			
Greene	18	6	12	4	1	5	1	1		3		3
Guernsey	9	2	7			6		1		5		3
Hamilton	311	116	195	17	5	70	15	20	18	16	13	4
Hancock	24	8	16	5	1	9	2	8	2			3
Hardin	15	2	13	1	1	9		2	1	4	1	
Harrison	2	1	1					1				
Henry	5		5			5			2	3		3
Highland	14	4	10	1	1	7	2	3	1	4		2
Hocking	10	2	8		3	4		1	5			2
Holmes	7	1	6			3	1	1	1			4
Huron	15	2	13	3		2	2	2	4			4
Jackson	11	6	5	4		5	2	6	6		2	
Jefferson	23	7	16	4		7	1	10		1	1	4
Knox	12	3	9			6		1	2	7		2
Lake	15	1	14			4		1	1	2		
Lawrence	5	9				3		3				3
Licking	19	10	9	5	2	8	1	8		3		2
Logan	17	5	12	5	4	8	3	9	3		1	2
Lorain	16	6	10	5	1	9	3	2	7		1	6
Lucas	57	14	43	5	2	30	1	10	8	8		6
Madison	7	1	6			6		1	1			1
Mahoning	34	1	21	3	6	6	2	7	5		1	4
Marion	18	13	5	5		6	2	17	4	2	2	8
Medina	7	2	5	2		2	1	2	1	2		
Meigs	4	1	3	1		2		1	3			
Mercer	4	1	3			3		1				1
Miami	9	4	5	1	1	3		3				
Monroe	8	3	5	1	1	3	2		1			2
Montgomery	79	23	56	10	2	21	12	34	3	9	9	1
Morgan	7									1		
Morrow	10	4	6	2	1	2	2	3	3	3		5
Muskingum	15	5	10	3		2	2	8	3		2	3

DIVORCE STATISTICS—Continued.

Counties.	Cause: Absence and neglect.											
	Total number suits brought.	Number suits brought by husband.	Number suits brought by wife.	Granted when brought by husband.	Refused when brought by husband.	Granted when brought by wife.	Refused when brought by wife.	Number suits still pending.	Number wherein alimony was allowed wife.	Number wherein custody of children was raised.	Children given to father.	Children given to mother.
Noble	2	2		2								
Ottawa	17	5	4	2	1	3	1	2	2			
Faulding	18	7	12	2		3	1	2	2			
Ferry	17	11	3	2	1	3	4	2	4			
Pickaway	19	7	12	2	1	3	5	4	4			
Pike	23	11	12	2	1	10	4	3	1			
Portage	17	4	13	2	4	7	7	3	4			
Preble	7	4	3	4		2	1	2	2			
Putnam	27	6	21	7		17	2	3	2			
Richland	18	7	11	2	1	5	1	1				
Ross	11	6	5	4		4	3	2	2			
Sandusky	11	4	7	2		5	3	2	2			
Scioto	19	1	18	1		13	2	3	1			
Seneca	6	2	4	1		1	1	3	1			
Shelby	40	13	27	5	2	27	1	6	5			
Stark	29	10	19	4	3	14	3	5	9			
Summit	30	8	22	4	3	6	11	3	3			
Trumbull	19	5	14	3	3	7	3	10	3			
Tuscarawas	19	4	15	5	1	1	3	6	1			
Union	18	8	10	5	1	4	2	4	2			
Van Wert	6	2	4	2		2	2	1	1			
Vinton	16	7	9	4		4	2	3	3			
Warren	9	5	4	2	1	2	2	1	1			
Washington	24	8	16	3	4	10	1	4	4			
Wayne	11	6	5	4	1	4	1	1	3			
Williams	17	7	10	4		8	1	4	2			
Wood	7	5	2	1		1		5				
Wyandot												
Totals	1965	705	1280	238	113	718	181	685	207	253	44	237

DIVORCE STATISTICS—Continued.

Counties.	Cause: Cruelty.											
	Total number suits brought.	Number suits brought by husband.	Number suits brought by wife.	Granted when brought by husband.	Refused when brought by husband.	Granted when brought by wife.	Refused when brought by wife.	Number suits still pending.	Number wherein alimony was allowed wife.	Number wherein custody of children was raised.	Children given to father.	Children given to mother.
Adams	1		1			1						1
Allen	6		6			4						4
Ashland	7		7			2						2
Ashtabula	84	8	28	2	8	14	4	11	3	4		4
Athens												
Auglaize	7		7			4						2
Belmont	6	2	4			3			2			1
Brown	8	1	7		1	2				1		1
Butler	10	3	7	2				6		1		
Carroll	2		2			2						
Champaign	12	1	11			3		3		1		1
Clarke	12		12			5	4	1	1	4		3
Clermont	13	2	11	1		2	8	7	1			
Clinton	12	2	10			4	5	3				
Columbiana	11	1	10			2	1	8		1		1
Coshocton	2		2			2						
Crawford	8	2	6	2		4				1		2
Cuyahoga	73	11	62	1	5	21	18	11	17			12
Darke	10	1	9			7		3	1			
Defiance	2		2			1		1				
Delaware	9	1	8		1	2	1	5		3		3
Erie	11		11			5	6	5				4
Fairfield	4		4			1	2			1		1
Fayette	5	1	4			2	1	2	2	3		3
Franklin	31	2	29		1	10	2	18	1			2
Fulton	6		6			5	1	2		1		2
Gallia	2		2				2					
Geauga	3		3			3			1	3		3
Greene	15	2	13	1	1	6	1	6	4	10		4
Guernsey	3		3			1	1	2	1	1		1
Hamilton	254	17	237	1		19	2	232	3	1		1
Hancock	1		1									
Hardin	5		5			4	1			1		1
Harrison	2		2				2					
Henry	1		1			1						
Highland	2		2			2			1	1		1
Hocking	5		5			1	2	2		1		1
Holmes	3		3			2	1		1	1		1
Huron	8	2	6	2		5		1	1	3		3
Jackson	2		2			2						
Jefferson	10	3	7		3	1	6					
Knox	4	1	3		1	3			2	1		1
Lake	5		5				2	3		1		1
Lawrence	7		7			7			1			
Licking	13		13			8	1	9	2	1		1
Logan	7	2	5	1	2	3	1		1			
Lorain	4	1	3		1	1	1	2		1		
Lucas	26	6	20		2	15	1	8	6	4	2	2
Madison	2		2			1	1	1				1
Mahoning	23		23			2	6	15	2	2		2
Marion	7		7			4	3		2	1		2
Medina	4		4			2				1		1
Meigs	1		1									
Mercer	4	1	3			1	3		1	1	2	2
Miami	5	1	4	1		3	1		1			1
Monroe	4		4					4				
Montgomery	40	6	34	2	8	8	10	17	2	6	1	5
Morgan	1		1			1	1		1			
Morrow	2		2			1			1			
Muskingum	4		4				1		3			
Noble	3		3			3			2			

DIVORCE STATISTICS—Continued.

Counties.	Cause: Cruelty.											
	Total number suits brought.	Number suits brought by husband.	Number suits brought by wife.	Granted when brought by husband.	Refused when brought by husband.	Granted when brought by wife.	Refused when brought by wife.	Number suits still pending.	Number wherein alimony was allowed wife.	Number wherein custody of children was raised.	Children given to father.	Children given to mother.
Ottawa.....	26		26			1	5					
Paulding.....						1	1			1		1
Perry.....	5		5			1	1	3		1		1
Pickaway.....												
Pike.....	1		1			1						
Portage.....		1					5	2				
Preble.....	3	1	2		1	2						2
Putnam.....	4		4				1		2	1		
Richland.....	6	3	3			2	3	3	2			1
Ross.....	3	1	2		1	1	1					
Sandusky.....	17	7	17			7	5	5	2	4		4
Scioto.....	7	2	5	1		1	4	1				
Seneca.....	3	1	2	1		2			1			2
Shelby.....	2		2			2						
Stark.....	2		2			16						
Summit.....	13	1	12			2	6	5	1	2		1
Trumbull.....	14	1	13			2	7	5	2			1
Tuscarawas.....	7		7			2	3	2		2		2
Union.....	6	1	5	1		5				1		1
Van Wert.....	4	1	3			1	1	2		1		1
Vinton.....	2		2			1	1	1				
Warren.....												
Washington.....	6		6			5	1					1
Wayne.....	13		13			5	1	7	2	2		2
Williams.....	2		2					2				
Wood.....	10	2	8			8		2		1		1
Wyandot.....												
Totals.....	949	95	854	19	27	286	153	462	92	102	5	104

DIVORCE STATISTICS—Continued.

Counties.	Cause: Drunkenness.											
	Total number suits brought.	Number suits brought by husband.	Number suits brought by wife.	Granted when brought by husband.	Refused when brought by husband.	Granted when brought by wife.	Refused when brought by wife.	Number suits still pending.	Number wherein alimony was allowed wife.	Number wherein question of custody of children was raised.	Children given to father.	Children given to mother.
Noble.....	1		1					1				
Ottawa.....	2		2									
Faulding.....	4		4									
Perry.....	4		4									
Pickaway.....								1				1
Pike.....	1		1									
Portage.....	10		10			3	4	3	1	3		3
Proble.....	2		2			1		1				
Putnam.....												
Richland.....	4	2	2			2		2				2
Ross.....												
Sandusky.....	9		9			4	4	1	3	4		4
Scioto.....												
Heneca.....	6		6			5		1	1		1	1
Shelby.....												
Stark.....	12		12		1	6	1	4	4			
Summit.....	10		10			4	3	4	4			
Trumbull.....	15		15			3	3	4	3			
Tuscarawas.....	4		4			2	2	2				
Union.....	10	1	9			2	2	6		2		2
Van Wert.....	1	1		1					1			
Vinton.....												
Warren.....	2		2					2		2		
Washington.....	2		2			1		1		1		1
Wayne.....	4		4			2		1		2		2
Williams.....												
Wood.....	3		3			3						
Wyandot.....	3		3			1		2				
Totals.....	535	77	458	11	7	182	95	240	49	94	6	98

DIVORCE STATISTICS—Continued.

Counties.	Cause: Fraud.											
	Total number suits brought.	Number suits brought by husband.	Number suits brought by wife.	Granted when brought by husband.	Refused when brought by husband.	Granted when brought by wife.	Refused when brought by wife.	Number suits still pending.	Number wherein alimony was allowed wife.	Number wherein question of custody of children was raised.	Children given to father.	Children given to mother.
Ottawa												
Faulding												
Ferry												
Pickaway												
Pike												
Portage												
Preble												
Putnam												
Richland	8	1	2			1		2				
Ross												
Sandusky	1	1			1							
Scioto												
Seneca												
Shelby												
Stark												
Summit	3	2	1		1			2				
Trumbull	2	1	1									
Tuscarawas	1	1			1							
Union	1		1			1						
Van Wert	1	1		1								
Vinton	1		1			1						
Warren												
Washington												
Wayne	1	1		1								
Williams												
Wood												
Wyandot												
Totals	61	36	23	5	10	11	3	23	5	1		1

DIVORCE STATISTICS—Continued.

Counties.	All other causes.											
	Total number suits brought.	Number suits brought by husband.	Number suits brought by wife.	Granted when brought by husband.	Refused when brought by husband.	Granted when brought by wife.	Refused when brought by wife.	Number suits still pending.	Number wherein alimony was allowed wife.	Number wherein question of custody of children was raised.	Children given to father.	Children given to mother.
Ottawa.....												
Paulding.....												
Perry.....												
Pickaway.....	2		2			1	1					
Pike.....												
Portage.....												
Preble.....	1	1			1							
Putnam.....												
Richland.....												
Ross.....												
Sandusky.....	2		2			1		1				
Scioto.....	1		1				1	1				
Seneca.....												
Shelby.....	2		2			2				2		2
Stark.....	1	1		1								
Summit.....	4		4				4					
Trumbull.....	1		1					1				
Tuscarawas.....	1		1			1						
Union.....	4		4			1	1	2				
Van Wert.....	13	1	12	1		9	2	1	3	2		2
Vinton.....												
Warren.....	10	1	9	1		4	1	4		4		1
Washington.....	1	1		1								
Wayne.....												
Williams.....	1	1		1					1	1		1
Wood.....												
Wyandot.....	15	5	10	3	1	10		1		3	1	4
Totals.....	194	59	135	13	5	61	13	97	7	23	4	23

DIVORCE STATISTICS—Continued.

Counties.	Total number divorce suits brought.	Total number divorces granted.	Total number divorces refused.	Total number divorce suits still pending.
Adams.....	10	5	1	4
Allen.....	36	21	8	7
Ashland.....	30	16	10	4
Ashtabula.....	111	56	20	35
Athens.....	12	6	3	3
Auglaize.....	16	9	7
Belmont.....	42	23	7	12
Brown.....	25	12	7	6
Butler.....	48	24	1	23
Carroll.....	6	5	1
Champaign.....	47	14	5	28
Clarke.....	66	33	16	17
Clermont.....	46	17	10	19
Clinton.....	54	18	14	22
Columbiana.....	49	22	6	21
Coshocton.....	19	14	1	4
Crawford.....	35	20	5	10
Cuyahoga.....	385	209	108	68
Darke.....	65	42	11	12
Defiance.....	27	17	2	8
Delaware.....	41	11	18	12
Erie.....	43	21	18	4
Fairfield.....	26	16	7	3
Fayette.....	28	8	3	17
Franklin.....	193	86	13	94
Fulton.....	20	13	2	5
Gallia.....	20	14	4	2
Geauga.....	22	17	3	2
Greene.....	45	22	4	19
Guernsey.....	18	10	3	5
Hamilton.....	1,000	144	23	833
Hancock.....	31	17	3	11
Hardin.....	28	21	5	2
Harrison.....	6	2	3	1
Henry.....	8	6	1	1
Highland.....	26	14	7	5
Hocking.....	27	10	11	6
Holmes.....	16	8	4	4
Huron.....	34	20	2	12
Jackson.....	18	11	3	4
Jefferson.....	59	23	17	19
Knox.....	28	15	4	9
Lake.....	30	6	6	18
Lawrence.....	41	31	3	7
Licking.....	54	15	6	33
Logan.....	44	25	10	9
Lorain.....	41	21	9	11
Lucas.....	158	97	9	52
Madison.....	11	7	1	3

DIVORCE STATISTICS—Concluded.

Counties.	Total number divorce suits brought.	Total number divorces granted.	Total number divorces refused.	Total number divorce suits still pending.
Mahoning.....	75	17	20	38
Marion.....	41	16	15	10
Medina.....	16	9	2	5
Meigs.....	14	7	4	3
Mercer.....	13	4	9
Miami.....	26	19	2	5
Monroe.....	16	6	4	6
Montgomery.....	176	66	41	79
Morgan.....	18	4	2	12
Morrow.....	19	10	5	4
Mu. kingum.....	25	9	3	13
Noble.....	8	6	2
Ottawa.....	23	11	8	4
Paulding.....	27	16	8	3
Perry.....	29	12	5	12
Pickaway.....	21	10	6	5
Pike.....	23	14	4	5
Portage.....	51	20	16	15
Preble.....	25	14	3	8
Putnam.....	12	10	2
Richland.....	48	34	4	10
Ross.....	31	14	5	12
Sandusky.....	47	25	11	11
Scioto.....	26	13	10	3
Seneca.....	32	25	1	6
Shelby.....	12	8	1	3
Stark.....	96	70	6	19
Summit.....	73	29	22	22
Trumbull.....	74	12	35	27
Tuscarawas.....	36	16	14	6
Union.....	46	12	9	25
Van Wert.....	42	25	7	10
Vinton.....	16	10	1	5
Warren.....	30	13	5	12
Washington.....	33	18	9	6
Wayne.....	48	22	8	18
Williams.....	15	9	2	4
Wood.....	36	29	1	6
Wyandot.....	28	17	1	10
Totals.....	4,671	1,965	746	1,960

TABLE SHOWING THE NUMBER AND CAUSES OF DIVORCES GRANTED; THE TOTAL NUMBER OF DIVORCES GRANTED, AND THE NUMBER OF MARRIAGES EACH YEAR, FROM 1865 TO 1883, INCLUSIVE.

Year.	Adultery.		Absence and neglect.		Cruelty.		Drunkenness.		Fraud.		Miscellaneous.		Total.		Grand total.	Marriages.
	Granted husband.	Granted wife.	Granted husband.	Granted wife.	Granted husband.	Granted wife.	Granted husband.	Granted wife.	Granted husband.	Granted wife.	Granted husband.	Granted wife.	Granted husband.	Granted wife.		
1865	254		230		199		48		18		188				837	22,198
1866	389		304		134		79		30		133				1,169	30,479
1867	317		417		132		73		10		26				975	29,230
1868	233		365		114		66		9		60				847	28,231
1869	249		460		156		84		13		41				1,003	23,910
1870	267		451		156		79		23		32				1,008	25,459
1871	127	150	139	306	19	153	9	83	11	16	18	46	323	754	1,077	24,627
1872	106	129	124	319	20	140	9	113	5	10	16	35	280	746	1,026	26,303
1873	139	126	154	355	15	159	9	126	6	6	6	24	328	796	1,224	26,460
1874	160	119	161	359	12	180	12	115	8	8	6	19	359	800	1,159	26,678
1875	161	143	185	420	13	186	9	112	7	9	6	38	381	918	1,299	23,489

1876.....	135	165	176	377	31	191	13	111	10	12	7	8	372	864	1,236	26,183
1877.....	394	885	1,269	25,156
1878.....	428	1,004	1,432	25,786
1879.....	425	1,047	1,472	26,399
1880.....	496	1,080	1,578	27,805
1881.....	192	165	243	584	24	269	10	127	7	10	12	30	486	1,185	1,673	28,560
1882.....	186	165	278	648	22	265	6	168	11	7	12	38	515	1,291	1,806	30,528
1883.....	192	177	288	718	19	288	11	182	5	11	13	61	526	1,437	1,965	31,994
Totals.....	24,075	509,491

¹ The number of divorces granted husband and wife, respectively, were not separately stated in the annual reports issued from this office, from 1865 to 1870, inclusive.

² The causes of divorces granted husband and wife, respectively, were not given in the reports from 1877 to 1880 inclusive.

CIVIL JUDGMENTS FOR THE YEAR ENDING JUNE 30, 1883.

Counties.	Total number judgments rendered.	Number for money only.	Other judgments in which money is included.	Total amount adjudged due.	Average amount of each judgment.	Number of decrees rendered.
Adams	127	65	62	\$2,865	\$225	48
Allen.....	293	171	46	68,516	316	76
Ashland	123	95	28	65,026	529	16
Ashtabula	91	64	27	67,759	745	26
Athens	108	55	53	93,916	870	41
Auglaize.....	156	66	62	28,155	427	28
Belmont.....	225	170	55	118,455	520	85
Brown.....	165	147	18	49,335	253	30
Butler.....	369	229	140	268,430	1,172	140
Carroll	47	28	20,804	743	43
Champaign	299	91	208	63,586	213	313
Clarke.....	332	276	56	77,936	235	156
Clermont.....	130	52	78	116,284	894	48
Clinton	57	41	16	61,461	1,078	219
Columbiana	67	40	27	35,640	531	81
Coshocton	75	34	8	32,705	779	33
Crawford	147	94	60	53,885	278	59
Cuyahoga	590	381	209	982,611	1,665	224
Darke.....	328	161	19	59,983	333	92
Defiance.....	186	115	28	53,623	376	43
Delaware.....	170	150	20	110,500	650	55
Erie.....	104	69	31	38,647	373	41
Fairfield	79	49	30	46,071	583	45
Fayette.....	174	147	58,031	334	27
Franklin	732	649	83	537,042	734	268
Fulton	172	131	41	27,432	159	37
Gallia	137	94	33	61,245	440
Geauga.....	32	21	11	4,896	153	5
Greene.....	197	165	32	50,145	254	103
Guernsey	65	54	11	29,412	452	47
Hamilton	1,773	638	375	1,938,436	1,921	346
Hancock.....	301	207	94	72,435	246	55
Hardin	245	75	50	68,370	556	120
Harrison	45	13	32	30,441	676	26
Henry.....	284	169	115	74,446	262	115
Highland.....	73	32	41	45,191	619	68
Hocking	40	29	11	18,063	452	10
Holmes.....	65	45	20	22,598	348	15
Huron.....	74	57	17	68,643	928	42
Jackson.....	202	116	86	103,981	514	24
Jefferson.....	159	100	59	112,566	703	86
Knox.....	245	95	150	69,580	284	43
Lake.....	36	15	21	153,033	4,251	26
Lawrence.....	186	117	69	70,120	378	145
Licking.....	276	238	38	105,432	382	72
Logan.....	142	91	51	78,882	556	347
Lorain.....	120	61	2	52,768	440	57
Lucas	1,420	285	1,135	467,801	329	157

CIVIL JUDGMENTS—Continued.

Counties.	Total number judgments rendered.	Number for money only.	Other judgments in which money is included.	Total amount adjudged due.	Average amount of each judgment.	Number of decrees rendered.
Madison	87	59	\$158,885	\$1,826	28
Mahoning.....	190	76	47	138,497	1,128	114
Marion	66	48	13	21,319	323	36
Medina	90	19	39	20,374	350	22
Meigs	82	67	15	240,696	2,935	22
Mercer.....	58	50	8	22,486	388	28
Miami.....	269	132	75,580	573	137
Monroe.....	28	21	7	15,432	551	5
Montgomery	687	213	474	221,442	322	96
Morgan.....	72	60	12	6,946	96	14
Morrow	137	47	52	31,270	316	104
Muskingum.....	123	89	34	67,044	545	91
Noble	52	42	10	26,900	640	43
Ottawa	207	63	47	45,027	409	97
Paulding.....	100	31	31,517	315	106
Perry.....	140	90	50	240,800	1,720	96
Pickaway	515	341	174	259,696	762	21
Pike	60	46	14	14,194	236	26
Portage	154	78	15	32,382	348	61
Preble	63	37	26	25,443	404	26
Putnam	214	159	55	91,427	427	51
Richland	138	107	31	84,947	616	58
Ross	280	76	94,715	1,246	68
Sanduaky	100	48	52	40,293	403	45
Scioto	140	69	71	70,572	504	69
Seneca	165	66	17	61,771	744	61
Shelby	141	55	46	76,154	540	40
Stark.....	154	123	183,094	1,189	31
Summit	163	94	69	166,515	1,022	79
Trumbull	190	143	47	182,014	958	64
Tuscarawas	97	51	36	50,994	526	55
Union.....	230	77	106	48,700	266	47
Van Wert.....	203	77	126	36,385	179	136
Vinton	27	18	9	10,063	373	20
Warren	87	71	17	64,188	738	42
Washington	249	138	73	18,901	76	38
Wayne	115	91	24	72,969	638	63
Williams	39	19	20	19,566	502	20
Wood	160	61	68	82,143	652	84
Wyandot	109	60	49	34,294	315	97
Totals	17,534	9,468	5,842	\$10,062,116	\$56,248	6,520

FINES, COSTS, AND FORFEITED RECOGNIZANCES IN CRIMINAL CASES, FOR THE YEAR ENDING JUNE 30, 1883.

Counties.	Fines.			Costs.			Forfeited recognizances.		
	Amount assessed.	Amount collected.	Amount probably collectible.	Total costs taxed.	Amount taxed against defendants.	Amount collected from defendants.	Amount forfeited.	Amount collected.	Amount collectible.
Adams.....	\$151	\$37	\$73	\$272	\$272	\$107			
Allen.....	605	220	200	2,887	2,057	613			
Ashland.....	15	15		984					
Ashabula.....	2,165	2,165		1,480	1,480	1,480			
Athens.....	295	172		217	217	177			
Auglaize.....	230	140	5	1,484	469	259	\$200	\$200	
Belmont.....	3,708	1,895	900	2,684	2,800	508	400	400	
Brown.....	113	45	60	2,738	1,760	58	500		\$500
Butler.....	165	60	30	594	395		700		
Carroll.....	340	340		846	825	799			
Champaign.....	558	518	15	3,571	1,317	371			
Clarke.....	1,850	1,390	100	5,433	4,818	690	300		
Clermont.....	431	396		2,375	2,200	198			
Clinton.....	303	298	10	2,498	2,311	339	900		
Columbiana.....	2,815	1,489		2,941	2,338	1,388	450	100	
Coshocton.....	548	390	133	1,579	949	284	400	25	200
Crawford.....	35	20		1,490	526	249			
Cuyahoga.....	230	25		8,649	5,393	945	5,500		4,500
Darke.....	1,961	1,468	420	4,875	4,840	990	2,000	1,700	300
Deane.....	35	15		1,249	421	52	500		
Delaware.....	185	10	150	5,394	305	232			
Erie.....	205	135		2,752	1,067	549			
Fairfield.....	80	30	5	113	113	32			
Fayette.....	2,400	405	1,000	1,456	987	532	100		100
Franklin.....	215	110	5	4,703	3,810	254	100	70	
Fulton.....	230	230		612	612	145			
Gallia.....	201	60	115	240	240	20	2,600		2,000
Geauga.....	135	70	15	410	242	184			
Greene.....	438	121		2,581		748	910		130
Guernsey.....	2,155	1,874	5	1,381	833	631	61		100
Hamilton.....	3,910			6,207	6,207	319	8,500		
Hancock.....	80	58	25	199	199	199	150		150
Hardin.....	121	55	68	253	253	106			
Harrison.....	295	127	80	505	505	238	400		
Henry.....	813	160	5	790	328	163	700		700
Highland.....	382	177	190	2,621	591	203	300		200
Hocking.....	644	571		2,803	1,622	1,371	42		
Holmes.....	143	53		1,200	600	72	300	100	
Huron.....	440	480		673	158	80			
Jackson.....	1,134	407	175	3,551	2,148	1,684			
Jefferson.....	1,271	845	111	994	994	277	250		20
Knox.....	310	235	25	604	604	123			
Lake.....	50	50		563	251	68			
Lawrence.....	529	454		3,940	1,301	535	200		80
Licking.....	589	29	90	735	431	148			
Logan.....	1,240			2,854	2,854	1,619	500		500
Lorain.....	935	481	175	1,710	1,151	276			
Lucas.....	25			1,658	1,490		300		
Madison.....	115	115		647	647	292	350	250	
Mahoning.....	2,758	1,384	657	6,737	5,458	1,554	100		
Marion.....	140	140		628	571	168			
Medina.....	1,035	915		713	554	554	200		200
Meigs.....	778	688	10	427	427	381			
Mercer.....	105	15		822	216	7			
Miami.....	3,698	471	615	7,609	7,609	4,770			
Monroe.....	1,780	1,675	85	630	630	469			
Montgomery.....	542	75		5,103	1,717	283	500	500	
Morgan.....	515	190		754	754	294			
Morrow.....	102	82	20	937	495	138			
Muskingum.....	988	250	85	2,050	1,155	62			
Noble.....	340	230		390	390	128			

FINES, COSTS, AND FORFEITED RECOGNIZANCES IN CRIMINAL CASES.—Concluded.

Counties.	Fines.			Costs.			Forfeited recognizances.		
	Amount assessed.	Amount collected.	Amount probably collectible.	Total costs paid.	Amount taxed against defendants.	Amount collectible from defendants.	Amount forfeited.	Amount collected.	Amount collectible.
Ottawa.....	15	10	5	374	8,400	62	300	300
Paulding.....	252	115	279	279	6	278	5
Perry.....	182	58	776	419	45
Pickaway.....	185	15	75	2,639	1,639	71	50	50
Pike.....	445	305	20	979	236	59
Portage.....	1,004	253	200	301	38	272
Preble.....	225	180	45	738	785	167
Putnam.....	180	110	50	1,809	1,475	126
Richland.....	67	52	292	92	292	3,000	2,000
Ross.....	260	20	8,394	674	33
Sandusky.....	273	88	35	5,085	5,045	132	21
Scioto.....	3,040	2,088	300	2,404	2,404	1,602	500	200
Seneca.....	205	65	4,447	4,447	237
Shelby.....	1,081	911	95	1,424	1,424	440
Stark.....	254	73	23	5,707	5,089	132
Summit.....	530	270	2,075	1,545	59	100	25
Trumbull.....	255	244	4,346	4,371	946
Tuscarawas.....	790	670	65	347	43	92	600
Union.....	345	152	1,730	1,275	26	200	200
Van Wert.....	410	100	510	1,664	1,181	231	400	200	200
Vinton.....	432	141	25	1,759	1,639	37	300	200
Warren.....	620	245	1,656	441	145
Washington.....	529	120	199	2,332	2,319	233
Wayne.....	473	338	45	2,417	1,803	253	1,300	1,100
Williams.....	67	49	380	380	108	100
Wood.....	30	30	3,333	1,297
Wyandot.....	70	20	25	284	1,777	16
Totals.....	\$30,340	\$31,020	\$7,483	\$181,764	\$135,629	\$34,671	\$35,040	\$2,436	\$13,435

ATTORNEY'S FEES IN CRIMINAL CASES PAID BY COUNTIES, FOR THE
YEAR ENDING JUNE 30, 1883, AS REPORTED BY COUNTY AUDITORS.

Counties.	Number of cases.	Amount paid.	Counties.	Number of cases.	Amount paid.
Adams	2	\$40 00	Licking	14	\$225 00
Allen	12	420 00	Logan	13	385 00
Ashland	5	210 00	Lorain	1	10 00
Ashtabula	10	341 00	Lucas	34	930 00
Athens	14	290 00	Madison		
Auglaize	2	60 00	Mahoning	36	1,060 00
Belmont	9	370 00	Marion	4	100 00
Brown	7	315 00	Medina		
Butler	12	345 00	Meigs	7	165 00
Carrroll	1	30 00	Mercer	4	125 00
Champaign	5	125 00	Miami	46	719 00
Clarke	17	250 00	Monroe	3	100 00
Clermont	8	310 00	Montgomery	17	529 00
Clinton	6	150 00	Morgan	1	50 00
Columbiana	5	145 00	Morrow	8	200 00
Coshocton	7	250 00	Muskingum	5	405 00
Crawford	3	75 00	Noble	3	110 00
Cuyahoga			Ottawa	3	70 00
Darke	10	340 00	Paulding	3	75 00
Defiance			Perry	6	275 00
Delaware	4	890 00	Pickaway	8	280 00
Erie	13	412 00	Pike	5	339 00
Fairfield	10	390 00	Portage	3	65 00
Fayette	1	35 00	Preble	2	40 00
Franklin	24	890 00	Putnam	5	175 00
Fulton	5	135 00	Richland	9	150 00
Gallia	14	305 00	Ross		
Geauga			Sandusky	11	615 00
Greene	21	670 00	Scioto	7	190 00
Guernsey	3	95 00	Seneca	9	330 00
Hamilton	56	1,090 00	Shelby	3	65 00
Hancock	5	265 00	Stark	10	975 00
Hardin	9	275 00	Summit	4	115 00
Harrison	5	120 00	Trumbull	5	543 00
Henry	5	135 00	Tuscarawas	3	70 00
Highland	5	350 00	Union	6	150 00
Hocking	14	417 00	Van Wert		
Holmes	6	140 00	Vinton	6	280 00
Huron	2	125 00	Warren	1	20 00
Jackson	17	595 00	Washington	3	40 00
Jefferson	6	250 00	Wayne	4	150 00
Knox	1	30 00	Williams	6	280 00
Lake	3	125 00	Wood	3	280 00
Lawrence	8	80 00	Wyandot	2	55 00
Totals				695	\$22,625 00

FINES, COSTS, AND FORFEITED RECOGNIZANCES IN CRIMINAL CASES.—Concluded.

Counties.	Fines.			Costs.			Forfeited recognizances.		
	Amount assessed.	Amount collected.	Amount probably collectible.	Total costs paid.	Amount taxed against defendants.	Amount collectible from defendants.	Amount forfeited.	Amount collected.	Amount collectible.
Ottawa.....	15	10	5	374	3,400	62	300	380	
Faulding.....	252		115	279	279		6	378	5
Ferry.....	152	58		776	419	45			
Pickaway.....	185	15	75	2,639	1,639	71	50		50
Pike.....	445	305	20	979	298	59			
Portage.....	1,004	253	200	301	38	272			
Preble.....	225	180	45	738	785	167			
Putnam.....	180	110	50	1,809	1,475	126			
Richland.....	67	52		282	92	232	3,000		2,000
Ross.....	260		20	2,894	674	33			
Sandusky.....	273	88	35	5,085	5,085	132	21		
Scioto.....	2,040	2,089	300	2,404	2,404	1,622	500		200
Seneca.....	205	65		4,447	4,447	287			
Shelby.....	1,081	911	95	1,424	1,424	440			
Stark.....	254	73	23	5,707	5,039	132			
Summit.....	530	370		2,075	1,545	36	100	25	
Trumbull.....	255	244		4,848	4,371	946			
Tuscarawas.....	790	670	65	347	43	92	900		
Union.....	245	152		1,730	1,275	26	200	200	
Van Wert.....	410	100	510	1,684	1,181	231	400	200	200
Vinton.....	432	141	25	1,759	1,639	87	200		200
Warren.....	620	245		1,656	441	145			
Washington.....	529	120	199	2,332	2,419	233			
Wayne.....	473	334	45	2,417	1,903	283	1,300		1,100
Williams.....	67	49		380	380	108	100	100	
Wood.....	30	30		2,223	1,297				
Wyandot.....	70	20	25	284	1,777	16			
Totals.....	\$90,340	\$31,020	\$7,482	\$181,764	\$135,629	\$34,671	\$35,040	\$2,436	\$13,435

NUMBER OF MARRIAGES IN EACH MONTH IN OHIO, FOR THE YEAR ENDING MARCH 31, 1883, AS REPORTED BY PROBATE JUDGES.

Counties.	Number of marriages in each month.												Total number of marriages.
	1882.											1883.	
	April.	May.	June.	July.	August.	September.	October.	November.	December.	January.	February.	March.	
Adams	16	15	10	10	20	16	22	31	31	24	16	17	228
Allen	24	16	24	23	19	37	44	41	36	32	29	31	356
Ashland	13	8	14	5	10	17	22	27	36	26	25	21	226
Ashtabula	23	14	10	14	18	27	35	28	42	25	17	21	274
Athens	29	26	17	21	23	27	20	25	35	22	19	26	290
Auglaize	28	15	16	14	10	24	41	26	25	15	18	25	257
Belmont	19	22	21	18	32	31	41	38	42	30	27	27	348
Brown	21	18	21	10	22	28	38	25	30	27	23	19	282
Butler	17	16	14	26	21	41	50	27	51	26	28	24	341
Carroll	7	8	9	4	10	16	21	12	16	10	8	12	138
Champaign	17	17	21	12	17	21	19	28	38	29	20	16	255
Clarke	35	44	46	31	53	50	49	60	57	47	38	35	545
Clermont	18	20	21	14	26	18	26	35	34	27	19	38	291
Clinton	11	7	8	10	13	17	23	21	26	16	15	20	187
Columbiana	18	30	18	26	19	28	38	40	51	14	31	29	342
Coshocton	19	10	18	11	26	30	38	30	38	16	17	19	267
Crawford	25	15	25	14	20	19	43	30	33	18	14	34	290
Cuyahoga	190	248	194	155	173	182	228	261	169	205	150	154	2309
Darke	36	16	20	22	23	32	44	35	47	30	29	47	381
Defiance	26	22	16	11	21	26	22	22	24	23	13	23	249
Delaware	25	23	19	15	21	34	33	29	34	22	20	23	298
Erie	20	31	20	20	27	26	29	48	36	33	20	22	332
Fairfield	32	19	17	17	20	31	31	26	31	23	24	27	298
Fayette	9	11	12	7	17	22	13	19	35	8	14	12	179
Franklin	78	66	77	66	70	98	71	83	83	84	58	52	884
Fulton	14	8	9	9	4	13	13	18	21	14	13	19	155
Gallia	16	19	25	29	36	26	38	24	30	22	9	35	309
Geauga	4	9	7	8	4	7	15	15	14	16	8	9	116
Greene	26	15	18	16	10	29	28	34	32	17	20	18	263
Guernsey	4	13	15	8	14	16	25	22	36	23	13	28	217
Hamilton	251	380	264	196	228	370	370	370	214	274	194	207	3318
Hancock	24	23	17	12	21	40	32	25	36	29	21	21	301
Hardin	26	18	15	22	26	28	34	24	38	29	25	26	313
Harrison	14	12	10	6	15	16	11	14	18	12	11	18	157
Henry	22	14	10	8	14	13	21	23	25	13	14	19	196
Highland	9	19	17	9	17	30	20	27	33	30	18	18	247
Hocking	23	13	13	15	20	22	19	12	28	25	11	20	221
Holmes	11	10	8	1	5	14	14	17	26	21	15	21	163
Huron	18	16	17	16	24	21	37	29	41	27	27	20	298
Jackson	16	19	19	22	24	35	21	25	41	17	23	18	280
Jefferson	10	17	20	17	15	21	18	18	33	20	11	22	222
Knox	20	15	18	33	23	16	15	19	12	17	12	21	216
Lake	7	8	14	7	15	14	11	7	10	11	9	13	126
Lawrence	27	40	30	33	34	50	47	49	56	36	26	28	456
Licking	23	25	20	26	26	33	50	41	36	40	21	42	393
Logan	25	15	12	14	25	30	27	26	37	24	26	26	267
Lorain	17	16	24	25	18	35	19	38	51	23	26	29	321
Lucas	56	76	63	46	57	70	70	77	52	51	31	63	712
Madison	18	9	13	6	17	22	26	17	18	17	16	16	195
Mahoning	27	30	25	19	22	26	29	39	38	27	19	30	331
Marion	18	19	14	10	17	20	34	29	17	16	13	20	227
Medina	12	8	6	9	6	21	14	24	39	17	14	12	182
Meigs	22	24	10	14	31	33	33	24	34	20	13	17	275
Mercer	18	20	16	15	23	24	34	35	19	18	17	11	250
Miami	25	35	19	8	26	37	40	35	43	28	26	26	359
Monroe	19	13	12	14	14	15	27	20	20	11	24	15	198
Montgomery	67	69	73	56	59	73	93	92	75	60	46	69	632
Morgan	1	12	9	8	5	5	11	15	13	20	7	14	132
Morrow	9	14	16	9	9	7	21	16	28	18	13	13	171
Muskingum	23	24	28	19	37	54	42	41	64	37	37	30	496
Noble	9	12	14	11	15	12	22	10	27	20	15	22	189
Ottawa	11	11	10	15	13	17	17	20	16	11	11	11	163

SOCIAL STATISTICS OF OHIO,

INCLUDING

**STATISTICS OF BENEVOLENT AND REFORMATORY
INSTITUTIONS.**

NUMBER OF MARRIAGES AND BIRTHS IN OHIO, FOR THE YEAR ENDING MARCH 31, 1883, AS REPORTED BY PROBATE JUDGES.

Counties.	Marriages.					Births.						Total.
	White.		Colored.		Total.	White.		Colored.		Sex unknown.		
	By license.	By bans.	By license.	By bans.		Males.	Females.	Males.	Females.	White.	Colored.	
Adams	228				228	272	244	5	3	1		523
Allen	349	5	2		356	444	436		1	5		888
Ashland	225		1		226	221	246		1			468
Ashtabula	264	8	2		274	333	332			2		665
Athens	282		8		290	348	317		4	11		680
Auglaize	245	12			257	399	393					792
Belmont	335	3	5		343	542	495	19	14			1070
Brown	281	1			282	347	314	13	35	11		725
Butler	323	18	2		341	356	344	9	9			718
Carron	133				133	189	178					367
Champaign	238		17		255	279	254	16	17			566
Clarke	545				545	498	449	44	43			1029
Clermont	278		18		291	390	349	17	15			771
Clinton	172		15		187	205	204	13	10			432
Columbiana	340		2		342	632	651	12	5			1350
Coshocton	267				267	292	299					561
Crawford	284	4	2		290	379	317	1	2			699
Cuyahoga	1894	415			2399	2791	2618	13	12			5434
Darke	377		4		381	507	426		4			933
Deane	241	8			249	357	297	2	1			657
Delaware	286		2		288	246	210	1	9	2		468
Erle	299	28	5		332	421	378	6	4			805
Fairfield	230	5	3		238	366	337	4	4			711
Fayette	179				179	198	206	12	15			431
Franklin	818		66		884	612	579	33	41			1690
Fulton	150	5			155	217	238					455
Gallia	293		16		309	329	267	23	15			624
Geauga	116				116	151	113					264
Greene	263				263	240	185	23	23	3		479
Guernsey	214		3		217	268	243	4	9			514
Hamilton	2977	193	148		3318	198	152	4	3		1	358
Hancock	301				301	408	342	2	1	1		754
Hardin	302		11		313	334	363	3	6	3		709
Harrison	132		5		137	182	185		6			380
Henry	182	13	1		196	284	292		6			586
Highland	234		13		247	336	281	17	12		3	649
Hocking	221				221	321	282		3			606
Holmes	163				163	233	258					541
Huron	290		3		293	313	307	2				627
Jackson	267		13		280	347	358	11	10		1	727
Jackson	267		13		280	347	358	11	10		1	727
Jefferson	209		13		222	354	346	12	26			738
Knox	212		4		216	234	208	1	1			434
Lake	128				128	125	115	3				243
Lawrence	440		16		456	603	625	20	32			1189
Licking	379		4		383	400	445	2	3			850
Logan	273		11		287	367	277	17	12			613
Lorain	321				321	271	263	9	2	53	2	605
Lucas	653	52	7		712	917	755	9	5	35	1	1722
Madison	185		10		195	192	157	6	2			357
Mahoning	272	54	5		331	561	498	5	9			1063
Marion	226		1		227	280	219	2	2			463
Medina	181				182	213	180		1			393
Meigs	284		11		275	390	335	15	26			736
Mercer	201	49			250	353	319	2	2		2	676
Miami	353	2	4		359	334	332	9	7			732
Monroe	198				198	366	318	1				685
Montgomery	316		16		332	649	627	6	6		3	1298
Morgan	132				132	187	138					325
Morrow	170		1		171	162	122	1				285
Muskingum	419	6	11		431	456	379	7	6	2		850
Noble	189				189	300	249		1			550
Ottawa	163				163	232	227					489
Paulding	146		4		150	230	237	7	13			517
Perry	384		37		421	467	481	33	34			1015
Pickaway	235		7		242	241	241	13	3		3	501
Pike	171		9		180	247	233	16		9		510
Portage	205		2		207	237	223	1				461

NUMBER OF MARRIAGES AND BIRTHS—Concluded.

Counties.	Marriages.					Births.						
	White.		Colored.		Total.	White.		Colored.		Sex un-known.		Total.
	By license.	By bans.	By license.	By bans.		Males.	Females.	Males.	Females.	White.	Colored.	
Preble.....	223		6		229	222	181	3	3	1		410
Putnam.....	225	62			287	352	351					703
Richland.....	356				356	393	346	3	1			738
Ross.....	348		9		355	401	331	34	40			806
Sandusky.....	324				324	317	292					609
Scioto.....	330		6		336	366	345	7	5			698
Seneca.....	324	23	1		348	362	360	1	1	5		748
Shelby.....	224	14			238	318	299	9	9			635
Stark.....	625				625	821	821					1643
Summit.....	448	19	7		474	445	482	15	11			953
Trumbull.....	390				390	472	440	2	1			915
Tuscarawas.....	392				392	524	474					968
Union.....	211				211	290	256	6	4			546
Van Wert.....	225		3		228	351	322	1				704
Vinton.....	158	1	3		162	258	281	1				490
Warren.....	188		8		196	249	223	15	11			498
Washington.....	396	3	10		399	498	401	6	15	8		929
Wayne.....	352				352	403	374					777
Williams.....	187				187	260	242					502
Wood.....	262				262	420	328					748
Wyandot.....	209	4	1		214	225	241	3				469
Totals.....	29,062	1007	590	...	30,659	33,397	30,861	663	637	146	8	65,712

NUMBER OF MARRIAGES IN EACH MONTH IN OHIO—Concluded.

Counties.	Number of marriages in each month.												Total number of marriages.
	1882.											1883.	
	April.	May.	June.	July.	August.	September.	October.	November.	December.	January.	February.	March.	
Paulding	17	9	14	10	10	9	14	14	20	12	8	13	150
Perry	26	23	24	20	20	31	24	37	44	46	37	25	371
Pickaway	10	17	13	13	11	23	29	34	28	28	25	17	242
Pike	10	15	11	15	18	15	14	19	23	12	11	17	170
Portage	18	8	15	10	9	22	27	18	29	18	19	14	257
Preble	15	17	14	9	11	34	24	17	40	15	21	12	229
Putnam	19	33	18	13	22	24	32	36	29	20	20	21	357
Richland	27	23	21	17	27	38	33	38	53	32	30	13	354
Ross	18	29	21	20	27	41	41	23	48	24	29	29	355
Sandusky	17	20	27	12	23	36	25	33	42	23	24	26	324
Scioto	18	23	15	16	26	39	25	37	49	25	27	31	336
Seneca	27	21	18	14	22	24	30	48	48	24	27	35	348
Shelby	10	22	13	15	19	23	30	24	28	16	16	18	234
Stark	51	58	30	37	49	60	66	48	79	50	44	58	625
Summit	31	45	34	43	28	41	33	29	61	47	50	32	474
Trumbull	12	26	20	19	16	25	23	30	46	22	21	20	274
Tuscarawas	27	44	19	28	27	40	37	31	38	30	27	44	392
Union	21	6	13	11	12	21	23	22	25	17	14	24	211
Van Wert	21	11	14	14	20	22	23	22	24	17	17	20	223
Vinton	21	16	11	9	9	20	16	10	12	14	12	12	162
Warren	13	17	13	7	8	18	21	14	36	19	19	11	196
Washington	31	23	30	25	39	45	37	44	34	23	31	32	399
Wayne	24	18	22	17	12	22	27	37	49	43	13	58	352
Williams	11	11	9	8	20	14	14	18	27	14	12	23	187
Wood	18	20	18	10	19	25	22	29	34	19	24	24	282
Wyandot	14	15	12	8	16	23	29	24	29	14	8	23	214
Totals.....	2250	2417	2063	1785	2220	2958	3208	3157	3428	2557	2123	2473	30659

NUMBER OF BIRTHS IN EACH MONTH IN OHIO, FOR THE YEAR ENDING MARCH 31, 1888, AS REPORTED BY PROBATE JUDGES.

Counties.	Number of births in each month.																								Total number of births.
	1882.												1883.												
	April.		May.		June.		July.		August.		September.		October.		November.		December.		January.		February.		March.		
Adams.....	20	26	15	11	21	19	16	23	20	25	24	18	24	18	20	20	30	20	16	24	18	24	29	35	522
Allen.....	29	26	24	30	36	33	24	34	41	46	39	49	34	39	39	36	39	39	39	37	42	37	54	43	868
Ashland.....	13	24	20	21	19	20	18	21	22	25	18	21	21	22	24	24	24	24	24	20	20	20	24	18	468
Ashtabula.....	13	24	28	24	20	29	21	33	31	31	24	35	23	40	40	35	26	26	21	21	21	21	35	40	659
Athens.....	28	26	24	27	24	21	25	33	27	35	35	37	30	45	37	48	28	28	21	21	21	21	52	42	792
Auglaize.....	40	22	46	36	32	34	40	48	45	54	54	31	46	41	41	41	49	48	35	33	29	31	76	62	1070
Belmont.....	28	25	36	20	38	24	25	37	37	43	31	37	30	45	37	48	51	48	49	50	38	38	76	30	725
Brown.....	18	18	20	15	14	19	13	18	25	26	26	12	18	14	18	18	24	28	30	30	30	31	31	30	718
Butler.....	10	17	11	11	14	19	11	14	13	20	15	16	14	18	18	18	16	16	17	17	19	19	27	17	867
Champaign.....	20	16	21	27	18	26	20	24	38	38	28	24	34	23	24	24	28	24	25	27	20	20	30	24	566
Clarke.....	31	21	22	30	27	26	41	41	51	53	41	45	34	47	45	45	47	45	45	45	45	45	50	54	1029
Clark.....	30	25	26	29	29	26	28	28	29	28	26	28	33	35	39	39	35	39	39	33	33	33	36	45	771
Clinton.....	15	6	9	18	21	14	13	18	14	16	16	16	16	16	16	16	16	16	16	16	16	16	16	16	482
Columbiana.....	49	38	46	48	54	63	45	49	54	58	49	53	49	52	49	49	52	49	56	56	56	56	72	64	1,850
Coshocton.....	46	16	22	20	16	16	23	16	23	15	23	23	23	23	23	23	23	23	23	23	23	23	27	29	541
Crawford.....	37	28	24	27	29	16	26	19	35	24	31	32	35	35	29	32	30	30	24	24	24	24	33	34	609
Cuyahoga.....	182	167	181	174	166	165	210	249	249	218	224	249	249	249	249	249	249	249	267	267	267	267	310	278	5,434
Darke.....	87	80	84	82	98	98	80	86	86	86	86	86	86	86	86	86	86	86	86	86	86	86	86	86	1,094
Defiance.....	29	24	24	24	21	17	25	18	28	28	29	28	30	28	28	28	28	28	28	28	28	28	28	28	657
Delaware.....	11	14	23	9	14	14	13	17	32	16	18	22	20	22	20	20	20	20	16	16	16	16	25	25	468
Eric.....	38	28	28	36	37	27	38	27	37	37	29	33	36	36	36	36	36	36	28	28	28	28	33	34	805
Fairfield.....	15	15	23	30	32	23	22	22	26	26	27	35	35	35	35	35	35	35	35	35	35	35	45	45	711
Fayette.....	15	15	10	13	16	16	14	19	18	16	16	16	16	16	16	16	16	16	16	16	16	16	16	16	431
Franklin.....	60	61	53	42	57	46	69	73	68	76	64	69	74	74	74	74	74	74	98	98	98	98	87	89	1,060
Fulton.....	16	23	14	11	12	11	16	16	17	16	16	16	16	16	16	16	16	16	24	24	24	24	21	21	80
Gallia.....	88	27	80	21	81	22	80	21	85	17	16	16	16	16	16	16	16	16	20	20	20	20	25	25	455
Geauga.....	15	6	11	10	11	11	4	4	8	10	10	9	10	10	10	10	10	10	8	8	8	8	10	10	13
Greene.....	16	17	20	12	23	16	18	18	26	14	20	20	19	19	19	19	19	19	12	12	12	12	15	15	234
.....	16	17	20	12	23	16	18	18	26	14	20	20	19	19	19	19	19	19	12	12	12	12	15	15	478

Guernsey.....	22	14	16	18	16	18	20	22	24	26	28	30	32	34	36	38	40	42	44	46	48	50	52	54	56	58	60	62	64	66	68	70	72	74	76	78	80	82	84	86	88	90	92	94	96	98	100												
Hamilton.....	14	16	18	20	22	24	26	28	30	32	34	36	38	40	42	44	46	48	50	52	54	56	58	60	62	64	66	68	70	72	74	76	78	80	82	84	86	88	90	92	94	96	98	100	102	104	106	108	110	112	114	116	118	120					
Hancock.....	17	19	21	23	25	27	29	31	33	35	37	39	41	43	45	47	49	51	53	55	57	59	61	63	65	67	69	71	73	75	77	79	81	83	85	87	89	91	93	95	97	99	101	103	105	107	109	111	113	115	117	119	121						
Hardin.....	13	15	17	19	21	23	25	27	29	31	33	35	37	39	41	43	45	47	49	51	53	55	57	59	61	63	65	67	69	71	73	75	77	79	81	83	85	87	89	91	93	95	97	99	101	103	105	107	109	111	113	115	117	119	121				
Harrison.....	12	14	16	18	20	22	24	26	28	30	32	34	36	38	40	42	44	46	48	50	52	54	56	58	60	62	64	66	68	70	72	74	76	78	80	82	84	86	88	90	92	94	96	98	100	102	104	106	108	110	112	114	116	118	120				
Henry.....	23	25	27	29	31	33	35	37	39	41	43	45	47	49	51	53	55	57	59	61	63	65	67	69	71	73	75	77	79	81	83	85	87	89	91	93	95	97	99	101	103	105	107	109	111	113	115	117	119	121	123	125	127	129	131				
Highland.....	21	23	25	27	29	31	33	35	37	39	41	43	45	47	49	51	53	55	57	59	61	63	65	67	69	71	73	75	77	79	81	83	85	87	89	91	93	95	97	99	101	103	105	107	109	111	113	115	117	119	121	123	125	127	129	131			
Hocking.....	23	25	27	29	31	33	35	37	39	41	43	45	47	49	51	53	55	57	59	61	63	65	67	69	71	73	75	77	79	81	83	85	87	89	91	93	95	97	99	101	103	105	107	109	111	113	115	117	119	121	123	125	127	129	131				
Holmes.....	16	18	20	22	24	26	28	30	32	34	36	38	40	42	44	46	48	50	52	54	56	58	60	62	64	66	68	70	72	74	76	78	80	82	84	86	88	90	92	94	96	98	100	102	104	106	108	110	112	114	116	118	120	122	124	126	128	130	
Huron.....	25	27	29	31	33	35	37	39	41	43	45	47	49	51	53	55	57	59	61	63	65	67	69	71	73	75	77	79	81	83	85	87	89	91	93	95	97	99	101	103	105	107	109	111	113	115	117	119	121	123	125	127	129	131					
Jackson.....	22	24	26	28	30	32	34	36	38	40	42	44	46	48	50	52	54	56	58	60	62	64	66	68	70	72	74	76	78	80	82	84	86	88	90	92	94	96	98	100	102	104	106	108	110	112	114	116	118	120	122	124	126	128	130				
Jefferson.....	30	32	34	36	38	40	42	44	46	48	50	52	54	56	58	60	62	64	66	68	70	72	74	76	78	80	82	84	86	88	90	92	94	96	98	100	102	104	106	108	110	112	114	116	118	120	122	124	126	128	130	132	134	136	138	140			
Knox.....	8	10	12	14	16	18	20	22	24	26	28	30	32	34	36	38	40	42	44	46	48	50	52	54	56	58	60	62	64	66	68	70	72	74	76	78	80	82	84	86	88	90	92	94	96	98	100	102	104	106	108	110	112	114	116	118	120		
Lake.....	6	7	8	9	10	11	12	13	14	15	16	17	18	19	20	21	22	23	24	25	26	27	28	29	30	31	32	33	34	35	36	37	38	39	40	41	42	43	44	45	46	47	48	49	50	51	52	53	54	55	56	57	58	59	60				
Lawrence.....	46	48	50	52	54	56	58	60	62	64	66	68	70	72	74	76	78	80	82	84	86	88	90	92	94	96	98	100	102	104	106	108	110	112	114	116	118	120	122	124	126	128	130	132	134	136	138	140	142	144	146	148	150	152	154	156	158	160	
Licking.....	36	38	40	42	44	46	48	50	52	54	56	58	60	62	64	66	68	70	72	74	76	78	80	82	84	86	88	90	92	94	96	98	100	102	104	106	108	110	112	114	116	118	120	122	124	126	128	130	132	134	136	138	140	142	144	146	148	150	
Logan.....	28	30	32	34	36	38	40	42	44	46	48	50	52	54	56	58	60	62	64	66	68	70	72	74	76	78	80	82	84	86	88	90	92	94	96	98	100	102	104	106	108	110	112	114	116	118	120	122	124	126	128	130	132	134	136	138	140		
Lorain.....	25	27	29	31	33	35	37	39	41	43	45	47	49	51	53	55	57	59	61	63	65	67	69	71	73	75	77	79	81	83	85	87	89	91	93	95	97	99	101	103	105	107	109	111	113	115	117	119	121	123	125	127	129	131	133	135	137	139	141
Lucas.....	60	62	64	66	68	70	72	74	76	78	80	82	84	86	88	90	92	94	96	98	100	102	104	106	108	110	112	114	116	118	120	122	124	126	128	130	132	134	136	138	140	142	144	146	148	150	152	154	156	158	160	162	164	166	168	170			
Madison.....	11	12	13	14	15	16	17	18	19	20	21	22	23	24	25	26	27	28	29	30	31	32	33	34	35	36	37	38	39	40	41	42	43	44	45	46	47	48	49	50	51	52	53	54	55	56	57	58	59	60	61	62	63	64	65				
Mason.....	44	46	48	50	52	54	56	58	60	62	64	66	68	70	72	74	76	78	80	82	84	86	88	90	92	94	96	98	100	102	104	106	108	110	112	114	116	118	120	122	124	126	128	130	132	134	136	138	140	142	144	146	148	150	152	154	156	158	160
Meigs.....	17	19	21	23	25	27	29	31	33	35	37	39	41	43	45	47	49	51	53	55	57	59	61	63	65	67	69	71	73	75	77	79	81	83	85	87	89	91	93	95	97	99	101	103	105	107	109	111	113	115	117	119	121	123	125	127	129	131	
Medina.....	25	27	29	31	33	35	37	39	41	43	45	47	49	51	53	55	57	59	61	63	65	67	69	71	73	75	77	79	81	83	85	87	89	91	93	95	97	99	101	103	105	107	109	111	113	115	117	119	121	123	125	127	129	131	133	135	137	139	141
Mercer.....	25	27	29	31	33	35	37	39	41	43	45	47	49	51	53	55	57	59	61	63	65	67	69	71	73	75	77	79	81	83	85	87	89	91	93	95	97	99	101	103	105	107	109	111	113	115	117	119	121	123	125	127	129	131	133	135	137	139	141
Miami.....	11	12	13	14	15	16	17	18	19	20	21	22	23	24	25	26	27	28	29	30	31	32	33	34	35	36	37	38	39	40	41	42	43	44	45	46	47	48	49	50	51	52	53	54	55	56	57	58	59	60	61	62	63	64	65				
Monroe.....	41	43	45	47	49	51	53	55	57	59	61	63	65	67	69	71	73	75	77	79	81	83	85	87	89	91	93	95	97	99	101	103	105	107	109	1																							

NUMBER OF BIRTHS IN EACH MONTH IN OHIO, FOR THE YEAR ENDING MARCH 31, 1883.—Concluded.

Counties.	Number of births in each month.																								Total number of births.
	1882.												1883.												
	April.		May.		June.		July.		August.		September.		October.		November.		December.		January.		February.		March.		
M.	F.	M.	F.	M.	F.	M.	F.	M.	F.	M.	F.	M.	F.	M.	F.	M.	F.	M.	F.	M.	F.	M.	F.		
Van Wert.....	80	17	26	26	23	26	33	19	43	82	31	29	30	23	29	83	18	39	24	24	24	24	49	37	704
Vinton.....	20	7	11	19	19	14	20	21	26	33	23	23	26	21	20	22	20	16	16	13	24	24	21	18	480
Warren.....	18	12	11	21	14	10	19	19	22	22	23	22	11	24	23	27	16	17	15	20	20	25	30	36	486
Washington.....	33	21	47	31	36	33	41	32	29	44	32	36	32	37	40	39	29	46	35	49	37	36	40	43	929
Wayne.....	25	26	26	36	32	22	23	29	44	35	32	29	27	21	21	40	30	45	36	37	36	40	43	777	
Williams.....	14	13	20	16	22	17	15	19	26	26	17	25	26	26	15	27	20	19	28	23	14	23	21	502	
Wood.....	23	13	30	15	28	28	36	23	36	22	40	33	34	32	33	29	42	35	35	38	36	30	47	37	748
Wyandot.....	13	13	14	21	16	14	14	20	21	21	25	19	26	21	20	19	17	24	22	22	24	21	19	24	748
Totals.....	2283	2002	2314	2224	2380	2242	2514	2244	3003	2703	3002	2980	2955	2792	2641	3006	2968	3018	2891	3133	2764	3630	3596	154	65,712

NUMBER AND NATIVITY OF PERSONS NATURALIZED IN OHIO, FOR THE YEAR ENDING MARCH 31, 1883, AS REPORTED BY PROBATE JUDGES.

Counties.	Austria.	British America and Canada.	Denmark.	England and Wales.	France.	Germany.	Holland and Belgium.	Ireland.	Italy.	Russia.	Scotland.	Spain.	Sweden and Norway.	Switzerland.	Other nationalities.	Total number naturalized.
Adams				4		7		5						5		21
Allen				2	1								1			4
Ashland				4				4								21
Ashtabula		4		3					1							7
Athens						4										11
Auglaise				11		11										15
Belmont				2	2	2										9
Brown				5		5							1			37
Butler				3	7	22		4			1					10
Carroll				10												3
Champaign				2				1								28
Clarke	3			1		10		12		1	1					2
Clermont				1		2										2
Clinton				1		1										2
Columbiana	1		1	15		5		4			2			1		28
Coshocton				2		2		3							1	8
Crawford				1		6		1								9
Cuyahoga	69	26	2	59	1	230	5	96	1	6	7		7	7	2	511
Darke				2		2		3								5
Defiance		3		2		12		1						2		20
Delaware				6		4		4								14
Erie		1	1	6	2	68		5		2	2		1	2		90
Fairfield				1		3		1						1		7
Fayette				1												
Franklin	1	2		9	1	52	1	3	1		1			1		72
Fulton				4	1	3								3		11
Gallia				1		1										1
Geauga				1		1							1			2
Greene		1		5		5	1									7
Guernsey				5		1										6
Hamilton	41			17	6	363	1	57	2	5				10		471
Hancock				10		10			1	1				4		16
Hardin		1		1		4		2	1	1				1		10
Harrison	1							1								2
Henry						11	1	1					1	1		15
Highland								1								1
Hocking				3		4		4			1					12
Holmes						2								1		3
Huron				9		14		2								25
Jackson				1		2										3
Jefferson				10		9		4			1				1	25
Knox				4		2		2								8
Lake		2				1		1								5
Lawrence			1	2		2										5
Licking				2		4			1	1						8
Logan				2		2										2
Lorain		2	1	12		54		3		1	1		1			74
Lucas	20	60	6	15	21	141		57		11	5		7	45		263
Madison				1		1										1
Mahoning	1	1		28	2	18		19	2	1	5		1	2	2	68
Marion						2										3
Medina				4		3										7
Meigs				2		2										4
Mercer	1			1		18								1		20
Miami				1		7										8
Monroe						1								7		8
Montgomery	1			1		43		6	1					8		60
Morgan						1		1								2
Morrow																
Muskingum	2			2		8		1								13
Noble																
Ottawa	1					26										27
Pasading				1									1			2
Ferry	6			14		16		12			12					62

NUMBER AND NATIVITY OF PERSONS NATURALIZED, ETC.—Continued.

Counties.	Austria.	British America and Canada.	Denmark.	England and Wales.	France.	Germany.	Holland and Belgium.	Ireland.	Italy.	Russia.	Scotland.	Spain.	Sweden and Norway.	Switzerland.	Other nationalities.	Total number naturalized.
Pickaway	1			1		3										5
Pike						2		1								20
Portage		2				1	1	1								16
Preble								1								5
Putnam					2	11	1									24
Richland		1		5		7		3								16
Ross				2		9			2		1					14
Sandusky		1				14										16
Scioto				1	1	3										6
Seneca		1				9	5	3								22
Shelby				1		9		3								14
Stark				17	11	90		5					1			89
Summit	2			30	2	21	3	7			3		1			93
Trumbull				29		1		5			3		3			43
Tuscarawas				4		10		1			1		1			30
Union						2		1								3
Van Wert					2	4		1								7
Vinton						1		2								3
Warren						2										2
Washington				2		3		3			1					9
Wayne						4				1						18
Williams	2	1			2	4										11
Wood				1		5					1					6
Wyandot		4		2		8		1								12
Totals.....	131	127	12	400	65	1,391	19	366	11	31	53		28	157	17	2,808

NUMBER OF LETTERS OF GUARDIANSHIP ISSUED IN OHIO, FOR THE YEAR ENDING MARCH 31, 1883, AS REPORTED BY PROBATE JUDGES.

Counties.	Children.	Idiots.	Insane persons.	Imbecile persons.	Drunkards.	Letters issued.
Adams.....	27		1	2	1	21
Allen.....	89		1	5	2	40
Ashland.....	54	1	1	7		34
Ashtabula.....	40		5			26
Athens.....	48		2	3		22
Auglaize.....	63			3		26
Belmont.....	53		3	7		36
Brown.....	53			2		31
Butler.....	86	1	2	6		59
Carroll.....	49		1			18
Champaign.....	58		5	7	1	41
Clarke.....	69		1	3		42
Clermont.....	60	1		3		64
Clinton.....	49	1	3	2		32
Columbiana.....	56		5	14		42
Coshocton.....	46	2	2	2		28
Crawford.....	90		5	3		60
Cuyahoga.....	307	3	17	16		187
Darke.....	138		6	5		75
Defiance.....	47		1	1		26
Delaware.....	63		2	7		42
Erie.....	84	1	2	4		50
Fairfield.....	55		2	1		30
Fayette.....	45		1	1		28
Franklin.....	158	2	9	7		90
Fulton.....	26		1	1		19
Gallia.....	36		4	2		20
Geauga.....	20			4		15
Greene.....	53	1	1	3		27
Guernsey.....	42		2	3		33
Hamilton.....	454		22	8		232
Hancock.....	104	3	4	1		44
Hardin.....	69		1	6		39
Harrison.....	28		5	1		24
Henry.....	64		1	1		33
Highland.....	69		1	8		35
Hocking.....	16	2	3	5		26
Holmes.....	51		2			25
Huron.....	69		4	7		43
Jackson.....	27					18
Jefferson.....	58			1		30
Knox.....	49		4	4		28
Lake.....	21		2	2		15
Lawrence.....	17		2	2		15
Licking.....	83		4	4		46
Logan.....	47		2	2		34
Lorain.....	51	1	2	3		31
Lucas.....	95		1	3		46
Madison.....	20			3	1	15
Majoring.....	77		3	5		43
Marion.....	42		6			27

NUMBER OF LETTERS OF GUARDIANSHIP ISSUED IN OHIO—Concluded.

Counties.	Children.	Idiota.	Insane persons.	Imbecile persons.	Drunkards.	Letters issued.
Medina	37			5		22
Meigs	24		3	2		20
Mercer	72					26
Miami	94		5	3		53
Monroe	31		2	5		20
Montgomery.....	101	2	2	5		74
Morgan	8		1	1		7
Morrow	60		2			54
Muskingum	49		6	4		38
Noble	42		1			19
Ottawa	36		3			13
Paulding	46					16
Perry	42	1	2	2		36
Pickaway.....	65			5		40
Pike	30		1	2		12
Portage	52			7		36
Preble	26	1	1	2		25
Putnam	66		1	1		33
Richland	61		7	1		34
Ross	48		3	8		38
Sandusky.....	64			2		35
Scioto	35		2	2		22
Seneca	50		3	7		36
Shelby	71		1	2		36
Stark	134		1	3		67
Summit	131		5	14		74
Trumbull.....	60	1	3	2		40
Tuscarawas.....	55	1	3	3		45
Union	38	1		1		20
Van Wert	84		1	2		37
Vinton	23		1	4		15
Warren	47		1	7		34
Washington	36		4	2		25
Wayne.....	88		2	8		58
Williams.....	62			2		31
Wood.....	87		4	8		50
Wyandot.....	64		3	3		35
Total.....	5685	26	228	315	5	3387

NUMBER OF ESTATES ADMINISTERED UPON, ETC., IN OHIO, FOR THE YEAR ENDING MARCH 31, 1883, AS REPORTED BY PROBATE JUDGES.

Counties.	Wills admitted to probate.	Letters testamentary.	Letters of administration issued.	Estates administered upon.
Adams	31	16	33	49
Allen	28	29	32	60
Ashland	45	35	45	80
Ashtabula	69	48	50	119
Athens	25	10	20	37
Auglaize	23	9	28	38
Belmont	48	28	48	112
Brown	31	20	36	56
Butler	43	38	127	163
Carroll	20	16	20	36
Champaign	27	11	56	68
Clarke	37	19	38	64
Clermont	28	24	49	73
Clinton	31	15	44	59
Columbiana	76	51	50	101
Coshocton	12	10	23	33
Crawford	29	9	37	47
Cuyahoga	186	74	245	319
Darke	30	29	71	100
Defiance	19	12	27	33
Delaware	29	20	49	69
Erie	31	14	34	59
Fairfield	30	19	50	69
Fayette	14	7	27	34
Franklin	77	38	3
Fulton	18	6	26	22
Gallia	22	12	32	40
Geauga	28	26	30	56
Greene	26	17	43	60
Guernsey	27	18	29	29
Hamilton	299	221	384	605
Hancock	32	12	25	37
Hardin	14	6	44	50
Harrison	22	15	26	41
Henry	20	14	31	28
Highland	27	18	29	47
Hocking	17	11	20	31
Holmes	29	14	23	37
Huron	47	30	46	76
Jackson	13	5	19	43
Jefferson	49	48	57	154
Knox	49	22	44	66
Lake	32	25	35	55
Lawrence	20	7	23	30
Licking	46	27	75	83
Logan	24	14	29	56
Lorain	46	23	50	67
Lucas	61	34	55	89
Madison	9	6	16	22
Mahoning	44	39	46	8

NUMBER OF ESTATES ADMINISTERED UPON, ETC.—Continued.

Counties.	Wills admitted to probate.	Letters testamentary.	Letters of administration issued.	Estates administered upon.
Marion.....	18	16	28	45
Medina.....	30	17	23	71
Meigs.....	21	8	23	31
Mercer.....	27	13	22	81
Miami.....	39	28	50	78
Monroe.....	13	7	33	40
Montgomery.....	85	69	109	178
Morgan.....	22	9	17	15
Morrow.....	25	24	34	58
Muskingum.....	68	48	50	98
Noble.....	15	14	17	42
Ottawa.....	12	12	20	32
Paulding.....	5	5	5
Perry.....	32	24	36	60
Pickaway.....	32	25	35	60
Pike.....	8	2	21	23
Portage.....	63	37	50	103
Preble.....	29	18	16	44
Putnam.....	15	6	23	26
Richland.....	54	48	42	93
Ross.....	43	19	56	75
Sankusky.....	38	11	34	47
Scioto.....	28	18	37	55
Seneca.....	47	19	25	43
Shelby.....	36	23	35	58
Stark.....	52	35	75	110
Summit.....	58	58	88	146
Trumbull.....	59	39	61	100
Tuscarawas.....	38	31	41	307
Union.....	24	19	24	43
Van Wert.....	16	7	34	34
Vinton.....	11	7	20	26
Warren.....	32	28	41	103
Washington.....	41	17	33	50
Wayne.....	63	32	61
Williams.....	23	14	29	43
Wood.....	44	14	50	64
Wyandot.....	18	9	23	32
Totals.....	3,324	2,094	3,915	6,304

NUMBER OF PERSONS IN OHIO SENT TO HOSPITALS FOR THE INSANE,
FOR THE YEAR ENDING MARCH 31, 1883, AS REPORTED BY PROBATE
JUDGES.

Counties.	White.		Colored.		Total.
	Males.	Females.	Males.	Females.	
Adams.....	1	7			8
Allen.....	8	5			13
Ashland.....	8	5			13
Ashtabula.....	7	10			17
Athens.....	9	7			16
Auglaize.....	2	1			3
Belmont.....	13	12	2		27
Brown.....	5	7			12
Butler.....	6	1			7
Carroll.....	3	3			6
Champaign.....	7	7			14
Clarke.....	13	8			21
Clermont.....	5	3	1		9
Clinton.....	3	5		1	9
Columbiana.....	9	7			16
Coshocton.....	2	7			9
Crawford.....	2	4			6
Cuyahoga.....	39	37			76
Darke.....	6	3			9
Defiance.....	5	5			10
Delaware.....	8	10			18
Erie.....	7	6			13
Fairfield.....	6	6			12
Fayette.....	2	2		1	5
Franklin.....	39	21	1		61
Fulton.....	5	5			10
Gallia.....	7	1	1		9
Geauga.....		4			4
Greene.....	10	5		1	16
Guernsey.....	4	11			15
Hamilton.....	99	70	3	6	178
Hancock.....	1	4	1		6
Hardin.....	3	3			6
Harrison.....	4	5			9
Henry.....	4	3			7
Highland.....	6	4			10
Hocking.....	3	2			5
Holmes.....	4	2			6
Huron.....	2	7			9
Jackson.....	2	3			5
Jefferson.....	7	5			12
Knox.....	7	8			15
Lake.....	7	6			13
Lawrence.....	6	3	1		10
Licking.....	11	1			12
Logan.....	6	2			8
Lorain.....	6	4		1	11
Lucas.....	29	22			51
Madison.....	3	4			7

NUMBER OF PERSONS IN OHIO SENT TO HOSPITALS FOR THE INSANE, ETC.—Concluded.

Counties.	White.		Colored.		Total.
	Males.	Females.	Males.	Females.	
Mahoning	4	5			9
Marion	4	1			5
Medina	2	5			7
Meigs	2	5			7
Mercer	3	1			4
Miami	7	8			15
Monroe	5	2			7
Montgomery	20	15		2	37
Morgan	4	6			10
Morrow	4	1			5
Muskingum	10	8		1	19
Noble	4	5			9
Ottawa		2			2
Paulding	1	1			2
Perry	7	6			13
Pickaway	2	2			4
Pike					
Portage	6	4			10
Preble	5	2			7
Putnam	7	2			9
Richland	4	2			6
Ross	8	4			12
Sandusky	3	4			7
Scioto	3	5			8
Seneca	7	6			13
Shelby	1	2			3
Stark	11	16			27
Summit	7	8			15
Trumbull	6	6		1	13
Tuscarawas	8	4			12
Union	1	5			6
Van Wert	5	3			8
Vinton	4	3			7
Warren	5	4		2	11
Washington	8	6			14
Wayne	4	5	1		10
Williams	2	2			4
Wood	13	4			17
Wyandot	3	3			6
Totals	651	546	11	16	1224

NUMBER OF BOYS SENT TO THE REFORM SCHOOLS, ETC.—Continued.

Counties.	7 to 8.		8 to 9.		9 to 10.		10 to 11.		11 to 12.		12 to 13.		13 to 14.		14 to 15.		15 to 16.		Total.	
	Lancaster.	Toledo.	Lancaster.	Toledo.	Lancaster.	Toledo.	Lancaster.	Toledo.	Lancaster.	Toledo.	Lancaster.	Toledo.	Lancaster.	Toledo.	Lancaster.	Toledo.	Lancaster.	Toledo.		
Ross																				
Sandusky							1				1									2
Scioto												1								1
Seneca						1		1		3										5
Shelby						1				1	1									2
Stark														1						1
Summit																				
Trumbull																				
Tuscarawas																				
Union																				
Van Wert																				
Vinton						1														1
Warren																				
Washington						1						1								2
Wayne																				
Williams																				
Wood									1							1				2
Wyandot																	1			1
Totals.....					1	18	2	10	5	21	8	24	4	14	4	7	1			114

NUMBER OF GIRLS SENT TO THE INDUSTRIAL HOME AT WHITE SULPHUR SPRINGS, BY THE PROBATE JUDGE OF EACH COUNTY IN OHIO, FOR THE YEAR ENDING MARCH 31, 1883.

Counties.	7 to 8.	8 to 9.	9 to 10.	10 to 11.	11 to 12.	12 to 13.	13 to 14.	14 to 15.	15 to 16.	Total.
Adams										
Allen								1		1
Ashland										
Ashtabula										
Athens										
Auglaize										
Belmont			1		1			2		4
Brown										
Butler										
Carroll										
Champaign										
Clarke								1		1
Clermont										
Clinton										
Columbiana							1			1
Coshocton										
Crawford										
Cuyahoga						1	1			2
Darke						1				1
Defiance										
Delaware					2	2				4
Erie										
Fairfield					1					1
Fayette										
Franklin						4				4
Fulton										
Gallia										
Geauga										
Greene			2	1						3
Guernsey										
Hamilton								1		1
Hancock										
Hardin						2		1		3
Harrison										
Henry					1					1
Highland										
Hocking										
Holmes										
Huron								1		1
Jackson										
Jefferson										
Knox										
Lake										
Lawrence							1	1		2
Licking				1						1
Logan										
Lorain						1	1	1		3
Lucas					1		2	2		5
Madison										
Mahoning							1			1
Marion										
Medina										
Meigs										

NUMBER OF GIRLS SENT TO THE INDUSTRIAL HOME, ETC.—Concluded.

Counties.	7 to 8.	8 to 9.	9 to 10.	10 to 11.	11 to 12.	12 to 13.	13 to 14.	14 to 15.	15 to 16.	Total.
Mercer										
Miami										
Monroe										
Montgomery								1		1
Morgan										
Morrow						1	1			2
Muskingum										
Noble										
Ottawa										
Paulding										
Perry										
Pickaway										
Pike										
Portage										
Preble										
Putnam										
Richland			1							1
Ross				2	2		1		1	6
Sandusky										
Scioto						1				1
Seneca							1			1
Shelby									1	1
Stark									1	1
Summit										
Trumbull								1		1
Tuscarawas							1			1
Union						1				1
Van Wert										
Vinton						1				1
Warren										
Washington										
Wayne						1				1
Williams										
Wood										
Wyandot										
Totals			4	4	8	17	10	14	2	59

NUMBER OF BOYS AND GIRLS, ETC.—Concluded.

Counties.	7 to 8.		8 to 9.		9 to 10.		10 to 11.		11 to 12.		12 to 13.		13 to 14.		14 to 15.		15 to 16.		Totals.
	Males.	Females.	Males.	Females.	Males.	Females.	Males.	Females.	Males.	Females.	Males.	Females.	Males.	Females.	Males.	Females.	Males.	Females.	
Preble																1			1
Putnam																		1	1
Richland																			
Ross																			
Sandusky																			
Scioto																			
Seneca																			
Shelby																			
Stark										2							1		3
Summit										1		1					1		2
Trumbull										1							1		1
Tuscarawas																	1		1
Union																			
Van Wert						1						1							2
Vinton																			
Warren																			
Washington																			
Wayne																		1	1
Williams																		1	1
Wood																		1	1
Wyandot																		1	1
Totals			1		2		4		2		6		11		17		25		68

JAIL STATISTICS OF OHIO, FOR THE YEAR ENDING JUNE 30, 1888, AS REPORTED BY THE SHERIFF OF EACH COUNTY

Countries.	Nativity of prisoners.														Total number of prisoners.						
	Native born.							Foreign born.													
	Ohio.	Other states.	Total native born.	Austria.	British America and Canada.	Denmark.	England and Wales.	France.	Germany.	Holland and Belgium.	Ireland.	Italy.	Russia.	Scotland.		Spain.	Sweden and Norway.	Switzerland.	Other countries.	Unknown.	Total foreign born and unknown.
Adams.....	18	8	26					1		1										2	22
Allon.....	33		33			1	6		12							3			6	39	72
Ashland.....	25	4	29				3	1												1	80
Ashabula.....	34	19	53				3	3	3	15										24	77
Athens.....	69	16	85	1			2			20	1					4		2	6	37	113
Auguzer.....	17		17				2													6	23
Belmont.....	55	34	89				1	1	2	6						1			3	18	107
Brown.....	29	13	42				1	1	3	6									7	56	
Butler.....	8	14	22				12	3		5									1	27	56
Carroll.....	40	8	48				17	1	3	11	1								8	67	151
Champaign.....	21	8	29				6		3	4									7	57	151
Clark.....	263	64	327				6		11	12									1	34	351
Clermont.....	12	6	18				1		11	12										1	19
Columbian.....	49	6	55				4		5	10	2									9	64
Columbus.....	14	7	21				4		4	9										14	47
Coshocton.....	1		1																	3	16
Crawford.....	1	25	26				14		37	1	23	1				4			17	87	115
Cuyahoga.....	162	108	270				16		37	1	23	1				4			156	426	
Darke.....	91	6	97						3	2									8	105	
Deane.....	22		22						1	3										4	28
Delaware.....	48	7	55							2										2	57
Eric.....	38	12	50				2		6	6										1	70
Fairfield.....	43	1	44						1											4	45
Fayette.....	29	3	32						1											1	33
Franklin.....	145	100	245					4	26	15	3									20	265

JAIL STATISTICS OF OHIO, FOR THE YEAR ENDING JUNE 30, 1883—Concluded.

Counties.	Nativity of prisoners.										Total number of prisoners.										
	Native born.					Foreign born.															
	Ohio.	Other states.	Total native born.	Austria.	British America and Canada.	Denmark.	England and Wales.	France.	Germany.	Holland and Belgium.		Ireland.	Italy.	Russia.	Scotland.	Spain.	Sweden and Norway.	Switzerland.	Other countries.	Unknown.	Total foreign born and unknown.
Fulton.....	11	7	18				2													5	23
Gallia.....	44	11	55						2											1	56
Greene.....	6	2	8				3		2											6	14
Guernsey.....	55	20	75				1		5										4	14	89
Hamilton.....	540	101	641						5										4	31	132
Hancock.....	20	212	232	5	24	3	10	11	96				1	2	2	3		27	256	1008	
Hardin.....	58	5	63				1	2	12										4	10	73
Harrison.....	58	9	67						1	1									14	15	73
Henry.....	21	3	24						1											1	22
Highland.....	54		54		1															1	55
Hocking.....	58		58				1													2	60
Holmes.....	13		13						9											1	14
Huron.....	18	3	21						2											1	20
Jackson.....	190	62	252				1		9											4	194
Jefferson.....	72	28	100						2											20	122
Knox.....	50	51	101				30	2	5										54	126	
Lake.....	28	8	36																6	42	
Lawrence.....	110	83	193				2	1	1											14	207
Licking.....	99	3	102																		102
Logan.....	122	62	184																		182
Lorain.....	34	13	47																		47
Lucas.....	60	52	112																		112
Madison.....	58	1	59																		59
Madison.....	130	18	148		2				18											2	150
Marion.....																					
Meigs.....																					
Miami.....																					
Monroe.....																					
Morgan.....																					
Muskingum.....																					
Noble.....																					
Pickaway.....																					
Pike.....																					
Portland.....																					
Ross.....																					
Salem.....																					
Schuyler.....																					
Shelby.....																					
Stark.....																					
Stewart.....																					
Suamico.....																					
Tipton.....																					
Todd.....																					
Townsend.....																					
Union.....																					
Vanderburgh.....																					
Vinton.....																					
Warren.....																					
Washington.....																					
Wayne.....																					
Wesley.....																					
Whitewater.....																					
Wood.....																					
Woodward.....																					
Yates.....																					
Total	130	18	148	2	83	1	23	1	18	1	75	2	6	2	3	2	2	2	181	279	

JAIL STATISTICS, ETC.—Continued.

Counties.	Number of prisoners under age.		Color of prisoners.		Sex of prisoners.		Education of prisoners.				Average daily cost of keeping each prisoner.	Total annual cost of keeping all prisoners.	Sanitary condition of jail.	Condition of jail as to safety.	Remarks.
	White.	Colored.	Male.	Female.	Wholly illiterate.	Able to read and write or at least read.	Received a higher education.	Education unknown.							
Adams	23		22	1	7	15	1		\$0 55	\$207 15	Good.	Good.	No deaths.		
Allen	4	6	66	6	19	44	9		50	1,528 50	Very bad.	Very bad.	Condemned by grand jury.		
Ashland	4	30	25	5	3	24	8		50	286 90	Fair.	Fair.	No deaths or escapes.		
Ashabula	16	76	76	1	14	63	8	28	62	1,505 96	Good.	Good.	One hung himself.		
Athens	14	91	109	4	2	75	2		57	1,408 05	Good.	Good.			
Auglaize	22		22			20			75	308 00	Good.	Good.			
Belmont	6	101	101	6	17	30	107		50	2,405 00	Good.	Good.			
Brown	4	42	14	5					50	472 00	Good.	Good.			
Butler		142	9	151		46	151		50	2,650 00	Good.	Good.	Wants high wall around jail.		
Carroll	46	33	43	3		33	2		58	176 00	Good.	Good.	One death; jail been condemned by grand jury.		
Champaign	33	2	33	2		31			60	873 00	Good.	Good.			
Clarke	276	75	333	18	20	311			73	3,800 00	Very bad.	Very bad.			
Clermont	16	3	19			19			60	425 00	Good.	Good.			
Clinton	51	13	59	5			64		54	611 35	Good.	Good.			
Columbiana	138	7	141	4			145		3	1,508 00	Good.	Good.			
Coshocton	16		15	1			18		50	224 50	Good.	Good.			
Crawford	7	27	28		4	24			50	534 30	Very bad.	Very bad.	Building new jail.		
Cuyahoga	80	18	390	36			420		50	8,436 70	Good.	Good.	No deaths.		
Darke	88	9	65	2			97		53	1,544 20	Good.	Good.			
Defiance	3	28	28		1	25	2		50	515 15	Good.	Good.			
Delaware	3	52	55	3	10	20	25		50	350 00	Good.	Good.			
Delaware	17	68	69		3	70			50	988 50	Good.	Good.			
Erle	5	42	43		5	35	5		1 00	1,317 04	Not good.	Not good.	Building new jail.		
Fairfield	17	6	24	2		20	12		55	742 06	Very bad.	Very bad.	Three deaths; twenty-six insane.		
Fayette	6	15	24	43	1	22	202		67	9,807 40	Good.	Good.	No deaths.		
Franklin	239	53	243						50	226 45	Good.	Good.	One death.		
Fulton	18	9	15	5	23	33			60	631 00	Good.	Good.			
Gallia	47	9	54	2	23	33			50	116 15	Good.	Good.			
Geauga	13	13	14		14	14			81	771 74	Very bad.	Very bad.			
Greene	14	42	33	6	4	33	2		82		Very bad.	Very bad.			

County	9	181	10	48	82	65	873 85	6,448 25	Notes
Guernsey	125	181	1	10	48	65	873 85	6,448 25	No deaths. Could not give total cost of keeping prisoners during year.
Hamilton	883	125	67	127	186	25			Condemned by grand jury.
Hancock	4	26	2	2	2	60			No deaths.
Hardin	68	4	69	4	20	60	1,150 00		No deaths or escapes. Condemned by grand jury.
Henry	56	19	64	43	18	30	573 45		One of the poorest jails in the State. Building new jail. One prisoner hung himself.
Highland	27	24	3	8	27	51	483 00		No escapes, and they do not intend there will be.
Hocking	10	33	8	46	1	51	575 00		No deaths.
Holmes	10	58	15	40	5	50	350 00		No deaths.
Huron	24	24	1	20		58	552 70		Condemned by grand jury.
Jackson	33	27	12	16	26	50	340 50		One of the poorest jails in the State. Building new jail. One prisoner hung himself.
Jefferson	18	126	10	18	68	60	1,718 58		No escapes, and they do not intend there will be.
Knox	21	6	14	8	50	80	1,040 80		No deaths.
Lake	12	42	1	30	27	30	1,689 42		No deaths.
Lawrence	5	90	14	83	8	51	1,520 00		No deaths.
Licking	5	4	11	83	8	54	1,650 00		No deaths.
Logan	11	21	1	28	28	50	1,487 50		No deaths.
Lorain	22	73	1	75		50	492 20		No deaths.
Lucas	136	6	12	129	2	58	3,318 80		No deaths.
Madison	8	40	16	53	1	54	450 00		No deaths.
Mahoning	7	271	1	28	19	60	8,185 50		No deaths.
Marion	7	21	3	24	3	70	403 70		No deaths.
Medina	25	83	0	82	3	26	448 00		No deaths.
Meigs	35	83	20	82		26	975 65		No deaths.
Meeker	14	23	0	24		30	282 80		No deaths.
Miami	31	130	4	29	168	67	3,468 40		No deaths.
Monroe	31	32	5	29		30	480 00		No deaths.
Montgomery	197	11	11	35	202	60	6,406 16		Building new jail.
Morgan	33	1	1	1	1	30	182 50		Building new jail.
Morrow	3	5	3	43	9	62	42 00		Need a new jail.
Muskingum	11	61	9	11	2	30	865 05		Need a new jail.
Noble	15	1	16	14		60	67 20		Need a new jail.
Ohio	17	17	3	14		50	197 50		Need a new jail.
Paulding	14	89	1	8	2	42	658 80		Need a new jail.
Perry	5	24	2	8	2	50	286 00		Need a new jail.
Pickaway	12	47	4	28	2	30	1,152 82		Need a new jail.
Pike	12	38	1	4	30	30	478 80		Need a new jail.
Portage	11	77	4	64	9	50	72 00		Need a new jail.
Preble	2	25	5	28	30	57	857 00		Need a new jail.
Putnam	1	35	1	37	1	50	635 95		Need a new jail.
Richland	1	38	1	20	7	68	746 50		Need a new jail.
Ross	12	54	7	37	4	68	980 00		Need a new jail.
Sandukey	69	8	74	3	12	45	1,339 70		Need a new jail.
Scioto	24	21	25	42	14	65	8,127 00		Need a new jail.
Seneca	61	2	30	29	14	50	703 00		Need a new jail.
Shelby	120	6	116	10	126	60	767 48		Need a new jail.
Stark	78	18	178	10	167	60	4,118 00		Need a new jail.
Summit	121	6	120	121	127	50	1,892 50		Need a new jail.
Talbott	250	1	252	8	260	63	1,744 15		Need a new jail.
Tuacavaca	3	3	56	56	56	62	859 80		Need a new jail.

JAIL STATISTICS, ETC.—Concluded.

Counties.	Number of prisoners under age.		Color of prisoners.		Sex of prisoners.		Education of prisoners.				Average daily cost of keeping each prisoner.	Total annual cost of keeping all prisoners.	Sanitary condition of jail.	Condition of jail as to safety.	Remarks.
	White.	Colored.	Male.	Female.	Wholly illiterate.	Able to read and write, or at least read.	Received a higher education.	Education unknown.							
Union	88	20	53	5	17	40	1	17	90	\$27 00					
Van Wert	7		68	1		32			50	829 40					
Vinton	52		50	2	11	40	1	44	50	650 40					
Warren	32	12	42	2					50	689 25					
Washington	68	5	68	5	16	34	23		49	350 52					
Wayne	52		52		10	42	1		67	1,266 00					
Williams	17	45	45	1	3	45	1		50	242 50	Good.	Good.			No deaths or escapes.
Wood	28		27	1		23			45	387 25	Good.	Good.			
Wyandot	62	2	62	2		64			55	956 20	Fair.				
Totals	7818	753	8092	476	601	4069	502	3369	54	\$110,167 07					

PAUPERISM AND ITS COST IN OHIO, ETC.—Continued.

Counties.	Number of paupers otherwise supported by county during year ending March 1, 1883.						Total.	Total number and county March 1, 1883.	Total cost of keeping paupers in infirmary for the year.	Total cost of keeping paupers otherwise supported by the county for the year.	Total cost of all paupers.	Average cost of each pauper per day.	
	White.		Colored.		Number native born.	Number foreign born.							Unknown.
	Male.	Female.	Male.	Female.									
Adams.....	8	12	1	1	15	17	20	90	\$5,977 54	\$1,392 21	\$6,070 05	\$0 24	
Allen.....	22	8	1					32	3,178 20	328 70	3,506 90	22	
Ashtabula.....	90	110					200	200	2,177 14	961 87	3,139 01	14	
Ashland.....									1,187 61	2,160 00	3,348 24	28%	
Athens.....	2	3			3	2	5	139	5,791 35	4,469 36	10,260 71	24	
Auglaize.....									2,946 80	130 00	3,076 80		
Berlin.....	271	225	12	8	851	106	517	711	8,289 36	8,739 84	17,029 30	9	
Brown.....	41	60	10	5	80	36	116	275	6,817 90	1,31 90	8,129 80	13	
Butler.....									11,853 67	7,940 34	19,794 01	82%	
Brown.....	62	65	3	1	4		118	169	3,329 24	1,155 35	4,484 59	7%	
Champaign.....	1	3						4	5,398 65	1,191 18	6,589 83	27	
Carroll.....	87	65	11	6	93	63	8	169	7,807 00	365 00	8,172 00	25	
Clarke.....	37	41					78	201	8,913 00	2,981 00	11,894 00	15	
Clermont.....									3,665 15	3,651 62	7,316 77	10	
Columbiana.....	25	56					225	489	7,830 78	3,722 15	11,552 93	12	
Coshocton.....									4,670 23	1,966 72	6,636 95	9	
Crawford.....	85	56					151	211	18,500 00	27,000 00	45,500 00	17	
Cuyahoga.....	69	42	9	11	44	30	38	422	1,935 35	1,935 35	3,870 70	16%	
Darke.....	5	18					23	68	1,631 71	2,112 13	3,743 84	18%	
DeWane.....	100	189					289	382	5,065 69	6,265 40	11,331 09	10	
Delaware.....	30	30					30	153	8,324 85	6,733 97	15,058 82	30	
Erle.....	40	40					40	240	9,000 00	3,240 00	12,240 00	21	
Fairfield.....	62						62	189	5,139 00	3,657 00	8,796 00	13	
Fayette.....									24,306 50	8,367 85	32,674 35	3%	
Franklin.....								2,909					

PAUPERISM AND ITS COST IN OHIO, ETC.—Concluded.

Counties.	Number of paupers otherwise supported by county during year ending March 1, 1883.								Total number of all paupers in infirmary and county March 1, 1883.	Total cost of keeping paupers in infirmary for the year.	Total cost of keeping paupers otherwise supported by the county for the year.	Total cost of all paupers.	Average cost of each pauper per day.
	White.		Colored.		Number native born.	Number foreign born.	Unknown.	Total.					
	Male.	Female.	Male.	Female.									
Trumbull.....	105	95						200	341	5,545 05	5,908 34	11,853 39	10
Tuscarawas.....	60	75						135	352	4,707 88	3,988 84	8,696 70	10
Union.....	15	20						35	145	4,820 28	1,071 27	5,891 53	30
Van Wert.....	65	52			80	27		117	207	2,890 57	1,618 08	4,508 63	08
Vinton.....	52						52	52	112	3,447 40	2,727 92	6,175 32	12 1/2
Warren.....	40	41		6	65	26		91	252	4,750 99	2,782 14	7,533 13	17
Washington.....	30	60						90	190	4,576 05	2,450 55	7,026 60	18
Wayne.....	80							80	192	4,465 30	2,807 40	7,272 70	18
Williams.....	25	35						60	110	1,619 10	2,060 88	3,679 98	22
Wood.....								60	237	4,307 14	2,060 88	6,368 02	22
Wyandot.....								121	84	5,677 56	2,244 43	7,922 99	18
Totals.....	4,244	2,917	141	160	2,079	665	4,718	10,211	23,091	\$616,777 23	\$302,216 43	\$918,993 71	

¹ Cuyahoga county report, no county infirmary.
² Several counties, notably Franklin, Miami and Wood, failed to report the sex and nativity of paupers outside of infirmary relieved during the year, and others do not give the number of outside paupers, while the amount expended for their support is reported.

NUMBER OF DEATHS IN OHIO, FOR THE YEAR ENDING MARCH 31, 1883,
CLASSIFIED ACCORDING TO COLOR AND SEX.

Counties.	White.		Colored.		Sex un- known.		Total.
	Males.	Females.	Males.	Females.	White.	Colored.	
Adams	124	104	4	4			236
Allen	131	138	1	3			273
Ashland	111	91					202
Ashtabula	161	163	4	4			332
Athens	111	101	6	7			225
Auglaize	113	127					240
Belmont	300	215	14	8			537
Brown	153	135	22	19			329
Butler	235	209	5	2			451
Carroll	72	59	3				134
Champaign	138	111	17	16	3		285
Clarke	173	140	33	30			376
Clermont	190	199	15	16			420
Clinton	123	92	4	12			231
Columbiana	317	232	5	2			558
Coshocton	104	125					229
Crawford	142	95					237
Cuyahoga	1299	1027	11	6			2343
Darke	173	156	3	2			334
Defiance	81	99	2	1			183
Delaware	104	109	4	5			222
Erie	157	136	1	1			296
Fairfield	135	142	2	1			280
Fayette	73	57	5	6			141
Franklin	365	314	22	16			717
Fulton	59	73					132
Gallia	135	112	17	14			278
Geauga	57	94					151
Greene	116	115	25	27	1		284
Guernsey	75	98	8	3			182
Hamilton	1524	1064	16	12	155	1	2762
Hancock	151	124	1	1			277
Hardin	114	108	2	7	22		251
Harrison	71	80	4	4			159
Henry	118	92					210
Highland	131	151	16	26	2		326
Hocking	115	100					215
Holmes	78	75					153
Huron	175	155		2			332
Jackson	129	97	6	4			236
Jefferson	215	191	11	8			425
Knox	102	98		1			201
Lake	103	103	3	2			211
Lawrence	193	172	17	6			368
Licking	207	205	4				416
Logan	108	122	5	7			242
Lorain	158	136	2	6	11	1	314
Lucas	289	208	3	1	8		509
Madison	57	64	1	3			125
Mahoning	236	202	2	4			444

NUMBER OF DEATHS IN OHIO, ETC.—Continued.

Counties.	White.		Colored.		Sex un- known.		Total.
	Males.	Females.	Males.	Females.	White.	Colored.	
Marion	76	103	1	1			181
Medina	106	99	1				206
Meigs	153	143	17	12			325
Mercer	111	107	7	2			227
Miami	130	139	5	6			280
Monroe	107	113	1				221
Montgomery	545	230	7	1	3		186
Morgan	77	55	1	2			135
Morrow	97	69	1	1			168
Muskingum.....	223	179	4	4	6	1	417
Noble	89	91	1		1		182
Ottawa	89	87					176
Paulding	70	70	4	1			145
Perry	184	187	9	7			387
Pickaway	102	103	2	4			211
Pike	99	102	11	13			225
Portage.....	131	119					250
Preble	119	111	1	6	2		239
Putnam.....	94	83					177
Richland.....	165	147					312
Ross.....	195	191	12	16			414
Sandusky.....	105	113	1	1			220
Scioto.....	156	153	5	3			317
Seneca.....	139	122			5		266
Shelby.....	126	70	4	4			204
Stark	283	211	1				495
Summit	172	167	2				341
Trumbull.....	166	172	1				339
Tuscarawas	159	128	1				288
Union.....	107	114	2	2			225
Van Wert.....	134	164		1			299
Vinton.....	74	85	1	2	3		165
Warren.....	135	152	3	6	11		307
Washington.....	177	185	6	3	4		375
Wayne.....	152	132					284
Williams.....	95	94					189
Wood.....	121	106	1				228
Wyandot	72	59					131
Totals	15,185	13,225	441	391	226	2	29,368

SOCIAL RELATIONS OF DECEASED PERSONS AT TIME OF DEATH, IN OHIO, FOR THE YEAR ENDING
MARCH 31, 1883.

Counties.	Single.		Married.		Widowed.		Relation unknown.		Total.		Sex unknown.	Total number deaths.
	Males.	Females.	Males.	Females.	Males.	Females.	Males.	Females.	Males.	Females.		
									Total.			
Adams	75	61	46	36	7	11	128	108	236
Allen	75	89	48	39	9	13	132	141	273
Ashland	37	37	64	28	10	26	111	91	202
Ashtabula	65	57	67	68	27	38	6	4	165	167	332
Athens	63	51	60	44	7	123	102	225
Auglaize	65	74	44	51	4	113	127	240
Belmont	211	135	89	61	12	27	2	314	223	537
Brown	95	93	59	40	17	19	4	2	175	154	329
Butler	149	148	72	54	19	9	240	211	461
Carroll	35	25	21	23	7	2	12	9	75	59	134
Champaign	87	68	38	31	30	28	155	127	285
Clarke	139	93	58	58	9	19	206	170	376
Clermont	102	111	80	81	23	23	205	215	420
Clinton	60	61	56	28	11	15	127	104	231
Columbiana	188	126	116	78	18	30	322	234	566
Coshocton	56	66	35	46	13	13	104	125	229
Crawford	71	58	55	25	10	7	6	5	142	95	237
Cuyahoga	883	618	253	212	119	92	55	33	1310	1033	2343
Darke	108	80	54	56	14	16	176	158	384
Defiance	46	53	37	35	12	83	100	183
Delaware	57	49	39	41	12	24	108	114	222
Erie	84	65	67	41	17	28	168	137	295
Fairfield	82	77	46	48	9	18	137	143	280
Fayette	46	38	23	12	4	10	5	3	78	63	141
Franklin	215	192	122	99	50	39	387	330	717

SOCIAL RELATIONS OF DECEASED PERSONS AT TIME OF DEATH, ETC.—Continued.

Counties.	Single.		Married.		Widowd.		Relation unknown.		Total.		Sex unknown.	Total number deaths.
	Males.	Females.	Males.	Females.	Males.	Females.	Males.	Females.	Males.	Females.		
									Total.			
Fulton	29	32	24	27	6	11	59	73	132
Gallia	95	75	45	39	12	12	152	126	278
Geauga	11	22	36	39	10	33	57	94	151
Greene	74	72	45	40	21	30	141	142	284
Guernsey	43	44	26	25	14	30	83	99	182
Hamilton	828	469	369	243	92	176	1540	1066	2762
Hancock	90	70	58	49	4	6	152	125	277
Hardin	64	62	41	31	8	19	116	113	251
Harrison	37	35	27	36	11	13	75	84	159
Henry	77	54	30	27	6	9	118	92	210
Highland	76	99	55	54	11	19	147	177	326
Hocking	76	55	33	33	6	12	115	100	215
Holmes	30	34	31	26	17	15	78	75	153
Huron	73	56	82	67	19	34	175	157	332
Jackson	80	56	43	28	7	17	185	101	236
Jefferson	135	114	81	65	10	20	226	199	425
Knox	38	35	51	50	13	14	102	99	201
Lake	38	29	50	48	16	27	106	105	211
Lawrence	129	106	66	55	15	18	210	178	388
Licking	90	99	98	65	23	41	211	205	416
Logan	73	61	30	39	10	29	113	129	242
Lorain	76	54	65	59	13	25	160	142	314
Lucas	190	125	82	56	14	24	292	209	509
Madison	33	34	22	22	3	11	58	67	125
Mahoning	145	108	76	62	17	36	238	206	444
Marion	44	56	22	34	11	14	77	104	181

Medina	45	33	45	45	17	23	107	99	206
Meds	93	79	66	66	11	20	170	155	325
Mercc	76	69	34	28	8	12	118	109	227
Miami	79	75	32	42	24	28	135	145	280
Monroe	57	60	38	39	13	14	108	113	221
Montgomery	275	117	158	78	114	33	552	231	786
Morgan	36	24	31	22	9	9	78	57	135
Morrow	40	23	45	30	13	17	98	70	168
Muskingum	100	87	99	52	18	35	227	183	417
Noble	43	42	33	28	6	16	80	91	182
Ottawa	32	24	38	34	3	10	90	87	176
Pandling	55	44	16	15	3	12	74	71	145
Perry	136	147	37	34	20	13	193	194	387
Pickaway	54	56	40	37	10	14	104	107	211
Pike	69	75	33	30	8	10	110	115	225
Portage	38	42	75	48	18	27	131	119	250
Preble	57	64	50	25	13	20	120	117	239
Putnam	48	49	38	28	8	6	84	83	177
Richland	77	71	73	47	16	29	165	147	312
Ross	107	122	74	64	19	17	207	207	414
Sandusky	43	40	53	57	10	17	106	114	220
Schoto	110	96	44	34	7	23	161	166	317
Seneca	79	63	52	42	8	17	139	122	296
Shelby	84	47	35	21	10	5	130	74	204
Stark	188	114	79	64	17	33	284	211	495
Summit	107	103	50	25	10	32	174	167	341
Trumbull	88	88	48	56	31	28	167	172	339
Tuscarawas	96	71	62	40	12	17	160	128	288
Union	64	61	48	44	7	11	109	116	225
Van Wert	99	103	27	48	7	14	134	165	299
Vinton	44	50	25	29	6	8	75	87	165
Warren	68	65	60	64	10	29	138	158	307
Washington	82	80	80	72	18	34	183	188	375
Wayne	64	59	59	43	29	30	152	132	284
Williams	63	42	29	36	3	16	95	94	189
Wood	69	66	45	32	8	8	122	106	228
Wyandot	22	25	32	19	4	4	72	59	131
Totals	8,647	7,159	5,100	4,162	1,331	1,916	13,561	13,574	29,368

NUMBER OF CASUALTIES IN OHIO, REPORTED BY CORONERS, FROM 1864 TO 1883, INCLUSIVE; ALSO THE TOTAL NUMBER OF DEATHS AND BIRTHS, REPORTED BY PROBATE JUDGES, FROM 1868 TO 1883, INCLUSIVE.¹

Year.	Casualties.				Total deaths.	Total births.
	Homicides.	Suicides.	Accidents.	Total.		
1864.....	97	65	333	495
1865.....	91	61	358	510
1866.....	92	87	411	590
1867.....	107	84	525	716
1868.....	93	76	457	626	17,158	37,089
1869.....	78	110	305	493	15,159	30,150
1870.....	55	107	303	465	23,683	61,198
1871.....	49	79	277	405	25,149	59,957
1872.....	94	117	361	572	25,202	61,210
1873.....	79	127	421	627	27,112	58,977
1874.....	89	156	511	756	28,756	61,553
1875.....	100	161	471	732	28,916	60,523
1876.....	76	147	360	583	26,975	62,952
1877.....	101	161	527	789	28,460	63,563
1878.....	116	220	509	945	25,440	69,300
1879.....	109	276	514	899	28,179	65,132
1880.....	118	222	451	791	27,446	62,422
1881.....	107	165	449	721	32,359	71,093
1882.....	73	182	420	677	34,173	69,914
1883.....	85	148	522	755	² 29,368	70,219
Totals.....	2,711	2,751	8,485	13,047	429,060	965,252

¹ Previous to 1867, no system for the registry of births and deaths was provided by law in Ohio.

² Exclusive of Cincinnati.

SUMMARY OF THE NUMBER OF INMATES, THE CURRENT EXPENSES, AND THE COST PER CAPITA OF INMATES OF THE BENEVOLENT, PENAL, AND REFORMATORY INSTITUTIONS OF OHIO, FOR THE YEAR 1883.

[From the Report of the Board of State Charities.]

Name of institution.	Location.	Total number for the year.	Daily average.	Total current expenses for the year, including salaries.	Per capita cost.
State Benevolent Institutions—					
Asylum for Insane.....	Athens.....	841	626	\$99,436 37	\$158 84
Asylum for Insane.....	Cleveland.....	866	634	113,152 32	170 51
Asylum for Insane.....	Columbus.....	1,151	847	179,803 54	201 12
Asylum for Insane.....	Dayton.....	763	590	99,503 99	168 36
Asylum for Insane.....	Carthage.....	848	661	95,596 03	144 62
Asylum for Insane.....	Toledo.....	165	120	20,803 58	173 39
Institution for Deaf and Dumb.....	Columbus.....	505	420	78,390 52	186 64
Institution for Feeble Minded Youth.....	".....	238	174	37,990 87	218 34
Soldiers' and Sailors' Orphan's Home.....	".....	519	502	104,077 63	164 70
Penal and Reformatory—	Xenia.....	691	673	105,330 34	156 52
Ohio Penitentiary.....	Columbus.....	1,916	1,364	192,187 96	140 89
Reform School for Boys.....	Lancaster.....	638	458	65,309 00	142 79
Girls' Industrial Home.....	Delaware.....	320	265	26,338 64	137 13
Work House.....	Cincinnati.....	3,030	424	63,558 62	149 65
Work House.....	Cleveland.....	1,448	240	33,315 80	138 24
House of Refuge.....	Cincinnati.....	539	313	36,449 75	116 45
House of Refuge.....	Cleveland.....	175	109	10,278 20	93 44
House of Correction.....	Toledo.....	19,481 55
County Institutions—					
Children's Homes.....	1,923	1,019	121,558 90	92 68
County Infirmaries.....	13,244	5,244	65,014 38
County Jails.....	8,690	109,438 35
Totals.....	38,506	14,683	\$2,307,115 34
Out-door relief disbursed by Infirmaries.....	225,388 21
Grand total.....	\$2,532,503 45

1 Amount paid by the State.

CLASSIFIED STATEMENT OF CURRENT EXPENSES, SALARIES, ETC., OF THE BENEVOLENT, PENAL AND REFORMATORY INSTITUTIONS OF OHIO, FOR YEAR ENDING NOVEMBER 15, 1888.

[From the report of Board of State Charities.]

Articles.	Athens.	Cleveland.	Columbus.	Dayton.	Longview.	Toledo.	Blind.	Deaf and Dumb.	People Minded Youths.	Balders' Orphan's Home.	Boys' Reform School.	Girls' Industrial Home.
Breadstuffs.....	\$5,141 69	\$5,590 54	\$5,942 21	\$5,279 86	\$6,329 72	\$790 30	\$2,388 72	\$2,271 21	\$4,406 58	\$5,077 57	\$5,158 65	\$2,028 88
Meats and fish.....	21,346 73	15,845 65	31,147 57	15,409 05	12,932 19	2,877 64	4,432 06	8,848 20	9,603 85	18,719 00	7,440 87	8,628 45
Groceries.....	9,735 90	9,382 43	35,960 49	19,780 83	10,780 70	3,905 23	3,737 24	11,355 13	12,084 01	11,128 41	7,381 18	8,219 77
Fruits.....	1,943 66	1,553 42	8,088 06	2,264 90	4,037 40	17 65	815 81	522 59	945 87	2,758 96	247 54
Vegetables.....	1,324 19	2,240 24	2,254 69	768 71	782 64	857 09	282 90	1,278 36	1,418 80
Clothing.....	8,432 85	1,580 24	6,359 00	2,181 40	2,254 18	427 58	488 18	1,414 80	7,312 30	10,657 11	8,124 81	4,189 78
Bedding.....	681 19	2,584 95	2,129 87	1,278 16	245 11	451 78	1,391 51	874 90	201 22
Drugs and hospital supplies	887 63	2,660 28	4,560 52	1,865 28	748 42	883 67	215 01	259 20	1,458 92	841 68	340 00	362 73
Postage, telegraph, stationery, and express.....	945 63	688 95	1,870 46	781 00	928 22	74 64	689 04	405 46	879 45	718 46	1,414 58
Stock and forage.....	1,969 74	1,860 69	850 69	1,504 90	2,460 81	412 05	827 56	3,039 41	218 42	2,630 26	306 02
Hardware, tinware, & dishes	100 67	1,246 73	1,471 69	1,193 53	121 91	284 51	763 98	615 01	1,489 72	2,868 47	2,048 16
Farm and garden.....	59 77	672 32	644 64	9,549 26	418 57	71 53	2,299 60	550 00
Fuel and light.....	1,044 48	284 10	179 70	205 46	11 35	318 74	587 99	96 95	47 10	240 37	867 02
Dry goods and notions.....	12,234 65	14,653 98	20,117 38	11,576 53	9,640 00	2,018 87	3,381 89	5,149 11	9,850 76	8,690 39	7,013 44	1,760 60
Furniture and carpets.....	2,864 28	2,778 82	6,512 66	8,262 89	4,431 80	946 02	488 81	1,138 07	746 86	4,163 19	401 87
Escape and return of inmates.....	583 96	103 31	235 80	3,242 35	2,470 00	454 74	650 77	2,315 36	83 60	1,311 00	350 00	544 96
Wages of employes.....	814 87	11 25	478 64	84 45	4 0	7 13	834 00
General repairs.....	27,307 60	28,618 33	41,863 82	28,274 62	\$30,289 69	5,226 1	9,833 70	15,159 69	27,867 89	19,664 56	3,174 41	1,979 84
Boots and shoes.....	883 70	429 07	483 25	6,528 46	3,317 62	616 11	800 14	4,138 87	1,308 56	3,940 83
Butter and eggs.....	5,927 74	118,244 18	1,028 60	7,872 41	222 35	4,176 22
Liquors.....	563 09	340 97
Milk.....	4,074 83	5,914 76	778 55	2,095 71	886 59	1,153 13
Miscellaneous.....	2,944 24	1,670 36	2,080 07	1,899 88	886 59	3,451 14	5,294 39	5,184 49	10,013 61	6,072 27	6,537 20
SALARIES OF OFFICERS.....	5,100 00	5,100 00	5,799 95	4,399 98	2,000 00	2,000 00	10,908 04	17,861 96	12,201 26	16,983 01	21,865 55	11,960 40
Expenses of trustees.....	381 53	115 00	180 91	247 80	983 00	409 00	482 65	628 75	281 55	512 03
Grand total, 1888.....	\$111,523 73	\$113,297 82	\$178,994 65	\$128,351 61	\$101,094 49	\$20,807 56	\$46,917 89	\$90,384 88	\$104,606 81	\$112,118 30	\$80,715 15	\$40,106 64
Grand total, 1887.....	\$111,523 17	\$115,714 75	\$187,204 07	\$127,286 44	\$106,572 46	\$19,787 55	\$46,917 89	\$90,384 88	\$128,868 55	\$112,118 30	\$74,910 55	\$42,755 06
Decrease.....	\$2,001 44	\$2,147 43	\$7,209 42	\$8,945 81	\$7,477 97	\$1,020 53	\$9,080 44	\$24,283 13	\$8,804 60	\$2,046 88
Increase.....

1 Includes milk and cheese. 2 Includes salaries of officers. 3 The current expenses of the Home, as reported to this office on another blank, amount to \$106,339.34. 4 The current expenses of the Farm, as reported to this office on another blank, amount to \$65,339.00.

STATISTICAL REPORT OF THE PRESIDENT OF OHIO STATE UNIVERSITY
AT COLUMBUS, FROM NOVEMBER 15, 1882, TO NOVEMBER 15, 1883.

	Males.	Females.	Total.	Nativity of students.		
				Ohio.	Other States.	Foreign countries.
Number of students in the institution November 15, 1883	298	45	343	327	15	1
Number graduated	7	2	9

STATISTICAL REPORT OF THE PRESIDENT OF THE OHIO UNIVERSITY
AT ATHENS, FROM NOVEMBER 15, 1882, TO NOVEMBER 15, 1883.

	Males.	Females.	Total.
Number of students, November 15, 1882.....	50	30	80
Number of students admitted during the year.....	34	10	44
Total number of students during the year.....	84	40	124
Number of students graduated	1	3	4

STATISTICAL REPORT OF THE SUPERINTENDENT OF THE OHIO INSTITUTION FOR THE EDUCATION OF THE DEAF AND DUMB, AT COLUMBUS, FROM NOVEMBER 15, 1882, TO NOVEMBER 15, 1883.

	Males.	Females.	Total.
Number of pupils in the institution, November 15, 1882.....	225	206	431
Number of pupils admitted during the year.....	65
Total number, current year.....	506
Number discharged.....	23
Number remaining in the institution, November 15, 1883.....	223	187	410

OCCUPATIONS TAUGHT: Printing; bookbinding; shoemaking; carpentry.

STATISTICAL REPORT OF THE SUPERINTENDENT OF THE OHIO INSTITUTION FOR THE BLIND, AT COLUMBUS, FROM NOVEMBER 15, 1882, TO NOVEMBER 15, 1883.

	Males.	Females.	Total.
Number of pupils in the institution November 15, 1882.....	97	81	178
Number of new pupils admitted during the year.....	25	15	40
Number of pupils readmitted.....			20
Total number during the current year.....	134	104	238
Number discharged, temporarily absent, and died ¹			50
Number in the institution November 15, 1883.....	109	79	188

¹Two died.

NATIVITY OF PUPILS ADMITTED DURING THE YEAR.

Born in Ohio	32
Born in other States	7
Born in foreign countries.....	1

CAUSES OF BLINDNESS OF THOSE ADMITTED DURING THE YEAR.

Ophthalmia	3	Injury	6
Scarlet fever	2	Glaucoma.....	1
Scrofula	4	Sun-stroke	1
Granulation.....	2	Congenital cases	7
Conjunctivitis	1	Measles.....	1
Iritis	1	Small pox	1
Amaurosis	2	Erysipelas	1
Unknown.....	3	Retinitis	1
Staphyloma	1	Cerebro spinal meningitis.....	1
Strong medicine.....	1		
Totally blind			19
Partially blind.....			21

AGES OF PUPILS ENROLLED THIS YEAR.

Under twenty-one.....	166
Over twenty-one.....	27
Average age.....	16.67

OCCUPATIONS TAUGHT.

Piano-tuning.	Hand-sewing.	Machine-knitting.
Cane-seating.	Machine-sewing.	Bead work.
Broom-making.	Hand-knitting.	Crochet work.

STATISTICAL REPORT OF THE SUPERINTENDENT OF THE OHIO INSTITUTION FOR THE EDUCATION OF FEEBLE-MINDED YOUTH, AT COLUMBUS, OHIO, FROM NOVEMBER 15, 1882, TO NOVEMBER 15, 1883.

	Males.	Females.	Total.
Number of pupils in the institution November 15, 1882.....	310	189	499
Number of pupils admitted during the year.....	3	5	8
Total number current year.....	313	194	519
Number discharged.....	8	1	9
Number died.....	11	3	14
Number remaining in the institution November 15, 1883.....	291	192	483

REMARKS—This institution admits children only, the parents or guardians of whom must be citizens of Ohio, the fact of their residence being certified to by the probate judge of the county whence the application for admission comes.

MORTUARY RECORD, NOVEMBER 15, 1882, TO NOVEMBER 15, 1883.

	Epilepsy.	Hydrocephalus.	Scarlet fever.	Paralysis.	Exhaustion.	Erysipelas.	Consumption.	Total number of deaths.
Males	1	1	5	1			3	11
Females			1		1	1		3

OCCUPATIONS TAUGHT.

Males are taught to work on the farm and garden.

Females are taught general domestic work.

AGE OF INMATES ADMITTED CURRENT YEAR.

	6	7	8	9	10	11	12	13	14	15	16	17	18	19	20	21	Total.
Males.....		1			1			1									3
Females.....			1				2		1	1							5

STATISTICAL REPORT OF THE SUPERINTENDENT OF THE CENTRAL
OHIO ASYLUM FOR THE INSANE, AT COLUMBUS, FROM NOVEMBER
15, 1882, TO NOVEMBER 15, 1883.

	Males.	Females.	Total.
Number of patients admitted during year	161	143	304
Total number treated.....	570	609	1,179
Number discharged	109	114	223
Number died	31	33	64
Number remaining November 15, 1883	430	462	892

NATIVITY OF THOSE ADMITTED.

	Males.	Females.	Total.
Ohio	110	84	194
Other states	29	27	56
Foreign countries	18	24	42
Unknown	4	8	12

CAUSES OF INSANITY.

	Males.	Females.	Total.
Physical causes, such as ill health, syphilis, intemperance, fevers, injuries, masturbation, etc.....	70	45	115
Moral causes, such as loss of friends, domestic and financial trou- ble, jealousy, fright, etc.....	59	61	120
Unknown	32	37	69

CAUSES OF DEATH.

Cause of death.	Males.	Females.	Total.
General paralysis	1	1	2
Softening of brain	1	1
Phthisis	5	6	11
General paralysis of insanity	3	3
Exhaustion	3	5	8
Exhaustion maniacal.....	3	4	7
Erysipelas	1	1

CAUSE OF DEATH—Concluded.

Cause of death.	Males.	Females.	Total.
Dysentery	1	1	2
Heart clot	1		1
Emboliam	1		1
Apoplexy	4		4
Epilepsy	3	1	4
Senile exhaustion	1		1
Typhoid fever		1	1
Pneumonia		2	2
Accident		1	1
Hemorrhage of bowels		1	1
" ovarian		1	1
" brain		1	1
Carcinoma		1	1
Tuberculosis gen.		2	2
Senility		3	3
Cholera morbus		1	1
Injury to brain		1	1
Paresis	2		2
Old age	1		1
Totals	31	33	64

AGE OF INMATES ADMITTED.

Age.	Males.	Females.
Under fifteen years	1	
Fifteen and under twenty	11	7
Twenty and under thirty	46	28
Thirty and under forty	39	43
Forty and under fifty	31	33
Fifty and under sixty	18	20
Sixty and under seventy	9	12
Seventy and over	6	2

OCCUPATION—Males.

Farmers	82	Tailor	1
Shoemakers	2	Merchant	1
Laborers	32	Dyer	1
Bricklayers	2	Druggist	1
Confectioner	1	Clerk	1
Jeweler	1	Brakeman	1
Grocers	2	Teachers	2
Salesman	1	Physician	1
Stonemason	1	Machinist	1
Painter	1	Railroad employes	2
Students	2	Molders	2
Drayman	1	Upholsterer	1
Banker	1	Huckster	1
Musician	1	Chairmaker	1
Harness-maker	1	Unknown	1
Carpenters	4	No occupation	4
Grape-culturist	1		
Blacksmith	1		
Post-officer	1		
		Total males	161

Females.

School girls.....	3	Actress	1
Housewives	70	Washwomen	2
Clerks	2	Teachers	2
Housekeepers.....	20	Unknown	19
Domestics	9	No occupation	9
Milliners	3		
Seamstresses.....	2	Total females	143
Farmer's daughter	1		

STATISTICAL REPORT OF THE SUPERINTENDENT OF THE LONGVIEW ASYLUM FOR THE INSANE, AT CARTHAGE, FROM NOVEMBER 1, 1882, TO NOVEMBER 1, 1883.

	Males.	Females.	Total.	Nativity of inmates.		
				Ohio.	Other States.	Foreign countries.
Number of patients in the institution November 1, 1882	306	349	655	170	74	411
Number of patients admitted during the year	97	96	193
Total number current year	403	445	848
Number discharged.....	66	71	137
Number died.....	23	26	49
Number remaining in the institution November 1, 1883	314	348	662	178	70	414

SUPPOSED CAUSE OF INSANITY IN PATIENTS ADMITTED DURING THE YEAR.

	Males.	Females.	Total.
Political excitement.....	1	1
Excitement of flood.....	1	1
Brain tumor.....	2	1	3
Charged with crime.....	1	1
Gun-shot wound.....	1	1
Isolation	8	8
Domestic trouble.....	1	13	14
Disappointed affections.....	3	3
Death of relatives.....	4	4
Epilepsy	5	3	8
Financial trouble	7	7
Laughing gas.....	2	2
Intemperance	17	6	23
Injury to head.....	4	4
Employment, want of.....	2	2
Masturbation	6	6

SUPPOSED CAUSE OF INSANITY—Continued.

	Males.	Females.	Total.
Menopause.....		1	1
Over-work.....	2		2
Puerperal condition.....		8	8
Sickness.....	9	13	22
Syphilis.....	2		2
Grief.....		6	6
Hard study.....	1	1	2
Hereditary.....	2		2
Injury to spine.....	1		1
Lead poisoning.....	1		1
Paralysis.....	1	2	3
Senility.....	1	1	2
Uterine derangement.....		1	1
Unknown.....	22	30	52
Total.....	97	96	193

MORTUARY RECORD, FROM NOVEMBER 1, 1882, TO NOVEMBER 1, 1883.

Cause of death.	Males.	Females.	Cause of death.	Males.	Females.
Meningeal hemorrhage.....		1	Heart disease, valvular.....		1
Apoplexy.....		2	Paralysis, general.....	2	
Bright's disease.....	1		Phthisis, pulmonalis.....	9	9
Cerebral congestion.....		2	Pneumonia.....	8	6
Cerebral softening.....	1	4	Peritonitis, acute.....	1	
Erysipelas.....		1	Marasmus senilis.....	1	
Pulmonary œdema.....	1		Total number of deaths..	23	26
Epilepsy.....	1				

AGE OF INMATES ADMITTED CURRENT YEAR.

	10 to 20.	20 to 30.	30 to 40.	40 to 50.	50 to 60.	60 to 70.	70 to 80.	80 to 90.	Unknown.
Males.....	1	28	21	25	12	5	4	1
Females.....	2	22	35	14	16	2	1	1	3

OCCUPATION OF PATIENTS ADMITTED DURING THE YEAR.

	Males.	Females.	Total.		Males.	Females.	Total.
Artist		1	1	Machinists	2		2
Barkeeper.....	1		1	Merchants	2		2
Blacksmith.....	1		1	Musician.....		1	1
Book-keeper	1		1	No occupation.....	12	15	27
Brush-maker.....	1		1	Telephone operator ...	1		1
Butcher	1		1	Painters.....	4		4
Cabinet-maker	3		3	Peddler	1		1
Chemist	1		1	Paper carrier	1		1
Cigar-makers	4		4	Policeman	2		2
Clerks	3		3	Pilot.....	1		1
Confectioners	2		2	Student	1		1
Cook	1		1	Solicitor	1		1
Cooper.....	1		1	Seamstress.....		2	2
Farmers	5		5	Sawyer	1		1
Safe-finishers	2		2	Servants		15	15
Grocers	2		2	Shoemakers	2		2
Jail-builders	2		2	Rag-picker.....	1		1
Miller.....	1		1	Teacher.....		1	1
Gilder	1		1	Tailors.....	2		2
Housewives		61	61	Teamsters.....	2		2
Insurance agent.....	1		1	Tinners.....	2		2
Laborer	21		21	Veterinary surgeon ...	1		1
Lawyer	1		1				
Lithographer	1		1	Total	97	96	193

STATISTICAL REPORT OF SUPERINTENDENT OF CLEVELAND ASYLUM,
FROM NOVEMBER 15, 1882, TO NOVEMBER 15, 1883.

	Males.	Females.	Total.
Number of patients in institution November 15, 1882..	305	317	622
Number of patients admitted during the year	127	117	244
Total number under treatment, current year	432	434	866
Number of patients discharged during year.....	113	128	241
Number died during year	22	16	38
Number remaining in institution November 15, 1883...	319	308	625

NATIVITY OF INMATES ADMITTED DURING CURRENT YEAR.

Ohio	120
Other States	47
Foreign born	77

MORTUARY RECORD, NOVEMBER 15, 1882, TO NOVEMBER 15, 1883.

	Males.	Females.		Males.	Females.
Apoplexy.....	4	1	Marasmus senilis.....	2
Cancer of stomach	1	Peritonitis	1
Diarrhoea	2	Pneumonia	1
Diphtheria	1	Paresis	6	1
Acute maniacal exhaustion.....	1	2	Phthisis pulmonalis.....	2	2
Chronic maniacal exhaustion.....	2	Septicæmia	1
Acute melancholiac exhaustion	1	Softening of brain.....	1
Heart disease	4	Total	22	16
Inanition	1	1			

SUPPOSED CAUSE OF INSANITY IN THOSE ADMITTED DURING CURRENT YEAR.

	Males.	Females.		Males.	Females.
Business perplexities.....	4	Uterine diseases	3
Domestic difficulties.....	7	11	Unknown	30	33
Disappointed affection.....	1	5	Typhoid fever	1
Excessive mental exertion.....	1	1	Gestation	2
Financial trouble.....	6	Heredity	5	5
Grief	1	2	Injury to head	3
Spiritualism	1	Ill health	7	16
Religious excitement	1	4	Intemperance	17	1
Poverty	1	Masturbation	7	1
Abortion	1	Menstrual irregularities.....	3
Climacteric	26	Old age.....	2	1
Chorea	1	Organic disease of brain	5
Dyspepsia	1	Ovarian disease	2
Dissipation	5	1	Poison.....	2
Excessive physical exertion.....	5	3	Phthisis pulmonalis	1	1
Epilepsy.....	2	2	Puerperal condition	5
Spermatorrhœa	1	Pubescence	1	3
Spinal affection	1	Recurrent.....	5	6
Scarlatina.....	1	Total	127	117
Shock	1			
S, phillis	1			

AGE OF INMATES ADMITTED DURING CURRENT YEAR.

	15 to 20.	20 to 25.	25 to 30.	30 to 35.	35 to 40.	40 to 45.	45 to 50.	50 to 55.	55 to 60.	60 to 65.	65 to 70.	70 to 75.	75 to 80.	80 to 85.	Unknown.	Total.
Males	8	17	9	14	20	12	13	9	10	7	3	3	1	1	127
Females	6	17	18	11	13	19	13	11	4	2	2	1	117

OCCUPATION OF INMATES ADMITTED DURING CURRENT YEAR.

Agents	4	Printers	2
Blacksmiths.....	2	Plasterers.....	2
Bakers.....	1	Painters.....	2
Brakeman.....	1	Puddlers.....	2
Carpenters.....	4	Students.....	4
Contractors.....	1	Shoemakers.....	3
Clerks.....	5	Sailors.....	1
Clergymen.....	1	Speculators.....	1
Coopers.....	1	Teachers.....	1
Draymen.....	1	Tinners.....	1
Druggists.....	1	Teamsters.....	1
Engineers.....	3	Unknown.....	2
Farmers.....	27	Undertakers.....	1
Harness makers.....	1	Cigar makers.....	2
Jewelers.....	1	Collectors.....	2
Laborers.....	24	Detectives.....	1
Merchants.....	2	Expressmen.....	1
Millers.....	1	Paper hanger.....	1
Machinists.....	3	Pattern maker.....	1
Musicians.....	1	Superintendent of furnace.....	1
Miners.....	5		
Masons.....	3	Total.....	127
Physicians.....	2		

STATISTICAL REPORT OF THE SUPERINTENDENT OF THE DAYTON ASYLUM FOR THE INSANE, AT DAYTON, FROM NOVEMBER 15, 1882, TO NOVEMBER 15, 1883.

	Male.	Female.	Total.
Number of patients in the institution November 15, 1882.....	275	309	584
Number of patients admitted during the year.....	100	79	179
Total number, current year, under treatment.....	375	388	763
Number discharged, recovered.....	39	25	64
Number discharged, improved.....	15	14	29
Number discharged, unimproved.....	14	15	29
Number died.....	17	23	40
Number remaining in the institution November 15, 1883.....	290	311	601

NATIVITY OF INMATES.

Ohio.....	112
Other States.....	30
Foreign countries.....	28
Unknown.....	9
Total.....	179

AGES OF INMATES ADMITTED CURRENT YEAR.

	Less than 20 years.	Between 20 and 30.	Between 30 and 40.	Between 40 and 50.	Between 50 and 60.	Between 60 and 70.	Between 70 and 80.	Between 80 and 90.	Unknown.	Total.	Grand total.
Males	9	23	23	23	8	8	2	4	100	179
Females	4	25	21	15	7	4	3	79

ALLEGED CAUSES OF INSANITY.

Fever	1	Masturbation	14
Measles	1	Old age	1
Typhoid fever.....	2	Exposure	2
Ill-health and general debility.....	1	Catarrh	1
Nervous diseases.....	3	Hereditary.....	6
Disease of the spine.....	1	Loss of property	2
Chorea	1	Business perplexities.....	6
Injury to head.....	3	Domestic trouble.....	16
Sun-stroke.....	2	Religious excitement.....	17
Dyspepsia.....	1	Grief at loss of friends.....	5
Puerperal condition.....	8	Disappointed affections.....	4
Uterine disease	6	Excessive mental exertion.....	3
Syphilis	2	Fright	1
Change of life.....	2	Disappointment.....	3
Over lactation.....	1	Prostitution.....	1
Spermatorrhœa	2	Unknown	48
Intemperance.....	8		
Over-work and fatigue.....	3	Total	179

MORTUARY RECORD, NOVEMBER 15, 1882, TO NOVEMBER 15, 1883.

Causes of death.	Male.	Female.
Exhaustion from mania.....	1	4
Melancholia		2
Paralysis.....	1
General paralysis.....	1	1
Apoplexy		1
Consumption		5
Disease of the heart	2	1
Epilepsy	2	4
Erysipelas.....	1
Suicide	1	1
Exhaustion.....	1	2
Cerebral Hemorrhage.....	1
Inanition.....	1	1
Old age	1
Burns, effects of.....	1
Phthisis.....	1
Uremia	1
Tuberculosis	1
Dropsy		1
Totals.....	17	23
Total number of deaths		40

OCCUPATION OF MALES.

Farmers	33	Wood-turner	1
Laborers	21	Lumber dealer	1
Carpenters	4	Traveling agent	1
Clerks	2	Captain of steam-boat	1
Tailors	1	Lawyer	1
Physician	1	Saloon-keeper	1
Merchants	2	Druggist	1
Shoemakers	4	Nurseriesman	1
Printers	3	Carriage-maker	1
Blacksmiths	4	Brick-layers	2
Coopers	1	Dentist	1
Molder	1	Railroad officers	2
Drayman	1	Unknown	3
Engraver	1		
Pressman	1	Total	100
Pattern-maker	1		

STATISTICAL REPORT OF THE SUPERINTENDENT OF THE ATHENS
ASYLUM FOR THE INSANE, AT ATHENS, FROM NOVEMBER 15, 1882, TO
NOVEMBER 15, 1883.

	Males.	Females.	Total.	Males.	Females.	Total.
On record November 16, 1882				297	328	625
Cases admitted—						
First admissions	87	89	176			
Not first admissions	22	18	40			
Total admitted during year				109	107	216
Total under care during year				406	435	841
Cases discharged—						
Recovered	53	45	98			
Relieved	7	10	17			
Unimproved	12	36	48			
Died	24	19	43			
Total discharged and died				96	110	206
Remaining November 15, 1883				310	325	635
Average number resident during year				302	324	626

NATIVITY OF PATIENTS ADMITTED DURING YEAR ENDING NOVEMBER 15, 1883.

Country.	Males.	Females.	Total.
Ohio	82	88	88
Other states	18	15	33
Foreign countries	8	3	11
Unknown	1	1	2
Totals	109	107	216

CIVIL CONDITION OF PATIENTS ADMITTED DURING YEAR ENDING NOVEMBER 15, 1883.

	Males.	Females.	Total.
Single	50	35	85
Married	52	63	115
Widowed	6	9	15
Separated	1	1
Unknown
Totals.....	109	107	216

AGE OF PATIENTS ADMITTED DURING YEAR ENDING NOVEMBER 15, 1883.

	Males.	Females.	Total.
From 15 to 20 years.....	6	6	12
From 20 to 30 years.....	32	32	64
From 30 to 40 years.....	29	31	60
From 40 to 50 years.....	14	22	36
From 50 to 60 years.....	17	11	28
From 60 to 70 years.....	8	2	10
From 70 to 80 years.....	2	3	5
From 80 to 90 years.....
Unknown	1	1
Totals	109	107	216

CAUSES OF DISEASE IN PATIENTS ADMITTED DURING YEAR ENDING NOVEMBER 15, 1883.

Exciting cause.	Males.	Females.	Total.
Moral causes	19	31	50
Intemperance	15	5	20
Masturbation	14	14
Uterine Disease.....	4	4
Puerperal state	12	12
Pregnancy.....	1	1
Change of life.....	4	4
Epilepsy	2	1	3
Ill-health.....	25	30	55
Other diseases.....	10	6	16
Pubescence.....	1	1	2
Unknown	23	12	35
Totals	109	107	216

CAUSE OF DEATH FOR YEAR ENDING NOVEMBER 15, 1883.

Cause.	Males.	Females.	Total.
Consumption.....	5	3	8
Apoplexy	3	3
General paralysis	8	8
Exhaustion of dementia.....	4	1	5
Exhaustion of melancholia.....	1	1
Exhaustion of mania.....	3	3
Suicide.....	1	1
Epilepsy	2	1	3
Senile decay.....	3	3
Chronic diarrhœa.....	1	1	2
Dysentery	4	4
Erysipelas.....	1	1
Totals.....	24	18	42

OCCUPATION OF MALES DURING YEAR ENDING NOVEMBER 15, 1883.

Farmers	52	Coopers	1
Laborers	30	Cabinet-makers	1
Merchants.....	3	Millers	1
Carpenters	3	Stone-cutters	1
Shoemakers	1	Physicians.....	1
Moulders	2	Railroad conductors	1
Peddlers.....	1	Butchers	1
Contractors.....	1	Harness-makers	1
Miners	2	None	3
Clerks	1	Total	109
Saloon-keepers.....	1		
Undertakers	1		

STATISTICAL REPORT OF THE SUPERINTENDENT OF THE OHIO SOLDIERS' AND SAILORS' ORPHANS' HOME, AT XENIA, OHIO, FROM NOVEMBER 15, 1882, TO NOVEMBER 15, 1883.

	Boys.	Girls.	Total.	Nativity of children.			
				Ohio.		Other states.	
				Boys.	Girls.	Boys.	Girls.
Number of children Nov. 15, 1882.....	436	241	677	371	219	65	22
Number admitted during the year.....	92	31	123	77	30	15	1
Total number current year.....	528	272	800	448	249	80	23
Number discharged.....	82	32	115	75	27	8	5
Number died.....	3	1	4	3	1
Number remaining in the Home November 15, 1883	442	239	681	370	221	72	18

STATISTICAL REPORT OF THE SUPERINTENDENT OF THE GIRLS' INDUSTRIAL HOME, AT WHITE SULPHUR SPRINGS, NEAR DELAWARE, FROM NOVEMBER 15, 1882, TO NOVEMBER 15, 1883.

Number of inmates November 15, 1882.....	256
Number of inmates admitted during the year.....	70
Number of inmates returned during the year.....	14
<hr/>	
Total number current year.....	340
Number discharged	32
Number indentured.....	3
Number in homes on trial	32
Died.....	3
Number remaining in the Home, November 15, 1883.....	270

OCCUPATIONS TAUGHT.

Housework. Sewing. Knitting. Laundry work.

AGES OF INMATES ADMITTED DURING CURRENT YEAR.

Ages.....	9	10	11	12	13	14
Inmates	2	10	10	10	16	22

STATISTICAL REPORT OF THE SUPERINTENDENT OF THE REFORM SCHOOL FOR BOYS, NEAR LANCASTER, FROM NOVEMBER 15, 1882, TO NOVEMBER 15, 1883.

Number committed since the school was founded in 1858	3895
Number cared for during the year just closed.....	673
Number of boys received from November 15, 1882, to November 15, 1883	178
Number of boys in the institution November 15, 1882.....	460
Number of boys returned who were granted leave of absence.....	35
Number of boys granted leave of absence to go home.....	191
Number of boys granted leave of absence for whom employment was found.....	4
Number of boys apprenticed	12
Number of boys discharged.....	3
Number of boys transferred to other institutions.....	2
Number of permanent escapes.....	12
Number in the institution on November 15, 1883	449

CAUSE OF COMMITMENT.

Arson	2
Assault and battery	4
Administering poison with intent to kill	1

Assault with intent to commit rape.....	2
Assault.....	5
Burglary.....	28
Breaking in railroad car	2
Cutting with intent to kill	1
Cutting with intent to wound.....	2
Grand larceny	13
House breaking.....	2
Obtaining goods under false pretenses.....	3
Obstructing railroad.....	1
Petit larceny.....	108
Perjury.....	1
Robbery.....	2
Vagrancy.....	1
Willful destruction of property	2
Total	178

NATIVITY OF INMATES.

Ohio.....	144
Other states.....	27
Foreign countries	7

OCCUPATIONS TAUGHT INMATES.

Music,	Carpentering,	Cooking,
Florists,	Tailoring,	Shoemaking,
Brushmaking,	Baking,	Farming,
	Blacksmithing.	

AGE OF INMATES.

Ten	15
Eleven.....	18
Twelve	26
Thirteen.....	21
Fourteen.....	41
Fifteen	38
Sixteen.....	9
Seventeen	7
Eighteen.....	---
Nineteen.....	3
Average age (17 4-5).....	178

SHOWING SOCIAL AND MORAL CONDITION OF INMATES.

Number who were full orphans	13
“ who had lost father.....	51
“ who had lost mother.....	30
“ whose parents are both living	56
“ whose father and mother were unknown.....	4

Number whose father was unknown	3
“ whose mother was unknown.....	1
“ who had used profane language	168
“ who had used tobacco.....	186
“ who had used intoxicating liquors	86
“ who were truant from school	88
“ who had attended public schools.....	200
“ who had attended Sabbath school	89
“ whose fathers were intemperate	75
“ whose mothers were intemperate.....	8
“ whose parents were separated	19

COUNTIES FROM WHICH INMATES OF INSTITUTION WERE SENT.

Adams.....	1	Logan.....	3
Allen.....	5	Lorain.....	2
Ashland.....	6	Lucas.....	11
Ashtabula.....	4	Madison.....	3
Athens.....	8	Mahoning.....	1
Auglaize.....	4	Marion.....	1
Belmont.....	8	Meigs.....	1
Brown.....	3	Mercer.....	1
Butler.....	2	Miami.....	6
Carroll.....	2	Medina.....	1
Champaign.....	3	Montgomery.....	21
Clarke.....	24	Morgan.....	3
Clermont.....	1	Muskingum.....	13
Clinton.....	4	Noble.....	1
Columbiana.....	1	Ottawa.....	1
Coshocton.....	4	Paulding.....	1
Crawford.....	5	Perry.....	2
Cuyahoga.....	26	Pickaway.....	7
Darke.....	2	Pike.....	1
Delaware.....	3	Portage.....	3
Erie.....	8	Preble.....	2
Fairfield.....	4	Putnam.....	4
Fayette.....	1	Richland.....	4
Franklin.....	32	Ross.....	7
Fulton.....	1	Sandusky.....	1
Gallia.....	1	Scioto.....	3
Geauga.....	2	Seneca.....	9
Greene.....	12	Shelby.....	8
Guernsey.....	4	Stark.....	5
Hamilton.....	32	Summit.....	8
Hancock.....	3	Trumbull.....	3
Hardin.....	2	Tuscarawas.....	1
Harrison.....	3	Union.....	3
Henry.....	3	Van Wert.....	6
Highland.....	4	Vinton.....	3
Hocking.....	7	Warren.....	1
Holmes.....	1	Washington.....	7
Huron.....	5	Wayne.....	4
Jackson.....	7	Williams.....	4
Jefferson.....	10	Wyandot.....	1
Knox.....	4		
Lawrence.....	8		
Licking.....	12	Total.....	449

STATISTICAL REPORT OF THE SUPERINTENDENT OF THE HOUSE OF REFUGE AND CORRECTION, AT TOLEDO, FROM NOVEMBER 15, 1882, TO NOVEMBER 15, 1883.

	Males.	Total.	Nativity of inmates.			
			Ohio.	Other states.	Foreign countries.	Cannot determine.
Number of boys in the institution November 15, 1882	187					
Number of boys admitted during the year	57					
Total number current year		244				
Number discharged	46					
Number apprenticed	5					
Escaped	6					
Number remaining in the institution November 15, 1883		187	73	67	15	34

OCCUPATION.

Occupation.	Males.
Knitting factory	112
Farming and general work	30
Laundry	24
Engine-room	4
Bakery	6
General work in building	40
Schools	187
Tailor-shop	14

All boys under 12 years of age are in school both forenoon and afternoon sessions. Those who are 12 years and older are in school one-half of each day, and work the other half. School ten months in the year. During the winter months, evening schools in United States History and Civil Government are regularly conducted.

AGE OF INMATES ADMITTED CURRENT YEAR.

	10.	11.	12.	13.	14.	15.	16.
Males	10	8	10	7	8	8	6

STATISTICAL REPORT OF THE WARDEN OF THE OHIO PENITENTIARY,
COLUMBUS, FROM NOVEMBER 1, 1882, TO OCTOBER 31, 1883.

NUMBER OF PRISONERS IN THE INSTITUTION NOVEMBER 1, 1882.

Male	1,253
Female	18
	<hr/>
Total	1,271

NUMBER OF PRISONERS ADMITTED DURING THE YEAR.

Male	636
Female	9
	<hr/>
Total	645

TOTAL NUMBER CURRENT YEAR.

Male	1,889
Female	27
	<hr/>
Total	1,916

NUMBER DISCHARGED.

Male	594
Female	9
	<hr/>
Total	603

NUMBER DIED.

Male	26
------------	----

NUMBER REMAINING IN THE INSTITUTION OCTOBER 31, 1883.

Male	1,269
Female	18
	<hr/>
Total	1,287

NATIVITY OF INMATES ADMITTED DURING THE YEAR.

Ohio	333
Other states	223
Foreign countries	89
	<hr/>
Total	645

TERM OF SENTENCE.

Number for one year.....	165
“ one to three years	336
“ three to five years	94
“ five to ten years	30
“ ten to fifteen years	11
“ fifteen to twenty years.....	3
“ for life	6
Total	645

CRIMES.

	Male.	Female.
Arson	3	
Assault to kill	9	
“ wound	3	
“ rob.....	7	
Bribery	1	
Burglary.....	59	
Burglary and larceny.....	151	1
“ grand larceny.....	12	
Bigamy	8	1
Blackmail	1	
Cutting		1
Cutting to kill.....	9	
“ wound.....	20	
Embezzlement	3	
Forgery.....	42	
Grand larceny	115	3
House-breaking and grand larceny	3	
Horse-stealing	47	
Horse-sealing and grand larceny	6	
Incest	1	1
Illegal voting.....	1	
Malicious destruction of property	1	
Maiming.....	1	
Murder in second degree	6	
Manlaughter	11	1
Obtaining goods by false pretense.....	6	
Pocket-picking	6	
Perjury	11	
Receiving stolen goods	1	1
Rape	6	
Rape, attempt.....	20	
Shooting to kill.....	16	
Shooting to wound	9	
Throwing stones at railroad train.....	6	
Tramping	6	
Violating pardon	2	
Robbery	27	
Totals	636	9

OCCUPATION OF THOSE RECEIVED DURING THE YEAR.

	Male.	Female.
Book-keepers	13
Barbers.....	22
Clerks	12
Common laborers	212	1
Commercial agents.....	6
Farmers	35
Mechanics	152
Miners	13
No occupation	13
Peddlers.....	4
Physicians	3
Hostlers and teamsters	43
Railroaders	39
Stenographers.....	2
Saloon-keepers	7	1
Sailors	12
Lawyers	2
Teachers.....	5
Telegraphers	3
House-work	5
Seamstresses	2
Various miner occupations	38
Totals	636	9

AGES OF THOSE RECEIVED DURING THE YEAR.

	Males.	Females.
Number under 21 years.....	129
From 21 to 30 years	277	7
From 30 to 40 years	146	2
From 40 to 50 years	46
From 50 to 60 years	26
From 60 to 70 years	10
Over 70 years	2
Total	636	9

RECORD OF DEATHS.

Number Males.	Number Females.	Date of death.	Cause of death.
1	December 9, 1882...	Committed suicide by hanging in his cell.
1	December 23, 1882...	Heart disease.
1	December 24, 1882...	Meningitis.
1	December 31, 1882...	Pulmonary consumption.
1	January 1, 1883...	Committed suicide by hanging in his cell.
1	January 3, 1883...	Incised wound in head, extending deeply into the brain, through the skull.
1	January 4, 1883...	Pulmonary consumption.
1	January 9, 1883...	Bright's disease of the kidneys.
1	January 12, 1883...	Pulmonary consumption.
1	February 11, 1883...	Pulmonary consumption.
1	February 17, 1883...	Typhoid fever—death caused by perforation of bowels.
1	February 18, 1883...	Congestion of brain, caused by measles.
1	March 17, 1883...	Pulmonary consumption.
1	April 5, 1883...	Pulmonary consumption.
1	April 10, 1883...	Typhoid fever, with congestion of the brain.
1	May 2, 1883...	Pulmonary consumption.
1	May 3, 1883...	Heart disease.
1	May 19, 1883...	Pulmonary consumption.
1	May 30, 1883...	(Confined in insane asylum). Committed suicide by hanging.
1	June 20, 1883...	Diabetes, with dropsy.
1	June 24, 1883...	Pulmonary consumption.
1	July 2, 1883...	Syphilitic ataxia.
1	July 12, 1883...	Rose cancer.
1	July 14, 1883...	Pulmonary consumption.
1	September 13, 1883...	General debility.
1	September 29, 1883...	Syphilis.

Jefferson...	8	3	3	1	8	9	4	16	9	17	7	15	12	1	4	1	1	1	1	1	226	199	625
Kearney	4	4	4	4	4	7	9	10	6	9	4	18	7	7	3	1	1	1	1	1	102	90	201
Lake	4	5	5	5	6	10	6	7	7	6	4	12	6	4	3	4	4	4	4	4	102	106	201
Laporte	4	6	6	6	7	15	6	8	6	6	4	2	6	3	1	1	1	1	1	1	210	178	398
Licking	10	10	10	10	9	14	9	14	15	16	13	12	4	4	3	2	2	2	2	2	311	205	416
Lodge	4	5	5	5	4	8	4	5	6	6	4	4	4	4	4	4	4	4	4	4	118	129	242
Loran	7	7	7	7	11	11	11	8	11	16	10	14	3	4	3	2	2	2	2	2	160	142	314
Lucas	2	2	2	2	9	12	9	8	10	10	1	4	3	4	5	1	1	1	1	1	202	209	509
Madison	1	1	1	1	2	2	2	3	3	4	1	3	1	1	1	1	1	1	1	1	68	67	125
Madison	7	7	7	7	14	12	10	14	10	10	9	9	5	4	6	2	2	2	2	2	288	204	444
Marion	5	5	5	5	3	3	3	3	6	6	11	5	2	4	2	1	1	1	1	1	107	99	204
Marion	4	4	4	4	9	8	7	10	10	6	11	11	2	2	2	2	2	2	2	2	170	155	325
Meigs	4	4	4	4	6	6	6	6	2	6	19	3	2	4	4	4	4	4	4	4	118	109	227
Mercer	3	3	3	3	8	8	8	8	5	5	6	9	7	2	3	3	3	3	3	3	108	116	220
Miami	5	5	5	5	6	6	6	6	4	12	9	9	6	4	1	2	2	2	2	2	108	118	231
Miami	5	5	5	5	7	7	7	7	12	27	13	20	8	2	5	5	5	5	5	5	552	521	886
Monroe	45	45	45	45	4	4	4	4	10	43	10	43	1	1	1	1	1	1	1	1	78	67	185
Monroe	3	3	3	3	3	3	3	3	6	4	1	8	3	4	4	4	4	4	4	4	98	70	165
Morgan	5	5	5	5	3	3	3	3	6	4	1	8	3	4	4	4	4	4	4	4	98	70	165
Morgan	3	3	3	3	5	5	5	5	7	12	4	5	1	1	1	1	1	1	1	1	227	183	417
Morrow	4	4	4	4	17	17	17	17	15	8	2	4	4	4	4	4	4	4	4	4	110	90	202
Murkin	4	4	4	4	18	18	18	18	15	8	2	4	4	4	4	4	4	4	4	4	110	90	202
Murkin	8	8	8	8	1	1	1	1	3	7	4	2	2	2	2	2	2	2	2	2	49	67	146
Noble	1	1	1	1	5	5	5	5	4	5	2	4	3	1	1	1	1	1	1	1	74	71	145
Noble	4	4	4	4	9	9	9	9	5	4	5	2	4	3	1	1	1	1	1	1	104	107	211
Ottawa	4	4	4	4	10	10	10	10	6	14	11	12	4	4	4	4	4	4	4	4	181	119	225
Ottawa	2	2	2	2	4	4	4	4	3	6	4	4	4	4	4	4	4	4	4	4	120	117	229
Perry	1	1	1	1	6	6	6	6	8	11	11	8	1	1	1	1	1	1	1	1	94	88	177
Perry	6	6	6	6	8	8	8	8	6	11	11	8	1	1	1	1	1	1	1	1	165	147	313
Pike	1	1	1	1	7	7	7	7	4	10	7	6	7	4	5	4	4	4	4	4	207	207	414
Pike	6	6	6	6	12	12	12	12	7	11	11	8	1	1	1	1	1	1	1	1	106	114	220
Richland	10	10	10	10	14	14	14	14	6	10	7	6	7	4	2	2	2	2	2	2	161	156	317
Richland	6	6	6	6	4	4	4	4	6	5	3	3	3	3	3	3	3	3	3	139	126	265	
Ross	4	4	4	4	7	7	7	7	11	6	3	7	5	2	2	2	2	2	2	2	130	74	204
Ross	1	1	1	1	6	6	6	6	4	3	2	4	2	2	2	2	2	2	2	2	284	211	495
Mandauky	6	6	6	6	16	16	16	16	15	12	11	18	8	4	2	2	2	2	2	2	174	167	341
Mandauky	3	3	3	3	8	8	8	8	4	9	6	10	4	2	3	3	3	3	3	3	167	172	339
McIntosh	15	15	15	15	11	11	11	11	12	8	6	5	4	2	3	3	3	3	3	3	109	116	225
McIntosh	6	6	6	6	7	7	7	7	4	7	6	7	4	5	5	5	5	5	5	5	109	116	225
Menasa	1	1	1	1	6	6	6	6	3	4	2	4	3	1	2	2	2	2	2	2	134	165	309
Menasa	3	3	3	3	4	4	4	4	3	3	1	4	1	1	1	1	1	1	1	1	75	87	162
Menasa	5	5	5	5	2	2	2	2	8	5	3	3	3	3	3	3	3	3	3	3	158	158	316
Menasa	6	6	6	6	2	2	2	2	3	2	4	2	2	2	2	2	2	2	2	2	183	188	371
Menasa	9	9	9	9	14	14	14	14	11	13	12	8	9	6	5	5	5	5	5	5	152	152	304
Menasa	9	9	9	9	10	10	10	10	13	12	8	11	9	7	6	6	6	6	6	6	152	152	304
Menasa	11	11	11	11	12	12	12	12	13	12	8	11	9	7	6	6	6	6	6	6	152	152	304
Menasa	11	11	11	11	12	12	12	12	13	12	8	11	9	7	6	6	6	6	6	6	152	152	304
Menasa	11	11	11	11	12	12	12	12	13	12	8	11	9	7	6	6	6	6	6	6	152	152	304
Menasa	11	11	11	11	12	12	12	12	13	12	8	11	9	7	6	6	6	6	6	6	152	152	304
Menasa	11	11	11	11	12	12	12	12	13	12	8	11	9	7	6	6	6	6	6	6	152	152	304
Menasa	11	11	11	11	12	12	12	12	13	12	8	11	9	7	6	6	6	6	6	6	152	152	304
Menasa	11	11	11	11	12	12	12	12	13	12	8	11	9	7	6	6	6	6	6	6	152	152	304
Menasa	11	11	11	11	12	12	12	12	13	12	8	11	9	7	6	6	6	6	6	6	152	152	304
Menasa	11	11	11	11	12	12	12	12	13	12	8	11	9	7	6	6	6	6	6	6	152	152	304
Menasa	11	11	11	11	12	12	12	12	13	12	8	11	9	7	6	6	6	6	6	6	152	152	304
Menasa	11	11	11	11	12	12	12	12	13	12	8	11	9	7	6	6	6	6	6	6	152	152	304
Menasa	11	11	11	11	12	12	12	12	13	12	8	11	9	7	6	6	6	6	6	6	152	152	304
Menasa	11	11	11	11	12	12	12	12	13	12	8	11	9	7	6	6	6	6	6	6	152	152	304
Menasa	11	11	11	11	12	12	12	12	13	12	8	11	9	7	6	6	6	6	6	6	152	152	304
Menasa	11	11	11	11	12	12	12	12	13	12	8	11	9	7	6	6	6	6	6	6	152	152	304
Menasa	11	11	11	11	12	12	12	12	13	12	8	11	9	7	6	6	6	6	6	6	152	152	304
Menasa	11	11	11	11	12	12	12	12	13	12	8	11	9	7	6	6	6	6	6	6	152	152	304
Menasa	11	11	11	11	12	12	12	12	13	12	8	11	9	7	6	6	6	6	6	6	152	152	304
Menasa	11	11	11	11	12	12	12	12	13	12	8	11	9	7	6	6	6	6	6	6	152	152	304
Menasa	11	11	11	11	12	12	12	12	13	12	8	11	9	7	6	6	6	6	6	6	152	152	304
Menasa	11	11	11	11	12	12	12	12	13	12	8	11	9	7	6	6</							

NATIVITY OF DECEASED PERSONS IN OHIO, FOR THE YEAR ENDING MARCH 31, 1883.

Counties.	United States.	Austria.	British America and Canada.	England and Wales.	France.	Germany.	Holland and Belgium.	Ireland.	Italy.	Russia.	Scotland.	Sweden, Norway, and Denmark.	Switzerland.	Other countries.	Unknown.	Total.
Adams.....	132			1	1	2									1	236
Allen.....	244		1	4	1	16		6					1			273
Ashland.....	178			1		7		2			5		1		8	202
Astabula.....	294		3	12		1		8		1	2	1			10	332
Athens.....	204			5		11		5								225
Auglaize.....	193			1		42									4	240
Belmont.....	512		2	6	1	8		6		1					1	537
Brown.....	314				3	4		5			1					329
Butler.....	357				3	45		20			1				26	451
Carroll.....	123			4				6			1					134
Champaign.....	247			3	2	8		13			3	4			5	285
Clarke.....	329		1	8		9		28			1					376
Clermont.....	394		1	1	1	13		9			1					420
Clinton.....	233			1		1	1	4								231
Columbiana.....	488		6	27	4	12		14			5		1		1	556
Coshocton.....	202		1	4	3	10		3					3		3	229
Crawford.....	189		1	4	2	31		3	2		2		2			237
Cuyahoga.....	1,689	46	32	91	2	230	12	146	4	5	25	3	8	11	39	2,343
Darke.....	304					16		1							13	334
Defiance.....	160		1			15	2	3				1	1			183
Delaware.....	193		1	2		5		5			1				16	222
Erie.....	195			11	2	68	1	13			2			1	1	295
Fairfield.....	247					19		2					1		11	280
Fayette.....	136					2		1						1	1	141
Franklin.....	607		2	25	2	57		20				1			3	717
Fulton.....	124			2	1	1		1					3			132

NATIVITY OF DECEASED PERSONS IN OHIO, ETC.—Concluded.

Counties.	United States.	Austria.	British America and Canada.	England and Wales.	France.	Germany.	Holland and Belgium.	Ireland.	Italy.	Russia.	Scotland.	Sweden, Norway, and Denmark.	Switzerland.	Other countries.	Unknown.	Total.
Portage	192		1	7	2	9		7			1			2	29	250
Preble	229					7		3								239
Putnam	154				1	21		1								177
Richland	265		1	9	2	18		7				1			9	312
Ross	386					22		5			1					414
Sandusky	184	1		5		23		6			1					220
Scioto	292			3	1	17		2			1					317
Seneca	221		1	3	3	28	3	8								266
Shelby	187				1	9		4	1			2				204
Stark	404			10	16	42		6	1		3	1	4		8	496
Summit	292		1	13	9	8	1	10			2	1	1		3	341
Trumbull	260		10	19	1	14	2	14	1		4	4	1		9	339
Tuscarawas	258			2	1	18		2					7			288
Union	215		1	3		4		1			1					225
Van Wert	281			4		7		1					1	5		299
Vinton	163				1			1								165
Warren	279			1		1		3						18		307
Washington	289			7	1	27		16					1	5	25	375
Wayne	256		1	3	6	10		3			9		4			284
Williams	176			2	3	6		2			1					189
Wood	178		1	3	2	26		3						2	13	228
Wyandot	125					6										131
Totals	24,654	63	110	579	118	1,845	32	961	16	16	115	23	87	57	695	29,368

Attalla	2409	1	5	3	4	1	4	278
Chavala	1380		7	5	12	1	4	151
Greene	267			5	7		7	284
Guernsey	174							182
Hamilton	1,805	4	8	336	5	4	148	2,782
Hancock	258	1		9		2	3	277
Hardin	217		3	7		1		
Harrison	154			1				251
Henry	192	1		11			2	210
Highland	317			4			4	326
Hocking	196	1	2	6	8	1	8	215
Holmes	130		2	7	2		2	163
Huron	284	2	6	28	7		7	332
Jackson	211		13	7	3		3	236
Jefferson	371		7	11	20	8	2	425
Knox	173		6	11	8		8	201
Lake	173	4	5	1	7		7	211
Lawrence	359		7	14	5		5	388
Licking	367		9	6	9		9	416
Logan	232		1	2	6		6	242
Lucas	247	3	23	23	13	2	13	314
Lorain	391	8	12	53	31	1	31	509
Madison	121	1	1		2		2	125
Mahoning	338	1	46	14	25	5	25	444
Marion	158		2	11	4		4	181
Medina	185	4	5	8	1	1	1	206
Meigs	295		7	18	4	1	4	325
Mercer	197			28	2		2	227
Miami	257		1	15	4		4	290
Monroe	185			26				221
Montgomery	435	6	4	136	1	2	4	796
Morgan	123		17	5	5	4	9	185
Morrow	160		1	3	2	1	1	168
Muskingum	354	1	8	23	18	1	1	417
Noble	170		2	4	1		1	182
Ottawa	129		2	36	3	2	3	176
Paulding	138		2				1	145
Perry	293	2	1	7	21	7	7	387
Pickaway	203		37	5	3		3	211
Pike	213			10	2		2	225

OCCUPATION OF DECEASED PERSONS AT TIME OF DEATH IN OHIO, ETC.—Continued.

Counties.	Farmers and stock-raisers.		House-keepers.		House servants.		Laborers.		Lawyers.		Machinists.		Merchants.		Miners.		Painters and paper hangers.		Plumbers.		Printers.	
	Males.	Females.	Males.	Females.	Males.	Females.	Males.	Females.	Males.	Females.	Males.	Females.	Males.	Females.	Males.	Females.	Males.	Females.	Males.	Females.	Males.	Females.
Summit.....	38			15			22				4				4							
Trumbull.....	57			69			12				1				21							
Tuscarawas.....	45			43			13				6				5							
Union.....	47			52			1		1													
van Wert.....	28			43			5															
Vinton.....	28			43			5															
Warren.....	52			88			1		1													
Washington.....	81	20		84			2			2												
Wayne.....	64			76			1		1													
Williams.....	26			24			1															
Wood.....	44			45			11				3											
Wyandot.....	28			20																		
Totals.....	3927	149	16	3747	17	20	1046	51	170	220	9	129	59	9	30							

OCCUPATION OF DECEASED PERSONS AT TIME OF DEATH, IN OHIO, ETC.—Concluded.

Counties.	Manufacturers.		Public officers.		Shoemakers.		Tailors and Seamstresses.		Teachers.		Tinnern.		Other occupations.		No occupation, including children.		Totals.		Sex unknown.	Total number of deaths.
	Males.	Females.	Males.	Females.	Males.	Females.	Males.	Females.	Males.	Females.	Males.	Females.	Males.	Females.	Males.	Females.	Males.	Females.		
Hamilton	2		1		18		6	8	1	1	1		16	1,218	1,028	1,540	1,086	156	2,762	
Hancock	3				1		4						2	74	60	152	125		277	
Hardin	1		1		2		1		1	1			1	61	90	116	113	22	251	
Harrison					2		1						1	80	24	75	84		159	
Henry					2		1						3	62	72	118	92		210	
Highland							1						5	72	156	147	177	2	396	
Hocking							1						2	64	88	115	100		215	
Holmes					1		1							25	88	78	75		153	
Huron					3		2		1	1			8	53	90	175	157		332	
Jackson					1		1						2	73	74	135	101		296	
Jefferson			1		2		2						28	96	150	226	199		425	
Knox	3				1		1						10	35	78	102	96		201	
Lake					2		1						20	122	153	210	205		388	
Lawrence	2				1		1						10	35	49	106	105		211	
Licking					2		2						20	122	153	210	205		388	
Logan					2		1						16	76	84	211	205		416	
Lorain					1		1						5	50	48	113	123		242	
Lucas	1				1		3	5		2			20	55	66	160	142	13	314	
Madison					1		4						11	55	86	292	209	8	509	
Mahoning					1		1						15	24	43	58	67		125	
Marion					1		1						7	44	80	288	206		444	
Medina					1		1						4	37	49	77	104		181	
Meigs					1		1						6	40	58	107	96		206	
Mercer					3		1						8	64	64	170	155		325	
Miami					1		1						2	75	102	118	109		227	
Montgomery					2		2						10	80	136	185	145		280	
Morrow					3		2						5	48	53	108	113		221	
Muskingum	1				13		7	13	6	5			108	144	104	552	231	8	786	
					4		1						7	26	31	78	70		135	
					4		1						2	24	24	227	188		188	
					4		1						2	72	145	227	188		417	

NUMBER OF DEATHS IN EACH MONTH IN OHIO, FOR THE YEAR ENDING MARCH 31, 1 83.

1882.

Counties.	April.		May.		June.		July.		August.		September.		October.	
	Males.	Females.	Males.	Females.	Males.	Females.	Males.	Females.	Males.	Females.	Males.	Females.	Males.	Females.
Adams.....	10	10	9	6	4	3	8	13	10	4	8	9	15	10
Allen.....	7	8	14	10	15	7	8	10	14	17	11	15	7	6
Ashland.....	8	1	13	5	12	8	7	13	9	9	15	10	3	6
Ashtabula.....	14	14	13	7	14	15	11	15	5	14	13	10	16	13
Athens.....	10	12	4	6	5	7	7	3	8	10	10	7	9	12
Auglaize.....	6	9	9	9	8	10	10	10	11	8	11	10	6	8
Belmont.....	27	10	17	16	20	11	27	20	28	10	27	21	30	17
Brown.....	12	15	10	4	10	7	12	4	11	12	11	14	10	8
Butler.....	20	23	14	9	18	16	21	15	22	19	19	16	15	17
Carroll.....	4	5	9	1	6	9	2	4	8	7	7	2	5	1
Champaign.....	8	12	11	7	10	12	13	10	15	7	12	10	14	12
Clarke.....	13	8	11	10	11	9	20	15	19	14	13	15	8	14
Clermont.....	8	17	11	14	14	15	13	13	14	14	18	22	16	15
Clinton.....	5	5	4	8	8	4	8	7	7	9	8	2	13	6
Columbiana.....	15	11	10	9	22	14	53	25	19	22	30	16	25	22
Coshocton.....	7	6	4	8	9	8	4	8	4	8	7	16	12	10
Crawford.....	17	13	9	6	10	3	6	2	11	8	10	11	12	8
Cuyahoga.....	89	84	90	69	81	78	145	115	99	100	105	81	98	77
Darke.....	19	12	12	5	5	10	12	12	22	18	14	13	16	15
Defiance.....	6	11	5	6	8	6	4	4	5	6	5	14	7	8
Delaware.....	10	8	7	6	9	5	5	7	9	12	9	10	8	11
Erie.....	12	16	15	10	10	11	7	6	14	14	15	13	13	6
Fairfield.....	7	14	10	14	12	5	11	7	17	17	10	7	9	5
Fayette.....	6	6	3	3	3	4	11	2	5	3	2	4	3	5
Franklin.....	26	21	27	18	12	11	25	25	50	31	29	34	43	20
Fulton.....	9	4	4	5	1	5	3	3	3	10	4	5	6	5

Galla.....	16	10	12	0	8	5	4	8	15	14	16	13	15	9
Geauga.....	6	6	6	9	3	8	5	3	4	6	6	6	0	7
Greene.....	10	11	0	4	3	3	0	6	8	2	8	16	8	14
Guernsey.....	9	9	7	4	5	6	6	5	7	7	7	9	8	6
Hamilton.....	153	103	149	88	146	84	176	116	177	105	85	79	119	103
Hancock.....	11	8	13	8	3	12	10	11	24	10	24	20	22	18
Hardin.....	7	6	7	7	1	7	7	8	7	11	14	9	8	7
Harrison.....	7	6	4	5	3	5	4	3	8	11	7	8	6	8
Henry.....	8	4	8	8	4	11	11	8	12	4	10	8	10	6
Highland.....	9	16	7	9	9	11	6	14	9	17	8	8	14	12
Hocking.....	4	9	8	2	6	10	10	6	10	6	9	7	7	9
Holmes.....	4	4	7	4	3	4	4	6	12	10	8	6	5	3
Huron.....	13	12	15	11	9	7	14	6	12	14	18	16	18	12
Jackson.....	12	7	11	9	7	10	13	7	8	6	9	7	10	6
Jefferson.....	7	5	15	6	16	20	16	20	16	16	20	17	16	10
Knox.....	8	5	7	9	11	4	7	10	7	7	9	8	5	7
Lake.....	20	14	7	7	7	6	8	9	8	5	6	4	7	5
Lawrence.....	11	9	12	8	12	11	10	11	24	13	22	16	16	12
Licking.....	20	21	12	10	13	11	16	13	18	18	10	21	13	13
Lorain.....	6	16	4	11	8	6	11	13	7	11	16	11	9	5
Logan.....	11	13	14	10	4	10	8	10	14	10	14	10	14	14
Lucas.....	22	13	16	14	24	14	25	17	28	21	24	20	29	13
Madison.....	3	4	5	1	5	4	9	8	4	4	7	3	4
Mahoning.....	15	12	18	14	18	11	20	18	24	18	28	16	16	16
Marion.....	3	9	15	6	8	5	3	3	5	16	4	7	6	9
Medina.....	10	5	7	6	8	4	7	6	4	8	8	7	9	9
Melgs.....	21	8	14	8	10	12	11	17	14	8	15	7	17	10
Mercer.....	9	9	9	8	5	6	3	8	12	14	14	8	4	10
Miami.....	12	8	7	7	11	13	9	13	12	10	16	14	9	11
Mionroe.....	4	10	7	12	9	8	10	11	11	8	9	7	4	7
Montgomery.....	51	21	44	18	75	42	34	23	50	20	38	17	55	13
Morgan.....	4	4	3	2	8	6	4	5	3	2	7	5	7	8
Morrow.....	4	8	0	8	9	4	4	5	5	13	6	8	5
Muskingum.....	25	16	11	6	11	11	20	10	19	11	12	21	13	10
Noble.....	8	5	7	9	8	4	5	8	4	9	9	10	8	6
Ottawa.....	8	9	2	5	2	4	6	9	10	6	10	5	8	7
Paulding.....	3	3	5	3	5	9	7	7	9	7	2	2	8
Perry.....	17	15	18	19	19	19	19	21	21	19	16	17	15	17
Pickaway.....	12	8	9	5	7	2	10	8	4	13	10	12	10	18
Pike.....	8	10	6	11	6	2	14	6	9	13	9	7	6	13

28
29
30

NUMBER OF DEATHS IN EACH MONTH IN OHIO, ETC.—Continued.

1882.

Counties.	April.		May.		June.		July.		August.		September.		October.	
	Males.	Females.	Males.	Females.	Males.	Females.	Males.	Females.	Males.	Females.	Males.	Females.	Males.	Females.
Portage	10	10	8	13	9	14	9	14	8	11	10	5	12	8
Preble	8	6	6	9	10	9	12	9	7	9	14	15	13	18
Putnam	9	5	2	2	4	7	7	6	9	9	8	7	7	6
Richland	14	7	12	7	13	7	7	5	16	10	7	10	10	11
Ross	7	15	14	10	11	10	16	20	17	15	26	13	20	22
Sandusky	11	12	8	6	6	8	6	5	10	11	10	7	9	7
Scioto	6	4	7	5	7	5	9	7	8	15	14	16	14	16
Seneca	9	7	8	10	11	10	12	7	15	14	13	11	14	13
Shelby	8	6	9	9	11	5	4	2	10	7	13	6	13	9
Stark	27	14	21	11	17	11	28	13	27	22	24	15	18	12
Summit	9	15	14	19	11	14	15	11	17	13	21	18	15	16
Trumbull	10	12	14	11	14	14	13	15	10	14	13	12	11	13
Tuscarawas	12	10	11	18	15	10	10	6	11	7	13	9	20	11
Union	6	6	5	13	5	13	7	3	11	12	14	9	11	13
Van Wert	9	12	11	12	12	12	8	13	12	16	11	14	15	9
Vinton	6	8	2	2	5	6	6	12	6	18	5	2	8	4
Warren	7	8	5	10	5	10	11	7	12	6	10	10	10	19
Washington	17	19	9	8	11	15	13	15	17	14	12	12	16	15
Wayne	11	16	18	9	9	8	9	5	9	7	10	11	15	10
Williams	9	10	5	7	7	7	7	8	9	9	8	8	4	5
Wood	9	8	11	9	8	3	4	4	10	9	9	9	14	7
Wyandot	5	2	1	3	6	3	2	6	3	7	5	4	5
Totals	1181	1031	1107	862	1080	917	1255	1044	1354	1168	1174	1105	1258	1041

NUMBER OF DEATHS IN EACH MONTH IN OHIO, ETC.—Concluded.

Counties.	1882.				1883.				Sex unknown.	Total number of deaths.		
	November.		December.		January.		February.				March.	
	Male.	Female.	Male.	Female.	Male.	Female.	Male.	Female.			Male.	Female.
Adams.....	11	18	5	5	12	10	10	5	26	17	236	
Allen.....	9	7	10	16	15	15	6	18	16	12	273	
Ashland.....	7	8	10	8	10	4	11	10	10	9	202	
Ashtabula.....	15	14	15	15	17	13	14	18	18	19	332	
Athens.....	7	4	11	9	13	11	12	7	21	20	225	
Auglaize.....	7	9	11	9	8	10	11	16	12	19	240	
Belmont.....	21	24	25	20	24	24	23	21	45	29	537	
Brown.....	14	11	16	16	21	23	15	23	33	18	329	
Butler.....	20	16	21	18	14	17	24	22	32	23	451	
Carroll.....	6	6	6	3	11	4	4	12	7	5	134	
Champaign.....	12	10	10	10	12	12	19	11	19	14	285	
Clarke.....	19	9	11	10	21	13	25	24	35	30	376	
Clermont.....	26	18	22	13	16	22	21	22	26	30	420	
Columbiana.....	9	8	13	8	14	13	16	13	22	24	231	
Columbiana.....	25	23	25	22	24	18	28	23	46	29	556	
Coshocton.....	9	13	14	14	13	12	12	12	12	10	259	
Crawford.....	10	4	11	8	14	7	13	17	19	8	237	
Cuyahoga.....	113	85	131	102	119	82	126	72	114	88	2,343	
Darke.....	14	11	16	13	9	15	15	12	22	22	334	
DeLancey.....	9	7	6	12	3	6	10	11	15	13	183	
Delaware.....	12	4	13	8	8	15	8	15	10	13	222	
Erie.....	10	7	11	9	17	14	10	11	24	20	295	
Fairfield.....	8	12	7	14	12	19	12	13	22	16	280	
Fayette.....	6	8	8	7	8	3	15	5	9	14	141	
Franklin.....	25	28	24	34	43	32	36	35	47	41	717	

NUMBER OF DEATHS IN EACH MONTH IN OHIO, ETC.—Concluded.

Counties.	1882.						1883.						Sex unknown.	Total number of deaths.
	November.		December.		January.		February.		March.					
	Males.	Females.	Males.	Females.	Males.	Females.	Males.	Females.	Males.	Females.				
Fulton	1	7	3	7	8	6	7	6	9	10	10	132		
Gallia	11	7	9	11	11	6	17	14	14	30	23	278		
Geauga	3	4	5	10	5	12	6	4	4	3	20	151		
Greene	8	10	7	20	16	11	16	20	20	27	21	284		
Guernsey	6	8	6	7	7	11	7	9	9	8	14	182		
Hamilton	98	97	110	63	5	5	1	3	3	2	2	2,762		
Hancock	12	3	4	4	7	9	11	12	12	11	10	277		
Hardin	11	6	10	9	9	16	10	12	12	20	19	251		
Harrison	7	9	6	6	6	7	8	8	8	9	8	159		
Henry	11	6	7	4	18	8	9	14	14	10	11	210		
Highland	13	9	18	26	21	15	8	13	13	25	27	326		
Hocking	8	12	12	10	10	8	17	8	8	14	11	215		
Holmes	5	1	6	6	7	5	8	14	17	8	12	153		
Huron	6	17	11	13	20	19	25	17	14	14	13	332		
Jackson	10	9	15	8	10	9	15	8	15	15	15	236		
Jefferson	11	12	17	13	23	16	32	28	37	36	36	425		
Knox	6	11	6	9	8	7	9	12	19	10	10	201		
Lake	5	6	10	15	5	9	15	13	8	12	12	211		
Lawrence	15	14	16	13	23	19	23	27	21	25	25	388		
Licking	15	14	18	17	22	24	27	18	27	27	25	416		
Logan	11	5	7	11	5	16	15	9	14	15	15	242		
Lorain	8	10	16	12	14	14	23	14	20	20	16	314		
Lucas	19	17	21	16	32	19	28	20	25	24	24	509		
Madison	4	2	3	11	8	5	11	10	5	5	5	125		
Mahoning	15	25	19	16	22	22	23	19	23	20	19	444		

Marion	6	11	3	5	11	13	7	12	0	8	181
Medina	10	11	8	12	13	5	9	14	14	12	206
Meigs	11	17	12	15	15	23	13	9	17	22	325
Mercer	7	4	18	6	10	6	10	15	17	16	227
Miami	9	9	10	8	12	18	12	14	16	20	280
Monroe	8	8	9	11	8	11	13	7	16	13	221
Montgomery	49	19	42	15	37	21	44	17	64	27	3	786
Morgan	5	6	10	3	6	6	16	6	5	4	135
Morrow	10	2	5	5	4	7	10	10	20	5	168
Muskingum	14	16	19	17	25	17	27	13	31	32	7	417
Noble	6	4	5	12	11	10	9	4	10	10	1	182
Otawa	6	10	11	7	7	10	10	9	9	6	176
Paulding	5	8	7	8	10	4	6	6	10	11	145
Perry	14	14	14	13	14	15	12	12	14	14	387
Pickaway	10	7	7	9	10	14	4	5	11	16	211
Pike	8	11	12	9	11	8	11	11	10	14	225
Portage	9	8	9	15	10	7	19	12	18	19	250
Preble	7	4	6	9	9	13	14	16	13	14	2	239
Putnam	7	8	14	9	10	3	10	7	11	13	177
Richland	12	15	14	17	22	17	20	24	18	17	312
Ross	10	20	15	17	18	21	14	20	39	24	414
Sandusky	8	10	7	8	10	13	11	13	10	10	220
Scioto	25	11	22	10	12	18	18	31	19	20	317
Seneca	12	10	12	9	13	10	11	8	9	14	6	266
Shelby	8	5	12	6	11	5	17	9	16	8	204
Stark	13	19	20	15	17	24	30	25	42	31	495
Summit	18	12	13	12	10	13	15	14	13	13	341
Trumbull	17	12	16	13	13	16	21	18	18	20	339
Tuscarawas	7	5	16	12	10	16	13	16	22	8	288
Union	10	13	10	6	13	11	5	7	12	17	225
Van Wert	8	14	13	12	9	12	9	23	17	17	299
Vinton	4	10	5	7	5	5	10	7	12	7	3	165
Warren	10	17	15	15	15	20	21	21	17	20	11	307
Washington	16	19	15	12	23	21	12	22	22	17	4	375
Wayne	16	12	12	10	10	15	14	18	19	10	284
Williams	7	4	7	7	10	9	10	10	12	10	189
Wood	13	13	5	9	10	8	11	16	16	11	228
Wyandot	2	3	7	7	8	8	9	4	17	10	131
Totals.....	1,160	1,084	1,269	1,131	1,271	1,185	391	1,185	1,726	1,505	248	29,368



VITAL AND NOSOLOGICAL STATISTICS OF OHIO,

REPORTED BY THE

PROBATE JUDGE OF EACH COUNTY.

VITAL STATISTICS.

EXPECTATION OF LIFE AT THE FOLLOWING AGES, CALCULATED IN YEARS AND HUNDREDTHS.

BY DR. WILLIAM FARR.

Age.	Male.	Fem.	Age.	Male.	Fem.	Age.	Male.	Fem.	Age.	Male.	Fem.
0.....	39.91	41.85	25.....	36.12	37.04	50.....	19.54	20.75	75.....	6.49	6.93
1.....	46.65	47.31	26.....	35.44	36.39	51.....	18.90	30.09	76.....	6.15	6.56
2.....	48.83	49.40	27.....	34.77	35.75	52.....	18.28	19.42	77.....	5.82	6.21
3.....	49.61	50.20	28.....	34.10	35.10	53.....	17.67	18.75	78.....	5.51	5.88
4.....	49.81	50.43	29.....	33.43	34.46	54.....	17.06	18.08	79.....	5.21	5.56
5.....	49.71	50.33	30.....	32.76	33.81	55.....	16.45	17.43	80.....	4.93	5.26
6.....	49.39	50.00	31.....	32.09	33.17	56.....	15.86	16.79	81.....	4.66	4.98
7.....	48.92	49.53	32.....	31.42	32.53	57.....	15.26	16.17	82.....	4.41	4.71
8.....	48.37	48.98	33.....	30.74	31.88	58.....	14.68	15.55	83.....	4.17	4.45
9.....	47.74	48.35	34.....	30.07	31.23	59.....	14.10	14.94	84.....	3.95	4.21
10.....	47.05	47.67	35.....	29.40	30.59	60.....	13.53	14.34	85.....	3.73	3.98
11.....	46.31	46.95	36.....	28.73	29.94	61.....	12.96	13.75	86.....	3.53	3.76
12.....	45.54	46.20	37.....	28.06	29.29	62.....	12.41	13.17	87.....	3.34	3.56
13.....	44.76	45.44	38.....	27.39	28.64	63.....	11.87	12.60	88.....	3.16	3.36
14.....	43.97	44.68	39.....	26.72	27.99	64.....	11.34	12.05	89.....	3.00	3.18
15.....	43.18	43.90	40.....	26.06	27.34	65.....	10.82	11.51	90.....	2.84	3.01
16.....	42.40	43.14	41.....	25.39	26.69	66.....	10.32	10.98	91.....	2.69	2.85
17.....	41.64	42.40	42.....	24.73	26.03	67.....	9.83	10.47	92.....	2.55	2.70
18.....	40.90	41.67	43.....	24.07	25.38	68.....	9.36	9.97	93.....	2.41	2.55
19.....	40.17	40.97	44.....	23.41	24.72	69.....	8.90	9.48	94.....	2.29	2.42
20.....	39.48	40.29	45.....	22.76	24.06	70.....	8.45	9.02	95.....	2.17	2.29
21.....	38.80	39.63	46.....	22.11	23.40	71.....	8.03	8.57	96.....	2.06	2.17
22.....	38.13	38.98	47.....	21.46	22.74	72.....	7.62	8.13	97.....	1.95	2.06
23.....	37.46	38.33	48.....	20.82	22.08	73.....	7.22	7.71	98.....	1.85	1.96
24.....	36.79	37.68	49.....	20.17	21.42	74.....	6.85	7.31	99.....	1.76	1.86
									100.....	1.68	1.76

NOMENCLATURE AND CLASSIFICATION OF DISEASES.

NOSOLOGICAL ARRANGEMENT, EXHIBITING THE NUMBER OF DEATHS AND THE CAUSES OF DEATH IN EACH COUNTY IN OHIO, FOR THE YEAR ENDING MARCH 31, 1883.

CLASSES.

- | | |
|---|--|
| <p>I. ZYMOTIC DISEASES:—<i>Zymotici</i>.
(Leaven.)
Diseases that are either epidemic, endemic, or contagious; induced by some specific body, or by the want or bad quality of food.</p> <p>II. CONSTITUTIONAL DISEASES:—<i>Cachectici</i>. (Bad habit of body.)
Sporadic diseases; affecting several organs in which new morbid products are often deposited; sometimes hereditary.</p> <p>III. LOCAL DISEASES:—<i>Monorganici</i>.
(Alone, without others; organ.)
Sporadic diseases, in which the functions of particular organs or systems are disturbed or obliterated, with or without inflammation; sometimes hereditary.</p> | <p>VI. DEVELOPMENTAL DISEASES:—<i>Metamorphici</i>. (Change of form.)
Special diseases, the incidental result of the formative, reproductive, and nutritive processes.</p> <p>V. VIOLENT DISEASES OR DEATHS:—<i>Thanatici</i>. (Violent deaths.)
Diseases which are the evident and direct results of physical or chemical forces, acting either by the will of the sufferer, or other persons, or accidentally.</p> |
|---|--|

ORDERS.

I.—ZYMOTIC DISEASES.

- | | |
|--|--|
| <p>1. Miasmatic Diseases.</p> <p>2. Euthetic Diseases.</p> | <p>3. Dietic Diseases.</p> <p>4. Parasitic Diseases.</p> |
|--|--|

II.—CONSTITUTIONAL DISEASES.

- | | |
|-------------------------------|--------------------------------|
| <p>1. Diathetic Diseases.</p> | <p>2. Tubercular Diseases.</p> |
|-------------------------------|--------------------------------|

III.—LOCAL DISEASES.

- | | |
|--|--|
| <p>1. Diseases of the Nervous System.</p> <p>2. Diseases of Organs of Circulation.</p> <p>3. Diseases of Respiratory Organs.</p> <p>4. Diseases of Digestive Organs.</p> | <p>5. Diseases of Urinary Organs.</p> <p>6. Diseases of Generative Organs.</p> <p>7. Diseases of Organs of Locomotion.</p> <p>8. Diseases of Integumentary System.</p> |
|--|--|

 NOMENCLATURE AND CLASSIFICATION OF DISEASES—Continued.

ORDERS—Concluded.

IV.—DEVELOPMENTAL DISEASES.

- | | |
|--|--|
| 1. Developmental Diseases of Children. | 3. Developmental Diseases of Old People. |
| 2. Developmental Diseases of Adults. | 4. Diseases of Nutrition. |

V.—VIOLENT DEATHS.

- | | |
|----------------------------|--|
| 1. Accident or Negligence. | 4. Suicide. |
| 2. Battle. | 5. Execution. |
| 3. Homicide. | 6. Violent Deaths, not included above. |

 DISEASES.

CLASS I.—ZYMOTIC DISEASES.

I.—1. *Miasmatic, Infectious, Contagious, and Epidemic.*

- | | |
|---|---|
| 1. Variola (Small-pox). | 16. Febris Remittens (Remittent or Biliious Fever). |
| 2. Varioloidis (Varioloid). | 17. Febris Icterodes (Yellow Fever.) |
| 3. Morbilli (Measles). | 18. Febris Cerebro-spinalis (Cerebro-spinal Fever). |
| 4. Miliasis (Miliary Fever). | 19. Erysipelas (Erysipelas). |
| 5. Scarlatina (Scarlet Fever). | 20. Metria (Child-bed Fever). |
| 6. Tonsillitis (Quinsy). | 21. Anthrax (Carbuncle). |
| 7. Pharyngitis (Sore Throat). | 22. Furmiculus (Boil). |
| 8. Diphtheria (Putrid Sore Throat). | 23. Influenza (Epidemic Catarrh). |
| 9. Parotitis (Mumps). | 24. Dysenteria (Dysentery Flux). |
| 10. Cynanche Trachealis (Croup). | 25. Diarrhœa (Diarrhœa). |
| 11. Pertussis (Whooping Cough). | 26. Cholera Biliosa (Cholera Morbus). |
| 12. Febris Typhoidis (Typhoid Fever). | 27. Cholera Asiatica (Asiatic Cholera). |
| 13. Febris Recurrens (Relapsing Fever). | |
| 14. Febris Typhus (Typhus Fever). | |
| 15. Febris Intermittens (Intermittent Fever, Ague, and Chills.) | |

I.—2. *Enthetic.*

- | | |
|---|---|
| 1. Pyemia (Blood Poisoning). | 6. Equinia (Glanders). |
| 2. Septicæmia (Septic Poisoning). | 7. Rabies Canina (Hydrophobia). |
| 3. Syphilis (Syphilis). | 8. Pustula Maligna (Malignant Pustule). |
| 4. Gonorrhœa (Gonorrhœa). | |
| 5. Strictura Urethæ (Stricture of the Urethra). | |

I.—3. *Dietic.*

- | | |
|--|---|
| 1. Scorbutus et Purpura (Sea and Land Scurvy). | 3. Ebriositas (Intemperance, Alcoholism). |
| 2. Rachitis (Rickets). | 4. Privatio (Privation, Starvation.) |

I.—4. *Parasitic.*

- | | |
|-------------------------------------|----------------------------|
| 1. Alpthæ (Thrush, Canker). | 3. Vermes (Worm Diseases). |
| 2. Trichina Spiralis (Trichinosis). | |

NOMENCLATURE AND CLASSIFICATION OF DISEASES—Continued.

CLASS II.—CONSTITUTIONAL DISEASES.

II.—1. *Diathetic.*

- | | |
|--------------------------------------|---------------------------------------|
| 1. Podagra (Gout). | 6. Diabetes (Diabetes). |
| 2. Rheumatismus (Rheumatism). | 7. Asthma (Asthma). |
| 3. Anemia (Anemia). | 8. Cancer (Cancer). |
| 4. Leukæmia (White Blood). | 9. Melanosis (Melanosis). |
| 5. Lymphadenoma (Hodgkins' Disease). | 10. Noma (Canker). |
| | 11. Gangrena Senilis (Mortification). |

II.—2. *Tubercular.*

- | | |
|--|--|
| 1. Scrofula (Scrofula). | 5. Meningitis Tuberculosa (Tubercular Meningitis). |
| 2. Tuberculosis Mesenterica (Consumption of Bowels). | 6. Hydrocephalus (Dropsey of the Brain). |
| 3. Phthisis Pulmonalis (Consumption). | |
| 4. Peritonitis Tuberculosa (Tubercular Peritonitis). | |

CLASS III.—LOCAL DISEASES.

III.—1. *Nervous System.*

- | | |
|---|-------------------------------|
| 1. Meningitis (Inflammation of the Membranes of the Brain). | 5. Paralysis (Palsy). |
| 2. Encephalitis (Inflammation of the Brain). | 6. Chorea (St. Vitus' Dance). |
| 3. Myelitis (Inflammation of the Spinal Cord). | 7. Insanitas (Insanity). |
| 4. Apoplexia (Apoplexy). | 8. Epilepsia (Epilepsy). |
| | 9. Tetanus (Lock-jaw). |
| | 10. Convulsio (Convulsions). |

III.—2. *Organs of Circulation.*

- | | |
|--|--|
| 1. Carditis (Inflammation of the Heart). | 7. Degeneratio Cordis (Fatty Degeneration of the Heart). |
| 2. Pericarditis (Inflammation of the Pericardium). | 8. Aneurisma Cordis (Aneurism of the Heart). |
| 3. Endocarditis (Inflammation of the Endocardium). | 9. Aneurisma (Aneurism). |
| 4. Morbus Valvulorum (Disease of the Valves of the Heart). | 10. Angina Pectoris (Breast-pang). |
| 5. Hypertrophia Cordis (Enlargement of the Heart). | 11. Arteritis (Inflammation of Arteries). |
| 6. Atrophia Cordis (Atrophy, or Wasting of the Heart). | 12. Atheroma Arteriarum (Atheroma of Arteries). |
| | 13. Phlebitis (Inflammation of Veins). |
| | 14. Hæmatophilla (Hæmorrhagic Diathesis). |

III.—3. *Respiratory Organs.*

- | | |
|---|---|
| 1. Epistaxis (Bleeding at the Nose). | 6. Pleuritis (Pleurisy). |
| 2. Laryngitis (Inflammation of the Larynx). | 7. Hydrothorax (Dropsey of the Chest). |
| 3. Tracheitis (Inflammation of the Trachea). | 8. Empyema (Pus in the Chest). |
| 4. Oedema Glottidis (Dropsey of the Glottis). | 9. Pneumothorax (Air in the Chest). |
| 5. Bronchitis (Bronchitis). | 10. Apoplexia Pulmonalis (Congestion of the Lungs). |
| | 11. Pneumonia (Pneumonia). |

NOMENCLATURE AND CLASSIFICATION OF DISEASES—Continued.

CLASS III.—LOCAL DISEASES—Concluded.

III.—4. *Digestive Organs.*

- | | |
|---|---|
| 1. Glossitis (Inflammation of the Tongue). | 9. Obstipatio (Constipation). |
| 2. Stomatitis (Inflammation of the Mouth). | 10. Intus-susceptio (Invagination of the bowels). |
| 3. Pharyngitis (Sore Throat). | 11. Hernia (Rupture). |
| 4. Oesophagitis (Inflammation of the Gullet). | 12. Hæmatemesis (Vomiting of Blood). |
| 5. Gastritis (Inflammation of the Stomach). | 13. Melæna (Purging Blood). |
| 6. Enteritis (Inflammation of the Bowels). | 14. Splenitis (Inflammation of the Spleen). |
| 7. Peritonitis (Abdominal Inflammation). | 15. Hepatitis (Inflammation of the Liver). |
| 8. Ileus (Iliac Passion). | 16. Icterus (Jaundice). |
| | 17. Chololithus (Gall-stones). |
| | 18. Cirrhosis (Drunkard's Liver). |
| | 19. Ascites (Abdominal Dropsy). |

III.—5. *Urinary Organs.**

- | | |
|---|--|
| 1. Nephritis (Inflammation of the Kidney). | 6. Diabetes (Diabetes). |
| 2. Ischuria (Suppression of Urine). | 7. Calculus Vesicæ (Gravel). |
| 3. Ischuria Vera (Retention of Urine). | 8. Hæmaturi (Bloody Urine). |
| 4. Diuresis (Excessive Secretion of Urine). | 9. Cystitis (Inflammation of the Bladder). |
| 5. Nepria—Morbus Brightii (Bright's Disease.) | 10. Morbus Prostaticus (Disease of the Prostrate Gland). |

III.—6. *Generative Organs.*

- | | |
|--|-------------------------------------|
| 1. Hysteritis—Metritis (Inflammation of the Womb). | 3. Tumor Ovarii (Ovarian Tumor). |
| 2. Hydrops Ovarii (Ovarian Dropsy). | 4. Tumor Uteri (Uterine Tumor). |
| | 5. Polypus Uteri (Uterine Polypus). |

III.—7. *Organs of Locomotion.*

- | | |
|--|--|
| 1. Arthritis (Inflammation of the Joints). | 6. Endostitis (Inflammation of the Marrow of Bones). |
| 2. Synovitis (Synovitis). | 7. Necrosis (Death of Bones). |
| 3. Hydrarthrus (Dropsy of a Joint). | 8. Atrophia Musculorum (Atrophy, or Wasting of the Muscles). |
| 4. Ostitis (Inflammation of Bones). | |
| 5. Periostitis (Inflammation of the Periostium). | |

III.—8. *Integumentary System.*

- | | |
|---------------------------|-------------------------|
| 1. Pemphigus (Pemphigus). | 3. Abscessus (Abscess). |
| 2. Rupia (Rupia). | |

CLASS IV.—DEVELOPMENTAL DISEASES.

IV.—1. *Developmental Diseases—Adults (Women).*

- | | |
|---|----------------------------------|
| 1. Chlorosis (Green Sickness). | 3. Paramenia (Leucorrhœa.) |
| 2. Partus Abortus (Abortion, Miscarriage, Child-birth). | 4. Climacteria (Change of Life). |

 NOMENCLATURE AND CLASSIFICATION OF DISEASES—Concluded.

DEVELOPMENTAL DISEASES—Concluded.

IV.—2. *Developmental Diseases of Old People.*

1. Senectus (Old Age).

IV.—3. *Developmental Diseases of Children.*

- | | |
|---|--|
| 1. Natus Mortuus (Still-born).
2. Prematuræ Natus (Premature birth).
3. Alilectasis Pulmona (Unexpanded lung).
4. Cyanosis (Blue Disease). | 5. Spina Bifida (Spina Bifida).
6. Anus Imperforatus (Imperforate Anus).
7. Dentitis (Teething). |
|---|--|

IV.—4. *Developmental Diseases of Nutrition.*

- | | |
|---|---|
| 1. Atrophia (Wasting).
2. Asthenia (Weakness). | 3. Hypertrophia (Overgrowth).
4. Degeneratio (Degeneration). |
|---|---|

CLASS V.—VIOLENT DEATHS.

V.—1. *Accident or Negligence.*

- | | |
|--|---|
| 1. Burns, Scald.
2. Explosion.
3. Freezing.
4. Lightning-stroke.
5. Sun-stroke.
6. Drowning.
7. Hanging. | 8. Suffocation.
9. Fractures or Contusions.
10. Shot-wound.
11. Cut or Stab-wounds.
12. Snake-bite.
13. Poison.
14. Starvation. |
|--|---|

- V.—2. *Battle.*
 V.—3. *Homicide.*
 V.—4. *Suicide.*
 V.—5. *Execution.*

- V.—6. *Violent deaths, not included above.*
 V.—7. *Sudden deaths and cause unknown, not reported elsewhere.*

NOSOLOGICAL ARRANGEMENT, SHOWING THE NUMBER AND CAUSES OF DEATHS, IN OHIO, ETC.—Continued.

Class. I.—Zymotic Diseases.

Order 1.—Miasmatic, infectious, contagious, and epidemic.

Counties.	9. Parotitis, (mumps.)		10. Diphtheria, (roup.)		11. Pertussis, (whooping cough.)		12. Febrile typhoid fever.		13. Recurrent fever.		14. Febrile typhus, (typhus fever.)		15. Intermittent fever, (intermittent fever, ague and chills.)		16. Recurrent fever, (remittent or bilious fever.)		
	M.	F.	M.	F.	M.	F.	M.	F.	M.	F.	M.	F.	M.	F.	M.	F.	
Morgan.....																	
Morrow.....			2	1		1	3	2	2	4		1					2
Muskingum.....			4	2	6	4	11	4			1		1	3		1	2
Noble.....				1			1	8									2
Ottawa.....							8	6									4
Paulding.....			1	1			6	3			1						2
Perry.....	3	4	7	3	3	7	2	2	1	4			1	4		2	1
Pickaway.....			5	4			2	3									
Pike.....			3	4	1	1	4	5			1		2	1	2		
Portage.....			3	2		1	2	2					2	1			
Preble.....			5	4	1	3	9	7	2				1	1			2
Putnam.....			1	1			3	1					1	1			1
Richland.....			2	2	1	1	2	4					2	1		1	2
Ross.....			5	5	3	7	12	5				1	2	1			2
Sandusky.....						1	5	9					1	1			1
Scioto.....					5	1	6	6			1		1	1			4
Seneca.....			5	6	5	8	6	2			1		1	1			1

Crawford	1	2	1	7	9	1	1	1	1	3	18	1	1	2	75	69
Cayahoga	1	1	2	7	9	1	1	1	1	25	18	1	15	13	6	3
Darke	1	1	1	2	3	1	1	1	1	3	11	1	1	1	3	10
Defiance	2	1	1	2	2	1	1	1	1	1	1	1	1	1	1	1
Delaware	2	1	1	2	2	1	1	1	1	2	3	1	1	1	2	4
Erie	2	1	1	2	2	1	1	1	1	3	3	1	1	1	2	2
Fairfield	1	1	1	3	3	1	1	1	1	4	1	1	1	1	2	2
Fayette	1	1	1	3	2	1	1	1	1	1	1	1	1	1	12	15
Franklin	1	1	1	9	6	8	3	3	3	7	3	1	1	1	1	1
Fulton	1	1	1	7	6	2	1	1	1	4	5	1	1	1	4	4
Gallia	4	1	1	7	6	2	1	1	1	1	1	1	1	1	1	1
Geauga	4	1	1	7	6	2	1	1	1	1	1	1	1	1	1	1
Greene	1	1	1	5	6	1	1	1	1	1	1	1	1	1	1	7
Guernsey	1	1	1	5	6	1	1	1	1	1	1	1	1	1	1	4
Hamilton	111	56	1	7	7	1	1	1	1	50	41	1	1	1	41	22
Hancock	1	1	1	7	7	1	1	1	1	1	1	1	1	1	7	10
Hardin	1	1	1	1	1	1	1	1	1	4	1	1	1	1	7	10
Harrison	1	1	1	1	1	1	1	1	1	1	1	1	1	1	5	5
Henry	1	1	1	1	1	1	1	1	1	7	6	1	1	1	1	1
Highland	1	1	1	6	17	1	1	1	1	15	8	1	1	1	1	1
Hocking	1	1	1	3	3	1	1	1	1	2	1	1	1	1	1	1
Holmes	1	1	1	1	2	1	1	1	1	2	1	1	1	1	1	1
Holmes	1	1	1	1	2	1	1	1	1	1	1	1	1	1	1	1
Huron	1	1	1	1	1	1	1	1	1	1	1	1	1	1	1	1
Jackson	1	1	1	6	9	1	1	1	1	3	6	1	1	1	4	7
Jefferson	1	1	1	11	11	1	1	1	1	3	6	1	1	1	4	7
Knox	3	1	1	1	1	1	1	1	1	1	1	1	1	1	4	7
Lake	1	1	1	2	3	1	1	1	1	2	1	1	1	1	4	3
Lawrence	1	1	1	2	3	1	1	1	1	1	1	1	1	1	4	3
Licking	2	2	1	4	2	1	1	1	1	9	7	1	1	1	6	1
Logan	1	1	1	4	2	1	1	1	1	1	2	1	1	1	4	6
Lorain	1	1	1	1	1	1	1	1	1	1	2	1	1	1	10	4
Lucas	1	1	1	1	1	1	1	1	1	6	9	1	1	1	16	10
Madison	1	1	1	1	2	1	1	1	1	12	12	1	1	1	13	12
Mahoning	2	1	1	3	1	1	1	1	1	2	2	1	1	1	6	1
Marion	1	1	1	1	1	1	1	1	1	2	1	1	1	1	7	6
Medina	1	1	1	1	4	3	1	1	1	1	1	1	1	1	8	6
Meigs	2	1	1	1	4	3	1	1	1	1	1	1	1	1	1	1
Mercer	1	1	1	5	10	3	1	1	1	1	1	1	1	1	1	2
Miami	1	1	1	2	1	1	1	1	1	4	4	1	1	1	1	2
Monroe	1	1	1	2	1	1	1	1	1	4	3	1	1	1	3	6

NOSOLOGICAL ARRANGEMENT, SHOWING THE NUMBER AND CAUSES OF DEATHS, ETC. Continued.

Class I.—Zymotic diseases.

Order I.—Miasmatic, infectious, contagious, and epidemic.

Counties.	17. Febris icterodes (yellow fever.)		18. Febris cerebro-spinalis (cerebro-spinal fever.)		19. Erysipelas (erysipelas.)		20. Metria (child-bed fever.)		21. Anthrax (carbuncle.)		22. Furunculus (boil.)		23. Influenza epidemica (epidemic tartar.)	
	M.	F.	M.	F.	M.	F.	M.	F.	M.	F.	M.	F.	M.	F.
Adams.....														
Allen.....					2								1	2
Ashland.....													1	1
Ashabula.....			2	1									1	1
Athens.....			4	6	1									
Anglaize.....			2	1										
Belmont.....			1			1							2	
Brown.....			1	1	2	1								
Butler.....														
Carroll.....													1	
Champaign.....														
Clarke.....			2	1				2						
Clermont.....			4	2										
Clinton.....			1	1	1			2					1	2
Columbiana.....								1					1	2
Coshocton.....			2	1	2			1					1	1
Crawford.....								1						1

Seneca	1	1	1	1	1	1	3	6	6	3	19	9	36	35	490	5
Shelby	4	1	1	2	2	2	2	2	2	1	3	1	1	1	4	3
Stark	4	2	1	4	4	4	1	5	5	3	1	1	1	1	5	8
Summit	1	1	1	1	1	1	2	3	3	2	1	1	1	1	6	5
Trumbull	1	1	2	1	1	1	1	2	1	1	1	1	1	1	10	5
Tuscarawas	1	1	2	2	2	2	5	12	12	4	4	4	4	4	2	2
Union	1	3	3	3	3	3	5	12	12	11	11	11	11	11	4	4
Van Wert	1	1	1	1	1	1	1	1	1	2	2	1	1	1	4	2
Vinton	1	1	1	1	1	1	2	1	1	4	4	4	4	4	2	6
Warren	1	3	3	1	1	1	2	1	1	4	4	4	4	4	5	6
Washington	1	1	1	1	1	1	2	2	2	2	2	2	2	2	4	4
Wayne	1	1	1	2	2	2	2	2	2	2	1	1	1	1	11	4
Williams	1	1	1	2	2	2	2	18	18	8	8	8	8	8	4	1
Wood	1	1	1	1	1	1	1	2	6	4	4	4	4	4	2	5
Wyandot	1	1	1	1	1	1	1	2	2	2	2	2	2	2	2	2
Totals	158	94	9	4	164	170	67	72	348	293	19	9	36	35	490	490

Cuyaboga.....	2	6	48	44	11	12	38	25	3	2	6	1	10	11	16	9
Darke.....			3	6	1		8	6			1	2	2	1		2
Delance.....			8	1			7	8								3
Delaware.....			2	1	1		7	5					1	2	4	1
Erle.....			3	3	1	1	8	5								1
Fairfield.....			2	2	1	1	4	10								1
Fayette.....			3	2	1	2	6	6						2	2	1
Franklin.....			6	8	5	9	21	11								3
Fulton.....	1			1			5	1					1	1		
Galla.....			5	6	1	4	4	6								1
Geauga.....			2	1			2									
Greene.....			2	3		1	3									
Guernsey.....			4	3	1	4		3								1
Hamilton.....			15	10	4	6	38	16					3	1		2
Hancock.....			5	3			15	7					6	1		1
Hardin.....			4	1	1	1	9	6					3	1	2	1
Harrison.....			2	1	2	1	15	19						1	1	
Henry.....			4	2			2	2						2		
Highland.....			2	5	1	1	4	4					2	2		
Rocking.....		2	6	1	3		2	4						1		
Holmes.....							2	2								
Huron.....			2				8	5								
Jackson.....			4	1	1		7	3						2		
Jefferson.....			1		7	8	10	4								
Knox.....			1	3	1		3	2								
Lake.....				1			3	1								
Lawrence.....			4	4	4	4	19	15					1	2	1	1
Licking.....		1	1	5		6	4	5					1	2		1
Logan.....			1			1	2	2					4	2		
Lorain.....			7	2			2	2					1	1		
Lucas.....		1	6	3			4	8					2	1	2	
Madison.....			4	2		3	2	2					1	1		
Mahoning.....			5	2	2	3	7	4					2	1		
Marion.....			1	4	2	1	4	4								
Medina.....			2	1			2	6								
Meigs.....			3	3		1	16	9								
Mercer.....			3	2		2	2	3					1	3	1	1
Miami.....			3	4		2	4	6								
Monroe.....			1	1	3	2	2	4								
Montgomery.....			7	11	2	1	7	10				2	4	2	1	3

NOSOLOGICAL ARRANGEMENT, SHOWING THE NUMBER AND CAUSES OF DEATHS,
ETC.—Continued.

Counties.	Class I.—Zymotic diseases.									
	Order 1.—Miasmatic, infectious, contagious, and epidemic.									
	24. Dysentery (dysentery, flux).		25. Diarrhoea (diarrhoea).		26. Cholera infantum (children's cholera).		27. Cholera bili- osa (cholera morbus).		Class I.—Order 1. Total number of deaths.	
	M.	F.	M.	F.	M.	F.	M.	F.	M.	F.
Adams					2	4	1		26	28
Allen	3	3	2		6	11		1	26	43
Ashland	1	1	2		6	3			21	12
Ashtabula					4	2			31	23
Athens			10	8	9	8			39	31
Auglaize	1		1	3	3	7		1	24	34
Belmont	2		2	1	7	8	1	2	107	85
Brown	1		2		4	4			43	41
Butler					5	4			28	29
Carroll	1				3	4			11	11
Champaign	1	6	3	1	5	4	3		23	22
Clarke				1	9	9			34	29
Clermont	1				1		2		55	64
Clinton	1		2		2	3			22	21
Columbiana	1	2		2	21	11	3	2	75	53
Coshocton					3				28	31
Crawford		2			4	5			15	23
Cuyahoga	15	13	24	18	68	54	19	16	395	339
Darke	1		1		6	6	1		40	30
Defiance		1			8	5			27	43
Delaware		1			2	4			30	20
Erie	1		3		14	8		1	34	34
Fairfield		1	2		12	8			30	32
Fayette			1		1				25	22
Franklin	2	2		1	25	15	1	1	107	94
Fulton			1		1	1			15	10
Gallia	1	1	3	1	1				36	34
Geauga									7	8
Greene	1		6	1	1				24	28
Guernsey								1	12	28
Hamilton	8	5	26	16	18	7	5	4	340	216
Hancock	1	2	2		17	9			55	36
Hardin			2		7	2		1	40	26
Harrison	5	8	2	1	3	2			43	49
Henry						5			31	30
Highland		1	1		6	1			30	41
Hocking	1		2		10	2			34	21
Holmes	1			1	2	2			8	12
Huron					1	3	1	2	21	21
Jackson	2	1	1		4	2	1		37	34
Jefferson	1	1	2	1	4	1			49	38
Knox					5	1			18	12
Lake					1				11	9
Lawrence	1		3	2	10	11	1	3	54	48
Licking	3	3			7	9			43	51

Shelby	2	1	3	10	1	1	36	36	73	64	87	73
Stark	4	1	9	8	1	1	1	1	1	1	1	1
Summit	2	8	2	4	4	1	1	1	1	4	1	3
Trumbull	2	2	3	2	2	1	1	1	1	2	2	2
Tuscarawas	4	6	4	5	1	1	1	1	1	1	1	1
Union	1	1	6	8	1	1	1	1	1	1	6	8
Van Wert	2	4	11	24	1	1	1	1	1	1	6	8
Vinton	6	1	12	3	1	1	1	1	2	2	1	2
Warren	4	1	8	6	1	1	1	1	1	1	1	2
Washington	4	4	18	10	1	1	1	1	1	1	1	1
Wayne	4	4	6	3	6	4	4	4	1	1	1	1
Williams	2	1	5	5	1	1	1	1	1	1	1	1
Wood	4	4	9	4	1	1	1	1	1	1	1	1
Wyandot	3	3	2	2	1	1	1	1	1	1	1	1
Totals	195	288	109	503	26	30	36	36	73	64	87	73

NOSOLOGICAL ARRANGEMENT, SHOWING THE NUMBER AND CAUSES OF DEATHS, ETC.—Continued.

Counties.	Class I.—Zymotic diseases.									
	Order 1.—Miasmatic, infectious, contagious, and epidemic.									
	24. Dysentery (dysentery, flux).		25. Diarrhoea (diarrhoea).		26. Cholera infantum (children's cholera).		27. Cholera biliosa (cholera morbus).		Class I.—Order 1. Total number of deaths.	
	M.	F.	M.	F.	M.	F.	M.	F.	M.	F.
Logan				1			2	3	17	23
Lorain					1	2	4	3	32	19
Lucas	3	3	5	1	8	5	1	1	57	44
Madison		1			2	3		1	14	19
Mahoning	1		3	1	7	1			72	54
Marion	1	2			1	5			19	19
Medina		1			2	2	1		16	23
Meigs	5	1	2	1	2	2			44	31
Mercer			2		1	2			23	42
Miami	1		1		13	9	1	1	33	31
Monroe			2	1		1			17	19
Montgomery	6	3	12		7	6	1		66	49
Morgan	1					4			7	14
Morrow			2		1	2	1	1	12	9
Muskingum	2		2			2		1	35	25
Noble					1	1			8	17
Ottawa	1	1	6	5					29	21
Paulding			1		2	5			23	24
Perry	2	3	1	4	3	4	3	4	61	65
Pickaway		1	2		2	2			20	15
Pike	2			1	2	4	1		30	37
Portage			1		2	1	1	1	16	16
Preble					6			1	28	21
Putnam			2	2	5	2			16	17
Richland	1	1			6	7			32	31
Ross	1	1			5	3	2	2	60	59
Sandusky		1			3	5	2		27	32
Scioto	1	2	1			2	1		43	45
Seneca			1		7	7			34	26
Shelby	4		1	2	1	1			25	25
Stark	3				9	13			50	39
Summit		2	1	5	14	16	2		44	48
Trumbull	1	1			2	4		1	26	27
Tuscarawas	1				5	4	2		34	24
Union	1	1			7	3		1	24	29
Van Wert	1	1			7	4			51	75
Vinton	1				1	5			10	26
Warren			2		1	2			33	31
Washington			2	3	4	4			30	32
Wayne		1			4	4			33	22
Williams	1				4	8			37	29
Wood	1	1			7	8			41	44
Wyandot					1	3			11	19
Totals	99	82	158	80	487	426	64	56	3,444	3,166

Cuyahoga	6	0	1	0	9
Darke	1	1	2	1	0
Dedance	1	1	1	1	0
Delaware	1	1	1	1	0
Erle	1	1	1	1	0
Fairfield	1	1	1	1	0
Fayette	1	1	1	1	0
Franklin	1	1	1	1	0
Fulton	1	1	1	1	0
Galla	1	1	1	1	0
Geauga	1	1	1	1	0
Greene	1	1	1	1	0
Guernsey	1	1	1	1	0
Hamilton	1	2	1	1	0
Hancock	1	1	1	1	0
Harlin	1	1	1	1	0
Harrison	1	1	1	1	0
Henry	1	1	1	1	0
Highland	1	1	1	1	0
Hocking	1	1	1	1	0
Holmes	1	1	1	1	0
Huron	1	2	1	1	0
Jackson	1	1	1	1	0
Jefferson	1	1	1	1	0
Knox	1	1	1	1	0
Lake	1	2	1	1	0
Lawrence	1	1	1	1	0
Licking	1	1	1	1	0
Logan	1	1	1	1	0
Lorain	1	1	1	1	0
Lucas	1	1	1	1	0
Madison	1	1	1	1	0
Mahoning	4	1	1	1	0
Marion	1	1	1	1	0
Medina	1	1	1	1	0
Meigs	2	1	1	1	0
Mercer	1	1	1	1	0
Miami	1	1	1	1	0
Monroe	1	1	1	1	0
Montgomery	6	3	1	1	0

NOSOLOGICAL ARRANGEMENT, SHOWING THE NUMBER AND CAUSES OF DEATHS IN OHIO, ETC.—Continued.

Class II.—Constitutional Diseases.

Order 1.—Diathetic.

Counties.	1. Podagra, (Gout.)		2. Rheumatism, (rheumatism.)		3. Anemia, (anemia.)		4. Leukemia, (white blood.)		5. Lymphadenoma, (Hodg-kins disease.)		6. Diabetes, (diabetes.)		7. Asthma, (asthma.)		8. Cancer, (cancer.)	
	M.	F.	M.	F.	M.	F.	M.	F.	M.	F.	M.	F.	M.	F.	M.	F.
Adams.....			2	1									1		1	4
Allen.....															5	4
Ashland.....			2	3											3	4
Ashabula.....			2	1							1		1		4	6
Athens.....															1	4
Auglaize.....															2	2
Belmont.....					3	2							1		2	2
Brown.....			2	4												5
Butler.....																
Carrroll.....																
Champaign.....			2	2									1			
Clarke.....			2												3	3
Clermont.....			1	2							2		1		2	5
Clinton.....			1	2							1	2	3		3	5
Columbiana.....																
Coshocton.....															8	10
Crawford.....			4								2					

NOSOLOGICAL ARRANGEMENT, SHOWING THE NUMBER AND CAUSES OF DEATHS IN OHIO, ETC.—Continued.

Class II.—Constitutional Diseases.

Order 1.—Diathetic.

Counties.	1. Podagra, (Gout.)		2. Rheumatismus, (rheumatism.)		3. Anemia, (anemia.)		4. Leukemia, (white blood.)		5. Lymphadenoma, (Hodgkins disease.)		6. Diabetes, (diabetes.)		7. Asthma, (asthma.)		8. Cancer, (cancer.)	
	M.	F.	M.	F.	M.	F.	M.	F.	M.	F.	M.	F.	M.	F.	M.	F.
Morgan													1	1	2	4
Morrow													1	1	5	5
Muskingum			1	2									2	2	10	5
Noble			1		3	1									3	4
Ottawa															4	1
Paulding			1								1					3
Perry	2		1				1		1		2		1	1		1
Pickaway																2
Pike			1												1	2
Portage				1									1		3	1
Preble														1	4	11
Putnam			1												1	1
Richland			2								1		2	1	4	8
Ross											2		2		3	3
Sandusky			1								1				4	6
Scioto			3	1											2	2
Seneca	1	2	1	2									1		2	2

NOSOLOGICAL ARRANGEMENT, SHOWING THE NUMBER AND CAUSES OF DEATHS IN OHIO, ETC.—Continued.

Counties.	Class II.—Constitutional diseases.							
	Order 1.—Diathetic.						Class II.—Order 1.—Total number of deaths.	
	9. Melanosis (melanosis).		10. Noma (cancer.)		11. Gangrena se-milis (mortification.)			
M.	F.	M.	F.	M.	F.	M.	F.	
Logan					1		4	5
Lorain							4	11
Lucas							13	7
Madison							2	4
Mahoning						1	6	11
Marion							5	1
Medina						1	2	6
Meigs							4	4
Mercer							4	3
Miami			1				7	4
Monroe							3	3
Montgomery			2		2	1	2	12
Morgan							3	1
Morrow							6	4
Muskingum							13	9
Noble							7	5
Ottawa							4	1
Paulding							2	3
Perry		1				1	8	5
Pickaway							1	2
Pike							4	1
Portage					2		7	13
Preble							1	1
Putnam							1	1
Richland		1					9	10
Ross						1	7	4
Sandusky							6	6
Scioto							5	5
Seneca	5	5					9	7
Shelby								1
Stark							8	13
Summit							3	3
Trumbull					1	1	10	10
Tuscarawas							7	5
Union							5	6
Van Wert							1	5
Vinton							2	4
Warren							5	5
Washington						1	3	13
Wayne	1						6	3
Williams							1	3
Wood							6	7
Wyandot							4	2
Total	8	8	7	11	14	12	426	564

NOSOLOGICAL ARRANGEMENT, SHOWING THE NUMBER AND CAUSES OF DEATHS IN OHIO, ETC.—Continued.

Counties.	Class III.—Local diseases.																								
	Order 3.—Respiratory organs.																								
	1. Epistaxis (bleeding at the nose).		2. Laryngitis (inflammation of the larynx).		3. Tracheitis (inflammation of the trachea).		4. Oedema glottidis (dropsy of the glottis).		5. Bronchitis (bronchitis).		6. Pleuritis (pleurisy).		7. Hydrothorax (dropsy of the chest).		8. Empyema (pus in the chest).		9. Pneumothorax (air in the chest).		10. Apoplexia pulmonalis (congestion of the lungs).		11. Pneumonia (pneumonia).		Class III.—Order 3.—Total number of deaths.		
M.	F.	M.	F.	M.	F.	M.	F.	M.	F.	M.	F.	M.	F.	M.	F.	M.	F.	M.	F.	M.	F.	M.	F.		
Trumbull	8	4	7	8	5	2	14	11	88	84	49	27	101	89	8	4	3	10	424	353	866	682	1562	1289	
Tuscarawas																									
Union																									
Van Wert																									
Vinton																									
Warren																									
Washington																									
Wayne																									
Williams																									
Wood																									
Wyandot																									
Totals	8	4	7	8	5	2	14	11	88	84	49	27	101	89	8	4	3	10	424	353	866	682	1562	1289	

NUMERICAL ARRANGEMENT, SHOWING THE NUMBER AND CAUSES OF DEATHS IN OHIO, ETC.—Continued.

Class III.—Local Diseases.

Order 2.—Organs of Circulation.

County.	1. Pericarditis (inflammation of the heart).		2. Pericarditis (inflammation of the pericardium).		3. Endocarditis (inflammation of the endocardium).		4. Morbus valvularum (disease of the valves of the heart).		5. Hypertrophie cordis (enlargement of the heart).		6. Atrophie cordis (atrophy, or wasting of the heart).		7. Degenerative changes of the heart.		8. Aneurisma cordis (aneurism of the heart).		9. Aneurisma (aneurism).		10. Angina pectoris (breast-pain).		11. Arteritis (inflammation of arteries).		12. Atheroma of arteries.		13. Phlebitis (inflammation of veins).		14. Hemorrhagia (hemorrhagic diathesis).		(Class III.—Order 2.—Total) number deaths.	
	M.	F.	M.	F.	M.	F.	M.	F.	M.	F.	M.	F.	M.	F.	M.	F.	M.	F.	M.	F.	M.	F.	M.	F.	M.	F.	M.	F.		
Adams	3	6																										3	6	
Allen	1	1																										3	3	
Ashland	2	1																										3	3	
Ashtabula	10	12																										17	12	
Athens	10	5																										16	5	
Auglye	4	6																										4	6	
Baldwin	1	1																										1	1	
Bell	1	1																										1	1	
Brown	1	2																										1	2	
Buckeye	1	1																										1	1	
Bute	6	8																										6	8	
Carroll	1	1																										1	1	
Champaign	1	2																										1	2	
Clark	4	5																										4	5	
Clarkston	11	6																										11	6	
Clinton	1	1																										1	1	
Columbiana	1	1																										1	1	
Coshocton	1	1																										1	1	
Crawford	1	1																										1	1	
Cuyahoga	18	20																										12	4	
Darke	1	2																										1	2	
Delaware	3	2																										3	2	
Duane	1	1																										1	1	
Fairfield	1	2																										1	2	
Fayette	1	2																										1	2	

NOLOGICAL ARRANGEMENT, SHOWING THE NATURE AND CAUSE OF DEATHS IN OHIO, ETC.—(Continued).

Class III—Local Diseases.

Order 4.—Digestive Organs.


Counties.	12. Hematemesis (vomiting of blood).		13. Melena (purging blood).		14. Splentis (inflammation of the spleen).		15. Hepatitis (inflammation of the liver).		16. Icterus (jaundice).		17. Choleliths (gall-stones).		18. Cirrhosis (drunkard's liver).		19. Ascites (abdominal dropsy).		Class III.—Order 4.—Total number of deaths.		
	M.	F.	M.	F.	M.	F.	M.	F.	M.	F.	M.	F.	M.	F.	M.	F.	M.	F.	
Trumbull.....																			
Tuscarawas																			
Union																			
Van Wert																			
Vinton																			
Warren																			
Washington																			
Wayne																			
Williams																			
Wood																			
Wyandot																			
Totals	9	18	8	4	20	6	95	76	88	20	5	5	8	1	179	215	778	622	

NUMBER AND CAUSES OF INQUESTS HELD IN OHIO BY CORONERS AND JUSTICES OF THE PEACE, FOR THE YEAR ENDING JUNE 30, 1883.

Counties.	Homicide.		Suicide.		Death caused by accident.		Cause of death unknown or natural.		White.		Colored.		Native born.	Foreign born.	Nativity unknown.	Deaths superinduced by intemperance.	Total number deaths.
	M.	F.	M.	F.	M.	F.	M.	F.	M.	F.	M.	F.					
Adams	1	1	1						1				2				2
Allen	1		2		2	1		1	3	2			2	2	1	2	5
Ashland	1			1					1	2			2	1			3
Ashtabula	1	1	2		2				3	2			2		5		5
Athens			2		2	4			6				4	2			6
Auglaize			2		2				2			2	4	3	1	2	4
Belmont	1	1	1		2	1		1	4	1			4	3	1		4
Brown			1		1	3		2	5	1			5	4			5
Butler	1		1	1	1	14			16	2			13	5			9
Carrroll			2		2				2				2				2
Champaign			1	1	1				2	2			3	4			4
Clarke	1	1	4	1	13	6		4	21	4	3		18	8	5	8	31
Clermont		1				1			1	1			1		1		2
Clinton																	
Columbiana	1				5	2			6	1			4	2	3		9
Coshocton			1		1	1			3		2		3			1	3
Crawford			1		1	1			2				1	1			2
Cuyahoga	4	1	2		26	2		2	32	4			13	21	2		36

NUMBER AND CAUSES OF INQUESTS, HELD IN OHIO, BY CORONERS AND JUSTICES OF THE PEACE, FOR THE YEAR ENDING JUNE 30, 1883—Concluded.

Counties.	Homicide.		Suicide.		Death caused by accident.		Cause of death unknown or natural.		White.		Colored.		Native born.	Foreign born.	Nativity unknown.	Deaths superinduced by intemperance.	Total number deaths.
	M.	F.	M.	F.	M.	F.	M.	F.	M.	F.	M.	F.					
Morrow	1	1	1	3	2	1	1	3
Muskingum.....	1	5	1	5	4	1	15	2	10	6	1	17
Noble	1	2	1	2	2	4	4
Ottawa	1	1	1	2	1	1	1	1	2	3
Panliding
Perry	1	1	1	2	2	5	1	2	2	3	7
Pickaway
Pike	1	1	2	1	2
Portage	3	2	1	5	1	3	1	2	1	6
Preble	1	2	1	3	1	2	1	1	4
Putnam	3	2	5	2	2	1	5
Richland	1	4	7	12	10	2	2	12
Ross	3	4	7	6	1	7
Sandusky	1	1	1	1
Scioto	1	1	7	1	1	1	8	3	1	6	3	3	2	12
Seneca	1	3	3	7	4	2	1	7
Shelby	1	4	1	5	1	3	1	2	6
Stark	2	1	2	16	1	1	1	21	3	15	8	1	10	24



NOMOLOGICAL ARRANGEMENT, SHOWING THE NUMBER AND CAUSES OF DEATHS IN OHIO, ETC.—Continued.

Counties.	Class V.—Violent deaths.															
	Order 2.		Order 3.		Order 4.		Order 5.		Order 6.		Order 7.		Class V.—Total number		Sex unkn.	
	M.	F.	M.	F.	M.	F.	M.	F.	M.	F.	M.	F.	M.	F.		
Adams						1	1							2	1	
Ashland											8	10		18	11	
Ashland						2	15				15	15		18	15	
Ashland							6				6	3		6	3	
Ashland						4	24				24	33		30	34	
Ashland						4	30				30	13		36	13	
Ashland							11				11	11		11	11	
Ashland						1	73				73	60		79	81	
Ashland							10				10	8		12	8	
Ashland							32				32	18		32	18	
Ashland						1	30				30	34		36	35	
Ashland							2				2	2		4	2	
Ashland						1	16				16	17		21	14	
Ashland							21				21	17		23	20	
Ashland							3				3	22		22	22	
Ashland							16				16	7		18	8	
Ashland						3	43				43	65		94	61	
Ashland							27				27	18		27	20	
Ashland						1	1				1	1		2	1	
Ashland							4				4	9		5	5	
Ashland							9				9	16		10	16	
Ashland							1				1	15		16	16	
Ashland							2				2	9		11	11	
Ashland						2	1				2	87		40	40	
Ashland						1	1				1	5		6	5	
Ashland							1				1	1		1	1	
Ashland							6				6	6		12	6	
Ashland							3				3	3		3	3	

Counties.

Disease unknown.

FINANCES OF OHIO.

[From the Report of Hon. J. F. Oglevee, Auditor of State, 1883.]

A GENERAL STATEMENT OF THE FINANCES FOR 1883.

The balances in the Treasury to the credit of the several funds at the close of the fiscal year 1882, were as follows:

General Revenue Fund.....	\$413,356 29	
Sinking Fund.....	208,892 70	
State Common School Fund	17,927 94	
Total		\$640,176 93
The receipts into the Treasury during the year from all sources amounted to.....		5,228,413 78
Total receipts, including balances.....		\$5,868,590 71
Disbursements for same period		5,083,115 94
Leaving cash balance in the Treasury November 15, 1883.....		\$785,474 77
The above balance is to the credit of the following funds, to-wit:		
General Revenue Fund.....	\$618,876 00	
Sinking Fund.....	161,564 46	
State Common School Fund.....	5,034 31	
		785,474 77

PUBLIC DEBTS IN OHIO—STATE AND LOCAL.

THE PUBLIC FUNDED DEBT OF THE STATE.

On the 15th day of November, 1882, the public funded debt of the State was..... **\$4,901,665 00**

This sum consists of the following loans:

Loan payable after December 30, 1886, bearing 6 per cent. interest	\$2,400,000 00	
Loan payable July 1, 1883, bearing 4 per cent. interest.....	325,000 00	
" " 1, 1884, " " 	350,000 00	
" " 1, 1885, " " 	350,000 00	
" " 1, 1886, " " 	375,000 00	
" " 1, 1887, " " 	500,000 00	
" " 1, 1888, " " 	600,000 00	
Canal loan, not bearing interest.....	1,665 00	
Total funded debt.....		\$4,901,665 00

The following redemptions have been made since that date:

Loan payable July 1, 1883, bearing 4 per cent. interest.....	\$325,000 00	
Loan payable after December 30, 1886, bearing 6 per cent. interest	54,150 00	
		379,150 00

On the 15th day of November, 1883, the public funded debt of the State was..... **\$4,522,515 00**

This sum consists of the following loans:

Loan payable after December 31, 1886, bearing 6 per cent. interest	\$2,345,850 00	
Loan payable July 1, 1884, bearing 4 per cent. interest.....	350,000 00	
" " 1, 1885, " " 	350,000 00	
" " 1, 1886, " " 	375,000 00	
" " 1, 1887, " " 	500,000 00	
" " 1, 1888, " " 	600,000 00	
Canal loan, not bearing interest	1,665 00	
Total funded debt.....		\$4,522,515 00

VITAL STATISTICS—NOBILITY.

Montgomery	7	1	2	82	19	94	90	7	8	
Morgan	1	1	4	11	5	2	5	5	5	
Morrow	1	1	4	11	14	16	15	6	6	
Muskingum	1	1	11	22	17	85	21	3	3	
Noble	1	1	1	16	10	17	11	8	8	
Ottawa	1	1	1	8	12	9	12	3	1	
Paulding	1	1	1	10	13	10	13	3	3	
Perry	1	1	1	16	24	17	26	8	8	
Pickaway	1	1	1	23	27	25	28	8	8	
Pike	1	1	1	10	14	10	14	7	7	
Portage	3	3	2	15	7	20	10	8	4	
Preble	1	1	2	15	29	29	7	4	2	
Putnam	1	1	2	28	14	11	15	6	1	
Richland	2	2	10	8	14	12	2	6	1	
Ross	1	1	3	21	19	29	19	6	1	
Sandusky	2	2	8	6	8	8	8	1	1	
Seneca	1	1	3	35	25	35	25	1	1	
Shelby	1	1	4	4	8	4	8	2	2	
Stark	1	1	7	7	2	7	2	1	1	
Summit	1	1	11	9	1	20	1	1	1	
Tuscarawas	4	4	11	11	10	15	10	1	1	
Trumbull	1	1	1	8	7	1	7	1	1	
Union	1	1	3	3	9	5	10	1	1	
Van Wert	1	1	6	15	12	22	12	1	1	
Vinton	2	2	1	9	9	11	9	1	1	
Warren	1	1	1	7	10	9	13	1	1	
Washington	1	1	4	18	12	23	12	4	4	
Wayne	2	2	7	7	8	16	14	7	7	
Williams	1	1	1	13	10	14	10	1	1	
Wyandot	1	1	1	10	6	11	6	1	1	
Totals	10	6	91	1,528	1,243	1,897	1,833	50	27	186

VALUATION OF PROPERTY.

The value of all taxable real estate and personal property in Ohio, according to the consolidated tax duplicate of 1883, is as follows:

Real estate in cities, towns, and villages.....	\$424,783,399 00
Real estate not in cities, towns, and villages	706,275,351 00
Chattel property.....	542,207,121 00
Total taxable values of 1883.....	\$1,673,265,871 00
Net increase in the valuation, as compared with 1882	38,355,137 00

THE TAXES FOR 1884.

The taxes for the fiscal year 1884, levied upon the foregoing basis of \$1,673,-265,871.00, are as follows:

FOR STATE PURPOSES.

For General Revenue Fund (1 4-10 of a mill).....	\$2,339,605 23
Sinking Fund ($\frac{1}{2}$ mill)	835,574 47
Common School Fund (1 mill).....	1,672,460 29
Total for State purposes (2 9-10 mills).....	\$4,847,639 99

FOR COUNTY PURPOSES.

For county expenses.....	\$2,647,655 00
the poor.....	665,082 71
bridges	1,902,754 83
buildings	710,793 72
roads.....	988,376 65
payment of debts.....	786,726 54
Total for county purposes	\$7,701,389 45

Local taxation as follows:

For township expenses.....	\$1,075,778 31
schools and school-houses.....	7,129,809 78
city, town, and village taxes.....	7,091,839 54
other special purposes.....	1,398,312 84
Total township, city, school, and special taxes.....	\$16,695,740 47
Total county and local taxes levied in 1883	\$24,397,129 92
Total levies made in 1883, for all purposes.....	\$29,244,769 91
Per capita tax on dogs—sheep fund	207,761 00
Total levies made in 1883 (including per capita dog tax) for all purposes.....	\$29,452,530 91
Add delinquencies and forfeitures of previous years.....	2,142,271 89
Total taxes for 1883, including delinquencies, etc	\$31,594,802 80

VITAL STATISTICS—INQUESTS.

Darte.....	1	2	3	2	1	6	1	1	1	4	2	1	1	7
Dedance.....			9	1	1	13	1	1	1	10	4			14
Delaware.....		1	6	2	1	8	2	1	1	9	1			10
Erie.....	1	1	15	1	1	18	1	1	1			19	1	19
Fairfield.....	1	1	2	1	1	2	4	1	1	5	1	1	1	6
Fayette.....		1	1	1	1	2	2	1	1	3	1	1	1	4
Franklin.....	4	1	28	2	10	44	9	5	4	17	38	7	14	62
Fulton.....		2	1	1	1	3	3	1	1			3	3	3
Galla.....		1	4	4	1	7	4	2	1			14	1	14
Geauga.....														
Greene.....	1	1	5	7	2	12	1	2	1	12	4			16
Guernsey.....	1	1	1	1	1	3	3	1	1	3	1	1	1	3
Hamilton.....														
Hancock.....		2	1	1	1	2	1	1	1	1	1	1	1	3
Harlin.....		2	2	4	1	8	3	1	1	10	1	1	1	11
Harrison.....	1		2	2	1	5	1	1	1	4	1	2	1	6
Henry.....			1	2	1	2	1	1	1	3	1	1	1	3
Highland.....	2			1	1	1	1	2	2	3	1	1	1	3
Hocking.....	1					1	1	2	2	3	1	1	1	1
Holmes.....														
Huron.....		2				2				1	1	1	1	2
Jackson.....	1					1				1	1	1	1	2
Jefferson.....	2	4	30	7	2	38	9	1	1	30	9	8	1	47
Knox.....	1		3	2	4	7	3	1	1	8	3	1	1	11
Lake.....			1	1	1	2	1	1	1	1	1	1	1	2
Lawrence.....	9		1	8	1	16	2	2	2	9	9	2	2	20
Licking.....			1	1	1	2	1	1	1	2	1	1	1	3
Logan.....														
Lorain.....		1	1	1	1	3	1	1	1			3	1	3
Lucas.....		10	3	35	3	79	21	1	1	49	46	5	5	100
Madison.....	1		3	3	15	2	1	2	2			5	5	6
Mahoning.....		1	10	3	3	14	4	1	1	2	2	14	6	18
Marion.....														
Medina.....														
Meigs.....	1		1	1	1	1	1	1	1	1	1	1	1	2
Merger.....	4	2	5	6	2	4	2	1	1	6	2	1	1	6
Miami.....	1		1	1	1	12	2	1	1	12	2	1	1	16
Monroe.....	1		2	2	1	4	1	1	1	3	1	1	1	4
Montgomery.....	1	1	16	1	14	38	9	1	1	23	19	5	6	47
Morgan.....		1	1	1	1	2	2	1	1	2	1	1	1	2

SUMMARY OF THE GRAND DUPLICATE OF OHIO FOR EIGHTY-FOUR YEARS, ETC.—Continued.

Years.	Value of realty.	Value of personalty.	Total value of taxable property.	State tax.	Total.
1826.....	\$15,916,840	\$11,035,620	\$57,982,640	\$105,816	\$392,783
1827.....	47,206,386	12,375,338	59,591,722	188,830	472,094
1828.....	50,116,513	12,168,841	62,285,054	187,906	498,481
1829.....	49,511,733	16,788,170	66,299,908	174,412	441,191
1830.....	50,086,250	14,589,355	64,675,578	234,472	508,595
1831.....	50,027,110	15,793,068	66,420,776	240,991	611,651
1832.....	55,013,412	19,220,620	74,243,032	261,954	685,909
1833.....	58,280,851	19,738,675	78,019,526	247,079	780,010
1834.....	57,399,577	23,500,073	81,100,660	172,434	708,104
1835.....	75,760,797	21,188,408	96,949,205	147,854	805,050
1836.....	72,225,906	27,029,444	99,255,356	211,982	1,007,216
1837.....	76,782,176	25,890,568	101,672,742	387,264	1,265,363
1838.....	80,923,608	26,553,182	107,476,790	494,061	1,505,210
1839.....	83,080,406	28,143,791	111,224,197	553,475	1,770,161
1840.....	85,287,291	27,038,895	112,326,156	564,435	1,755,539
1841.....	100,851,897	27,501,820	128,353,657	642,153	1,890,405
1842.....	104,322,013	28,021,822	132,343,835	660,759	2,026,857
1843.....	105,499,382	28,167,312	133,663,794	934,899	2,361,842
1844.....	107,142,152	29,000,514	136,142,666	948,996	2,340,663
1845.....	108,185,744	35,974,725	144,160,469	1,006,001	2,409,171
1846.....	109,910,636	40,352,496	150,293,132	1,214,897	2,590,073
1847.....	306,798,730	83,984,430	410,783,100	1,131,398	2,847,673
1848.....	330,995,273	90,072,818	421,067,991	1,265,709	3,241,955
1849.....	335,839,311	95,000,074	430,839,385	1,296,547	3,631,878
1850.....	341,389,838	98,487,502	439,876,340	1,413,830	4,237,708
1851.....	346,341,233	115,807,387	462,148,620	1,687,392	4,957,013
1852.....	351,967,147	152,644,763	508,581,911	1,776,537	5,674,335
1853.....	363,490,901	229,905,947	593,396,848	3,026,324	8,823,805
1854.....	569,868,410	297,061,572	866,929,982	3,070,601	9,092,339
1855.....	577,858,538	283,018,815	860,877,353	2,754,907	8,954,512
1856.....	580,634,487	240,026,550	820,661,037	2,626,132	8,008,514
1857.....	585,620,682	263,793,897	849,414,579	2,609,395	8,673,296
1858.....	590,285,947	240,514,084	840,800,031	2,978,122	9,756,650
1859.....	594,114,004	251,795,947	845,909,951	2,997,918	10,068,608
1860.....	639,894,311	248,408,290	888,302,601	3,503,713	10,817,676
1861.....	634,883,552	248,966,532	892,850,084	4,056,379	11,656,814
1862.....	645,670,080	243,615,312	889,285,292	4,129,373	10,135,285
1863.....	649,500,022	286,871,222	936,371,244	4,722,006	11,856,574
1864.....	655,498,100	351,967,147	1,006,696,116	5,329,963	16,595,639
1865.....	690,557,979	409,047,876	1,099,505,855	5,663,367	20,870,823
1866.....	663,647,542	442,561,379	1,106,208,921	3,867,167	18,998,437
1867.....	673,963,757	464,762,022	1,138,754,779	3,961,099	20,253,015
1868.....	683,452,487	490,008,899	1,143,461,386	3,997,472	20,489,148
1869.....	697,018,203	459,782,252	1,157,180,455	4,045,476	22,232,877
1870.....	707,846,636	459,684,801	1,167,731,697	4,606,242	23,468,631
1871.....	1,025,619,634	476,510,937	1,502,129,971	4,350,728	22,956,398
1872.....	1,030,163,528	494,159,590	1,524,323,118	4,414,557	23,248,979
1873.....	1,041,763,931	525,510,708	1,577,274,639	5,477,850	26,131,353
1874.....	1,052,257,736	528,121,588	1,580,379,324	5,030,367	26,837,196
1875.....	1,062,915,044	535,660,818	1,598,575,862	4,948,995	27,952,971
1876.....	1,076,788,367	520,681,599	1,597,469,966	4,626,629	28,521,256
1877.....	1,084,455,378	490,180,287	1,574,645,765	4,560,379	27,514,650
1878.....	1,091,116,952	461,460,552	1,552,577,504	4,496,376	26,324,145
1879.....	1,093,768,904	442,979,885	1,536,748,289	4,450,341	25,756,665
1880.....	1,102,049,931	456,166,134	1,558,215,965	4,513,240	26,062,048
1881.....	1,101,457,383	485,750,196	1,587,207,579	4,598,067	27,606,380
1882.....	1,116,681,655	518,279,079	1,634,910,734	4,735,748	30,618,785
1883.....	1,131,058,750	542,207,121	1,673,265,871	4,847,639	31,387,041

There were re-valuations of the real property of the State for the years 1836, 1836, 1841, 1847, 1854, 1861, 1871, and 1881.

NOTE.—Prior to 1836 real estate was only brought upon the duplicate for taxation for State purposes. Funds for county purposes were derived from a poll tax, and a tax upon horses, mules, and cattle, to which was added, by legislative appropriation, a percentage from one-fifth to one-half, varying with the several years, from the taxes levied upon real estate.

Under the act of February 3, 1825, which took effect March 1, 1826, all taxable property was placed upon the grand duplicate, viz., lands and town lots, including buildings, horses, cattle, pleasure carriages over the value of one hundred dollars, and merchants' and brokers' capital, to which was added, "money loaned at interest," and "all grist, oil, and saw mills; all manufactories of iron, glass, paper, clocks, and nails; all distilleries, breweries, and tanneries; all iron, brass, and copper foundries," under the act of March 14, 1831.

Under the act of March 2, 1846, a new system of taxation was inaugurated, which, with various slight modifications, is now in force.

Summit.....	1	1	1	3	1	1	1	1	1	1	4	2	5
Trumbull.....	1	1	12	1	2	1	1	1	1	1	5	2	14
Tuscarawas.....	1	1	5	1	1	2	1	1	1	1	3	3	6
Union.....	1	1	2	1	1	1	1	1	1	1	2	2	5
Van Wert.....	1	1	5	1	1	1	1	1	1	1	2	2	6
Vinton.....	1	2	5	1	1	1	1	1	1	1	2	2	6
Warren.....	1	3	5	1	1	1	1	1	1	1	6	6	6
Washington.....	1	3	6	1	4	1	1	1	1	1	10	2	10
Wayne.....	1	2	6	1	1	1	1	1	1	1	2	2	6
Williams.....	1	2	6	1	1	1	1	1	1	1	2	1	6
Wood.....	1	1	1	1	1	1	1	1	1	1	1	1	1
Wyandot.....	1	1	2	1	2	1	1	1	1	1	1	1	4
Totals.....	63	17	67	629	135	29	15	414	244	150	88	808	

GRAND DUPLICATE OF OHIO, FOR THE YEAR 1883.

Tabular statement exhibiting the number of acres of land and the value thereof in personal property, moneys, and credits; the total of taxable property; the interest of the State debt, for the expenses of the State Government, and for total amount of all other than State taxes; and also the total amount of taxes former years, as returned by the several County Auditors. Also including

Counties.	Acres of land.	Value of lands.	Value of real estate in cities, towns, and villages.	Value of chattel property.	Total value.	State Debt or Sinking Fund, 5-10 of a mill.
Adams.....	360,061	\$3,632,300	\$415,200	\$2,103,170	\$6,151,270	\$3,075 61
Allen.....	249,144	6,416,336	2,230,195	4,969,238	13,611,429	6,808 20
Ashland.....	267,411	8,658,490	881,480	3,821,990	13,361,960	6,680 98
Ashtabula.....	440,283	9,329,334	1,880,42	6,817,498	18,027,474	9,015 10
Athens.....	313,333	4,717,783	937,05	3,558,235	9,013,723	4,004 20
Auglaize.....	247,689	4,709,180	1,265,010	2,517,990	8,582,080	4,201 35
Belmont.....	308,744	10,936,530	4,016,070	7,752,961	2,271,061	11,958 09
Brown.....	806,94	6,405,566	1,013,77	3,252,173	10,671,016	5,335 50
Butler.....	290,908	14,795,040	6,186,480	10,070,214	31,052,114	14,988 06
Carroll.....	250,742	6,553,372	438,180	3,375,220	10,366,720	5,183 36
Champaign.....	264,947	10,904,890	2,751,00	7,828,125	21,484,006	10,742 25
Clermont.....	250,689	10,548,840	9,180,80	12,133,787	31,863,307	15,931 65
Clinton.....	274,05	9,122,870	887,60	3,906,280	13,916,000	6,958 34
Colum.....	258,459	9,107,144	1,359,90	4,849,608	15,316,392	7,658 14
Columbiana.....	385,229	10,982,390	4,057,45	8,390,781	23,430,406	11,715 25
Coshocton.....	352,249	8,131,510	949,60	4,341,470	13,422,140	6,711 07
Crawford.....	250,651	8,260,000	3,316,20	6,055,980	17,632,200	8,818 12
Cuyahoga.....	260,333	11,063,455	64,894,70	28,780,373	104,724,343	52,362 26
Darke.....	377,491	12,631,650	2,400,90	7,506,790	22,538,030	11,289 42
Defiance.....	256,006	3,465,883	1,456,18	2,041,282	6,963,333	3,481 79
Delaware.....	284,441	9,543,140	2,144,20	5,674,375	17,362,135	8,681 10
Erie.....	158,336	5,475,906	3,943,00	4,465,824	14,884,740	7,192 37
Fairfield.....	314,777	10,884,330	2,090,60	6,056,790	19,031,860	9,815 94
Fayette.....	250,711	9,752,300	954,80	4,487,988	15,195,241	7,597 63
Franklin.....	327,700	16,489,390	24,074,70	16,921,681	57,485,241	28,742 69
Fulton.....	255,786	4,504,630	443,70	2,046,910	6,995,250	3,497 63
Gallia.....	287,209	3,641,420	1,379,00	2,698,056	7,719,486	3,832 63
Geauga.....	258,779	5,281,800	182,40	2,383,351	7,847,351	3,923 58
Greene.....	259,000	11,595,390	2,730,010	7,683,020	22,009,310	11,004 65
Guernsey.....	327,961	6,289,586	819,09	3,165,600	10,274,665	5,137 30
Hamilton.....	233,350	18,506,130	133,806,30	56,319,642	208,632,002	104,315 97
Hancock.....	336,455	9,434,733	1,316,50	4,235,812	14,986,795	7,493 39
Hardin.....	294,53	5,968,080	1,492,00	3,361,010	10,821,390	5,410 69
Harrison.....	256,323	7,158,100	761,30	4,856,500	12,776,230	6,388 12
Henry.....	201,94	3,406,348	726,10	1,620,233	5,752,691	2,876 33
Highland.....	348,444	8,661,890	1,709,270	5,529,362	15,900,482	7,950 28
Hocking.....	268,24	3,216,285	615,28	2,160,427	5,992,388	2,996 21
Holmes.....	205,614	5,327,810	539,90	3,252,784	9,120,084	4,560 04
Huron.....	305,444	9,912,660	2,647,010	6,228,102	18,788,672	9,394 31
Jackson.....	258,669	2,536,763	783,36	2,249,430	5,569,329	2,784 92
Jefferson.....	257,718	8,047,10	3,415,00	6,163,330	17,629,340	8,813 13
Knox.....	324,822	9,458,397	1,786,82	5,411,547	16,656,028	8,325 46
Lake.....	145,663	4,639,700	2,012,90	4,464,180	11,115,070	5,557 96
Lawrence.....	281,212	3,398,580	1,958,40	3,425,565	9,782,465	4,391 20
Licking.....	429,622	15,607,120	3,853,50	9,173,273	28,614,143	14,307 08
Logan.....	285,329	9,526,690	1,597,00	5,329,010	16,453,190	8,226 59
Lorain.....	309,555	8,534,388	3,204,46	6,937,439	18,676,223	9,338 31
Lucas.....	201,653	4,902,140	21,054,20	10,302,290	36,264,140	18,132 07
Madison.....	293,229	9,005,870	1,379,30	4,962,450	15,348,050	7,674 03
Mahoning.....	260,212	9,222,390	3,469,240	7,537,320	20,228,140	10,114 48
Marion.....	253,456	7,076,210	1,516,020	5,119,157	13,785,267	6,892,64
Medina.....	260,013	7,406,70	560,80	5,019,214	13,065,414	6,532 30
Meigs.....	262,488	3,953,861	1,799,35	2,552,285	8,306,081	4,153 08
Mercer.....	284,354	4,569,070	600,90	2,284,340	7,394,000	3,697 30

FINANCES OF OHIO.

40 8 8

GRAND DUPLICATE OF OHIO FOR THE YEAR 1883—Continued.

Counties.	Acres.	Value of lands.	Value of real estate in cities, towns, and villages.	Value of chattel property.	Total value.	State Debt or Sinking Fund, 6-10 of a mill.
Miami.....	251,759	\$11,423,380	\$4,337,390	\$8,184,766	\$23,945,536	\$11,672 78
Monroe.....	283,755	3,501,300	331,230	1,852,584	5,685,114	2,342 44
Montgomery.....	284,688	16,402,390	16,413,390	16,687,300	49,503,030	24,751 51
Morgan.....	260,339	4,632,904	529,096	2,996,114	8,098,714	4,449 96
Morrow.....	254,498	7,951,425	869,076	4,065,060	12,916,481	6,58 26
Muskingum.....	419,039	13,188,380	5,487,080	8,769,784	27,445,434	13,722 72
Noble.....	253,742	4,476,240	199,700	1,953,023	6,628,762	3,314 40
Ottawa.....	160,764	3,382,390	476,000	2,824,028	6,683,808	3,41 91
Paulding.....	254,798	1,841,370	264,312	1,303,330	3,409,212	1,704 61
Perry.....	257,009	5,272,343	1,185,003	3,254,364	9,712,110	4,56 04
Pickaway.....	314,556	12,551,760	1,053,080	5,807,254	20,012,574	10,008 28
Pike.....	274,517	3,009,459	531,677	2,062,333	5,603,639	2,01 78
Portage.....	315,484	8,892,700	998,000	7,068,340	16,960,140	8,080 07
Preble.....	267,986	10,733,310	1,485,220	5,810,158	18,028,688	9,014 85
Putnam.....	302,102	4,353,390	669,707	2,423,217	7,443,314	3,721 63
Richland.....	308,011	10,348,320	4,155,330	8,006,230	22,510,330	11,25 19
Ross.....	431,378	11,108,370	3,550,000	7,935,141	22,594,711	11,297 86
Sandusky.....	253,547	8,756,370	2,172,225	4,615,470	15,545,265	7,72 62
Scioto.....	370,082	4,127,350	2,550,220	4,293,338	10,971,408	5,085 70
Seneca.....	340,314	12,098,035	3,762,000	5,939,369	21,800,404	10,00 19
Shelby.....	254,580	6,797,330	1,401,611	3,890,050	12,089,611	6,044 87
Stark.....	359,290	16,994,350	6,824,170	12,697,140	36,515,860	18,257 93
Summit.....	290,101	9,539,480	6,184,740	8,203,560	23,927,780	11,03 88
Trumbull.....	390,476	9,909,130	1,887,000	6,656,110	19,452,240	9,727 50
Tuscarawas.....	355,929	9,823,757	2,130,351	5,231,095	17,185,703	8,094 81
Union.....	271,309	7,149,404	960,360	3,275,718	11,386,370	5,398 15
Van Wert.....	257,406	3,270,160	1,079,380	3,123,490	7,473,390	3,736 65
Vinton.....	258,675	2,196,985	269,124	1,572,445	4,038,254	2,019 18
Warren.....	252,124	10,501,611	2,110,325	7,155,443	19,767,679	9,383 84
Washington.....	391,968	6,446,300	2,284,140	4,197,399	12,928,239	6,464 12
Wayne.....	344,612	13,150,720	2,695,880	8,837,136	24,683,736	12,441 91
Williams.....	265,016	4,877,490	890,026	2,914,368	8,682,884	4,341 48
Wood.....	390,611	8,044,740	1,306,000	3,998,960	13,350,700	6,074 85
Wyandot.....	254,905	6,169,320	1,244,750	4,455,070	11,869,740	5,084 86
Totals.....	26,713,421	\$706,275,851	\$424,783,399	\$542,207,121	\$1,673,285,871	\$835,574 47

COMPARATIVE STATEMENT OF THE STATE AND LOCAL DEBTS, FROM 1876 TO 1883, INCLUSIVE.

Class of Debts.	1876.	1877.	1878.	1879.	1880.	1881.	1882.	1883.
Funded State debt (loans).....	\$6,484,506 30	\$6,479,505 30	\$6,476,905 30	\$6,476,905 30	\$6,476,905 30	\$5,201,665 00	\$1,901,665 00	\$4,522,515 00
Irreducible State debt (trust funds).....	4,207,716 90	4,231,404 58	4,290,993 78	4,290,718 52	4,333,005 00	4,362,227 22	4,363,014 71	4,635,899 61
<i>Local Debts.</i>								
Debts of counties.....	\$2,984,000 43	\$2,909,462 27	\$3,169,517 42	\$2,572,834 49	\$2,853,356 99	\$3,222,693 78	\$3,060,297 64	\$4,381,690 21
Debts of cities, first and second class.....	*90,510,503 66	*33,762,186 07	35,799,351 70	36,036,069 77	35,993,566 22	*47,909,348 90	33,949,598 43	35,231,302 88
Debts of incorporated villages.....	1,074,069 05	979,351 15	917,417 64	969,151 85	964,593 56	1,055,817 96	1,311,330 83	1,478,528 56
Debts of townships.....	228,724 83	248,392 58	160,955 72	161,321 10	300,301 14	457,407 00	606,715 24	645,751 21
Debts of separate (special) school districts.....	1,314,581 57	1,469,237 08	1,158,098 14	1,451,197 32	1,185,907 77	1,468,842 61	1,339,414 58	1,650,394 64
Total local debts.....	\$36,059,978 56	\$39,328,589 10	\$41,205,940 02	\$41,490,574 53	\$41,297,745 68	\$44,114,100 75	\$45,768,551 22	\$48,398,086 50

Net decrease in above local debts..... \$2,378,255 72

This decrease is as follows:

Decrease in cities..... 3,618,290 55

Increase in counties..... \$721,382 57

“ villages..... 167,196 23

“ townships..... 40,035 97

“ school districts..... 311,420 06

Leaving net decrease as above..... 1,240,034 83

..... \$2,378,255 72

* Increase of debts of cities in 1876, 1877, 1878, and 1881—principally in Cincinnati.

SUMMARY OF THE GRAND DUPLICATES OF OHIO FOR SEVEN YEARS, BEGINNING WITH 1877 AND ENDING WITH 1883, GIVING THE VALUATIONS FOR EACH YEAR, AND THE AGGREGATE TAXES FOR EACH SPECIFIC OBJECT, WHETHER FOR STATE, COUNTY, OR LOCAL PURPOSES.

	1877.	1878.	1879.	1880.	1881.	1882.	1883.
Number of acres of land.....	25,426,707	25,201,743	25,376,284	25,382,785	25,540,498	25,547,981	25,713,421
VALUATIONS.							
Value of lands.....	\$705,468,958	\$709,225,985	\$716,111,437	\$705,821,074	\$699,385,679	\$702,681,679	\$706,276,261
Value of real estate in cities and towns.....	378,334,425	381,492,987	377,657,467	386,228,557	412,081,704	418,996,976	424,788,869
Value of chattel property.....	490,190,387	461,460,552	442,979,885	456,166,134	485,750,196	516,229,079	542,207,121
Total taxable valuation.....	\$1,574,045,765	\$1,552,177,504	\$1,536,748,789	\$1,558,215,965	\$1,597,207,579	\$1,634,910,734	\$1,673,265,971
STATE TAXES—RATE.							
For Sinking Fund.....	2.9 Mills.	2.9 Mills.	2.9 Mills.	2.9 Mills.	2.9 Mills.	2.9 Mills.	2.9 Mills.
For General Revenue Fund.....	\$745,977 64	\$774,939 51	\$768,969 35	\$777,868 48	\$792,543 08	\$816,259 70	\$836,574 47
For Asylum Fund.....	628,762 26	618,972 43	2,147,567 81	2,177,916 41	2,219,120 52	2,265,587 47	2,309,005 23
For State Common School Fund.....	1,571,866 45	1,549,840 10	1,535,744 50	1,567,460 84	1,590,398 09	1,633,911 00	1,672,400 29
Total State taxes.....	\$4,560,379 03	\$4,498,376 01	\$4,450,341 66	\$4,513,240 73	\$4,599,057 59	\$4,785,748 17	\$4,847,639 99
COUNTY TAXES.							
For county expenses.....	\$2,150,154 98	\$2,141,177 76	\$2,187,011 91	\$2,478,705 48	\$2,509,995 07	\$2,584,913 74	\$2,647,655 00
For poor purposes.....	427,429 75	745,294 24	730,776 26	715,259 43	716,989 71	762,189 87	865,082 71
For bridges purposes.....	1,654,171 97	1,416,812 22	1,291,408 84	1,623,084 07	1,411,198 67	1,270,440 26	1,202,754 53
For building purposes.....	1,138,031 98	1,588,354 08	1,642,510 22	983,848 41	722,733 19	737,489 84	710,738 72
For road purposes.....	1,130,217 27	1,091,699 80	1,054,146 82	963,467 85	940,319 14	1,038,383 64	938,575 62
For payment of debts.....	319,447 01	427,314 81	318,565 99	774,318 71	473,671 71	668,409 95	768,726 54
Total county taxes.....	\$6,199,753 80	\$6,423,628 69	\$6,154,388 26	\$6,789,704 96	\$6,774,799 49	\$7,384,776 64	\$7,701,399 45
TOWNSHIP, SCHOOL, SPECIAL, CITY AND TOWN TAXES.							
For township expenses.....	\$968,717 65	\$855,550 26	\$920,519 26	\$950,077 80	\$965,535 61	\$1,006,093 37	\$1,075,778 31
For school and school-house purposes.....	5,796,543 47	5,546,656 52	5,418,104 26	5,983,310 80	6,247,749 16	6,643,699 69	7,129,816 78
For sheep fund—dog tax.....	7,915,262 45	7,301,827 34	7,387,436 57	253,975 07	234,410 00	281,638 31	307,761 00
For city, town and village purposes.....	1,574,205 19	1,004,006 53	1,298,913 43	7,673,902 30	6,451,987 54	7,091,889 51	7,091,889 51
For other special purposes.....	\$16,454,317 76	\$15,298,440 65	\$15,151,925 59	\$15,980,107 21	\$15,010,613 42	\$16,789,093 15	\$16,908,401 44
Total township, special and city taxes.....	\$22,954,271 16	\$21,828,089 29	\$21,306,328 95	\$22,749,816 19	\$21,815,412 91	\$24,123,870 02	\$24,804,890 92
Total county and local taxes.....	\$27,314,650 79	\$26,324,445 30	\$25,756,665 61	\$27,263,066 92	\$26,179,000 50	\$28,627,844 68	\$29,544,769 91
Total taxes for all purposes.....	\$2,011,066 74	\$2,245,820 56	\$2,304,596 55	\$2,492,902 35	\$1,427,319 79	\$1,646,517 00	\$1,947,993 69
Delinquencies and forfeitures.....	\$29,265,47 53	\$24,589,765 66	\$28,061,282 16	\$29,345,669 27	\$27,000,390 29	\$30,850,419 22	\$31,594,802 80

A consolidated abstract of the aggregate net amount of Debts of all Counties, Townships, Cities, and Incorporated Villages, and Separate School districts in the State, as reported in pursuance of Sections 162 and 1049, Revised Statutes, for the year 1883, and as compared with the Aggregate Debts of 1882.

Counties.	Debts of counties.	Debts of townships.	Debts of cities and villages.	Debts of separate school districts.	Total, 1883.	Total, 1882.
Adams	\$6,898 78	\$27 24	\$4,400 00	\$1,200 00	\$12,526 02	\$26,703 11
Allen	75,000 00	12,500 00	182,741 22	2,860 11	213,091 33	231,453 95
Ashland	41,800 00				41,800 00	3,920 00
Ashtabula		2,050 00	6,200 00	900 00	9,150 00	13,027 00
Athens	14,000 00	-1,421 00	14,000 00	151 00	30,472 00	44,018 50
Auglaize	258,000 00	2,000 00	21,000 00	20,000 00	299,000 00	222,000 00
Belmont		1,208 00	188,106 00	58,964 00	198,438 00	173,911 00
Brown		970 33	46,529 33	11,054 95	58,554 61	50,418 36
Butler	64,500 00	1,700 00	218,000 00		284,200 00	173,350 99
Carroll		1,080 00			1,080 00	
Champaign	149,258 00		35,373 58	48,180 00	233,311 58	196,796 90
Clarke	208,768 37		435,675 00	34,448 71	678,892 08	672,191 32
Clermont	15,000 00	2,100 00	2,325 49	3,134 00	22,559 49	10,224 95
Clinton	75,000 00				75,000 00	60,000 00
Columbiana		2,350 00	104,454 00	60,700 00	167,504 00	163,722 00
Coshocton			500 00	4,000 00	4,500 00	5,000 00
Crawford			107,397 15		107,397 15	188,115 42
Cuyahoga	48,000 00	9,400 00	3,265,499 80	17,104 93	3,299,604 73	4,259,309 07
Darke	48,000 00	13,965 67	24,857 00	57,400 00	139,222 67	73,771 45
DeFrance	28,000 00	43,623 71	11,000 00	9,329 40	91,953 11	94,509 56
Delaware	8,500 00	672 25	90,000 00	1,050 00	100,222 25	91,541 75
Eric	83,000 00		463,580 54	17,439 50	564,000 04	523,782 56
Fairfield	7,000 00		47,200 00	16,148 85	70,348 85	67,378 48
Fayette	110,309 42		24,244 68		134,654 10	9,817 12
Franklin		750 00	1,914,159 62	12,000 00	1,926,909 62	1,606,753 33
Fulton	308 49		11,093 79	6,804 00	18,206 28	24,798 00
Gallia			144,544 10		144,544 10	168,128 35
Geauga		14,320 00	14,000 00		28,320 00	22,601 40
Greene	2,917 87	1,225 00	81,391 60	41,744 58	127,309 05	125,371 34
Guernsey		11,462 19	25,700 00		37,162 19	21,420 00
Hamilton	72,363 68	12,500 00	21,908,972 56	50,932 98	21,444,769 22	522,924 91
Hancock	18,000 00	22,000 00	36,162 88	13,000 00	89,162 88	69,873 14
Hardin	157,500 00	4,218 98	51,931 91	20,000 00	233,648 89	242,739 00
Harrison		700 00	5,542 31		6,242 31	99,114 63
Henry	200,000 00	9,100 00	22,100 00	17,200 00	248,400 00	248,151 47
Highland	54,704 65	604 83	40,201 12	7,500 00	103,829 60	42,358 89
Hocking			7,000 00		7,000 00	18,700 00
Homes	12,000 00		1,000 00		13,000 00	2,587 95
Huron	22,000 00	5,154 43	54,014 14	64,300 00	145,468 57	29,000 00
Jackson				16,000 00	16,000 00	
Jefferson			80,954 01	14,900 00	95,754 01	78,583 06
Knox		7,808 91	75,665 00		83,473 91	51,928 85
Lake				500 00	500 00	4,370 00
Lawrence	66,944 44	8,000 00	242,492 88		317,437 32	303,449 35
Licking	50,000 00	6,901 00	53,203 00	8,500 00	118,604 00	177,214 68
Logan	275,791 18	1,883 59	38,049 82	22,488 50	338,213 17	363,748 33
Lorain	56,900 00	10,000 00	2,500 00	43,200 00	112,000 00	86,100 00
Lucas	162,781 72	4,218 20	2,926,576 31	307,000 00	3,400,554 23	3,544,982 48
Madison	35,900 00		10,300 00		45,900 00	
Mahoning		6,975 00	448,805 00	2,500 00	458,280 00	450,510 82
Marion	194,720 00	765 12	15,000 00	7,479 00	217,964 12	152,359 84
Medina			18,195 40		18,195 40	12,186 03
Melms	6,000 00	550 00	163,000 00	6,597 00	176,147 00	159,607 32
Mercer	21,000 00		40,000 00	15,050 00	76,050 00	72,550 00
Miami	95,100 00	2,882 00	360,120 04	20,420 57	478,522 61	388,147 50
Monroe	4,182 97	729 13	1,192 03	5,408 94	11,511 07	8,709 45
Montgomery	154,901 36	1,000 00	1,163,997 01	2,673 25	1,322,571 62	1,347,285 05
Morgan	22,500 00			4,500 00	27,000 00	85,797 00
Morrow			22,400 00	14,050 00	36,450 00	85,384 69
Muskingum	41,788 08	1,576 08	480,502 00	49,811 95	573,176 11	597,009 42
Noble	18,000 00			9,225 00	27,225 00	11,062 55
Ottawa	7,000 00	1,400 00	10,066 00	6,000 00	24,466 00	22,134 98
Paulding	86,000 00	8,164 64	6,000 00	11,214 11	111,378 75	79,007 77
Perry		1,900 00	3,100 00		5,000 00	8,932 62
Pickaway	70,800 00	1,800 00	14,500 00	20,150 00	107,050 00	56,425 00
Pike	71,500 00		9,006 00		80,506 00	69,473 98
Portage	10,000 00	7,990 70		84,242 76	102,233 46	45,649 29

GRAND DUPLICATE OF OHIO, FOR THE YEAR 1883.

the several counties; and the value of real property in cities and towns; the value of amount of tax levied by the General Assembly for payment of the principal and the support of the State Common Schools; the total amount of the State taxes; the levied for all purposes, and the total amount of delinquent taxes and forfeitures of per capita tax on dogs.

State tax for 1883.				Total amount of all other than State taxes.	Delinquent taxes on real estate and forfeitures.	Delinquent taxes of former years on personal property.	Total taxes for all purposes, including delinquencies and forfeitures, except per capita tax on dogs.	Dog tax (at \$1.00 each)
General Revenue Fund, 1 and 4-10 of a mill.	State (Common School) Fund, 1 mill.	Total State tax, 2 and 9-10 mill.	Total State tax.					
38,411	36,151	\$17,838	\$103,823	\$7,045	32,754	\$131,409	\$1,000	
19,068	18,616	39,487	274,282	15,208	4,400	323,896	2,945	
1,706	18,361	39,748	124,583	4,835		169,218	2,192	
2,201	18,029	52,245	214,086	9,400	2,274	275,041	2,000	
2,211	2,008	24,224	160,758	7,179	3,419	192,643	1,070	
12,015	2,582	24,889	126,082	6,398	2,358	151,673	2,441	
81,462	27,119	65,876	253,877	190,747	5,084	328,432	3,022	
14,483	10,671	80,945	190,747	411,481	12,027	520,021	2,313	
41,685	31,091	87,065	411,481	20,874	20,874	520,021	3,002	
14,513	10,896	87,065	70,420	1,128	8,622	102,284	1,072	
30,078	21,484	92,305	219,561	2,758	8,702	228,263	2,054	
41,448	31,463	92,305	404,471	3,985	17,060	517,431	2,734	
19,483	13,616	40,458	185,674	30,781	6,618	252,433	2,018	
21,482	15,314	44,417	182,544	6,625	8,150	236,537	2,082	
32,802	24,480	67,048	358,489	4,165	2,788	318,821	3,356	
18,799	13,121	59,924	161,288	1,982	1,128	246,311	2,005	
24,684	17,832	51,133	198,180	5,177	7,240	250,731	2,647	
146,614	104,724	305,701	2,712,841	87,490		3,104,062	4,255	
81,554	22,538	65,362	257,425	5,172		332,640	4,003	
9,769	6,983	20,194	170,844	23,662	2,920	217,624	1,995	
24,707	17,362	50,590	195,451	10,785	4,487	201,083	2,198	
20,196	14,384	41,715	285,400	3,872	1,000	327,272	1,499	
27,384	19,631	66,832	252,725	8,579	2,544	285,151	3,494	
21,271	15,185	44,066	194,171	8,458	4,511	251,136	1,980	
60,479	57,445	108,707	768,712	47,429	24,827	1,007,877	4,315	
9,794	6,985	24,286	106,211	36,273	628	163,386	1,771	
10,731	7,685	22,230	131,473	1,730	984	158,768	2,405	
10,946	7,847	22,717	70,810	4,478	447	80,883	1,180	
14,344	10,274	29,798	141,496	4,852	4,852	178,458	1,000	
22,001	20,631	65,032	3,339,670	49,554	162,369	4,166,827	5,584	
14,386	14,386	43,461	20,039	3,886		247,406	3,053	
15,146	12,716	37,051	124,335	24,215	6,794	162,157	1,660	
8,058	5,752	16,662	169,680	711	546	200,743	1,461	
22,294	15,840	40,111	197,088	67,128	4,923	209,743	2,408	
8,780	5,992	17,378	90,731	13,565	25,199	115,001	1,791	
12,708	9,120	26,148	102,656	4,549	3,382	132,616	2,290	
25,804	19,788	46,487	254,781	710	8,411	328,615	2,694	
7,379	5,589	16,152	98,782	4,346		122,579	1,673	
24,473	17,628	51,116	207,128	7,271	3,268	228,446	2,010	
28,636	16,686	42,354	183,184	3,865	2,643	229,079	2,546	
15,262	11,115	28,228	99,204	1,082	580	133,084	778	
47,656	8,782	25,468	88,456	18,875	10,575	221,780	2,662	
25,084	28,614	82,981	222,961	5,371	4,984	415,579	4,044	
25,084	16,453	47,714	223,168	7,517	8,963	292,363	2,328	
60,789	38,674	54,019	243,497	1,150	763	309,573	2,430	
21,677	15,314	105,161	767,412	67,467	48,588	1,618,683	2,927	
19,230	20,228	58,973	161,018	8,132	1,743	210,444	1,500	
19,230	18,785	39,973	307,777	9,188	8,456	304,041	3,302	
11,621	18,806	37,880	116,477	4,483	3,167	229,546	2,171	
10,362	7,894	21,444	143,732	107		154,875	1,915	
			118,730	3,467		171,878	1,794	
						144,601	2,491	

NUMBER OF PLACES TAXED, TAXES ASSESSED, AMOUNT COLLECTED

Counties.	Number of places at \$200.00 each.	Number of places at \$100.00 each.	Total number of places.	Total taxes assessed.	Penalties assessed.	Total taxes and penalties assessed.	Taxes remaining unpaid.	Amount of taxes collected.
Adams	15		15	\$2,589 52		\$2,589 52		\$2,589 52
Allen	68	15	83	14,970 62		14,970 62		14,970 62
Ashland	35	10	45	7,788 48	\$40 00	7,828 48	\$240 00	7,588 48
Ashtabula	68	13	81	14,672 83		14,672 83	600 00	14,072 83
Athens	43	3	46	8,660 86		8,660 86		8,660 86
Auglaize	74	18	92	16,347 68	500 00	16,847 68		16,847 68
Belmont	104	20	104	21,830 49	84 45	21,924 94	596 68	21,328 26
Brown	51	5	56	10,600 00	320 00	10,920 00	1,843 70	9,076 30
Butler	145	29	174	31,333 32		31,333 32		31,333 32
Carroll	11	2	13	2,400 00	40 00	2,440 00	240 00	2,200 00
Chaumpaign	37	4	41	7,712 50	40 00	7,752 50	373 33	7,379 17
Clarke	124	41	165	27,909 84	320 00	28,229 84	1,732 88	26,496 96
Clermont	35	4	39	7,139 96		7,139 96		7,139 96
Clinton	83		83	6,500 00	80 00	6,580 00	240 00	6,340 00
Columbiana	92	20	112	20,165 00		20,165 00		20,165 00
Coshocton	26	7	33	5,094 14	20 00	5,114 14	120 00	5,594 14
Crawford	95	6	101	19,495 86		19,495 86	1,200 00	18,295 86
Cuyahoga	960	517	1,477	240,750 23		240,750 23	17,916 70	222,833 53
Darke	59	10	69	12,662 30	40 00	12,702 30	240 00	12,462 30
Defiance	39	18	57	9,439 02		9,439 02		9,439 02
Delaware	35	2	37	7,496 12	320 00	7,756 12	480 00	7,276 12
Erle	114	106	220	33,023 34		33,023 34		33,023 34
Fairfield	45	21	66	11,024 99		11,024 99		11,024 99
Fayette	24	2	26	4,883 33		4,883 33		4,883 33
Franklin	288	89	387	67,254 02	220 00	67,474 02	1,320 00	66,154 02
Fulton	24	8	32	5,528 61		5,528 61		5,528 61
Gallia	33	9	42	7,394 43	180 00	7,574 43	1,641 10	5,933 33
Geauga	6	3	9	1,437 50		1,437 50	62 50	1,375 00
Greene	46	6	52	9,377 38	200 00	9,577 38	280 00	9,297 38
Guernsey	22	2	24	4,443 47		4,443 47		4,443 47
Hamilton	1,879	500	2,379	418,510 06		418,510 06	2,145 04	416,365 02
Hancock	35	4	39	7,350 95	40 00	7,390 95	240 00	7,150 95
Hardin	46	6	52	9,733 33	60 00	9,793 33	260 00	9,533 33
Harrison	5		5	1,000 00		1,000 00		1,000 00
Henry	43	14	57	9,858 00	40 00	9,898 00	240 00	9,658 00
Highland	33	3	36	6,840 00	40 00	6,880 00	240 00	6,640 00
Hocking	27	5	32	5,841 95		5,841 95		5,841 95
Holmes	19	11	30	4,900 00		4,900 00		4,900 00
Huron	68	23	91	15,737 00		15,737 00		15,737 00
Jackson	34	8	37	6,971 39		6,971 39		6,971 39
Jefferson	78	27	105	18,488 81	720 40	19,209 21	1,860 00	17,349 21
Knox	36	7	43	7,830 56		7,830 56		7,830 56
Lake	22	4	26	4,652 23		4,652 23		4,652 23
Lawrence	59	12	71	12,856 54		12,856 54		12,856 54
Licking	53	23	76	12,835 17	80 00	12,915 17	490 00	12,425 17
Logan	28	2	30	5,900 00	100 00	6,000 00	617 68	5,382 32
Lorain	62	12	74	13,471 14		13,471 14		13,471 14
Lucas	378	139	517	88,673 00	20 00	88,693 00	4,650 00	84,043 00
Madison	38	5	43	8,063 34		8,063 34	400 00	7,663 34
Mahoning	149	80	229	36,233 50	1,573 33	37,806 83	2,880 00	34,926 83
Marion	49	2	51	9,966 67		9,966 67	500 00	9,466 67
Medina	16	6	22	3,725 01		3,725 01		3,725 01
Meigs	34	12	46	7,812 22	173 33	7,985 55	271 90	7,713 65
Mercer	59	6	65	12,324 00		12,324 00	200 00	12,124 00
Miami	60	21	81	13,982 05	120 40	14,052 05	880 00	13,672 05
Monroe	21	4	25	4,508 06	40 00	4,548 06		4,548 06
Montgomery	315	89	404	71,059 08	140 00	71,199 08	1,000 00	70,199 08
Morgan	6		6	1,200 00		1,200 00		1,200 00
Morrow	13	2	15	2,900 00		2,900 00		2,900 00
Muskingum	81	27	108	18,353 85	510 00	18,863 85	850 00	18,513 85
Noble	10		10	1,903 98		1,903 98		1,903 98

GRAND DUPLICATE OF OHIO FOR THE YEAR 1888—Continued.

State tax for 1888.			Total amount of all, other than State taxes.	Delinquent taxes on real estate and forfeitures.	Delinquent taxes of former years on personal property.	Total taxes for all purposes, including delinquencies and forfeitures, except per capita tax on dogs.	Dog tax (at \$1.00 each).
General Revenue Fund, 1 and 4-10 of a mill.	State Common School Fund, 1 mill.	Total State tax, 2 and 4-10 millia.					
323,523 74	223,945 58	589,142 08	314,759 52	95,934 74	37,043 53	308,179 82	33,180
7,954 90	5,684 88	16,496 22	81,242 28	2,250 15	2,067 23	102,045 86	2,089
69,304 22	49,503 02	143,556 76	784,915 63	12,572 89	7,449 41	947,156 89	4,410
11,338 20	8,098 71	23,496 27	108,508 06	811 24	1,715 31	134,078 87	1,651
18,083 05	12,916 47	37,457 78	121,578 64	2,171 75	1,294 94	162,473 15	1,679
38,422 00	27,445 44	79,591 76	297,514 40	8,057 99	2,635 22	332,799 47	3,363
9,290 26	6,628 77	19,223 48	99,415 52	1,112 87	470 94	120,222 70	1,265
9,357 34	6,883 79	19,393 04	106,219 66	10,578 51	2,313 27	136,494 48	1,587
4,772 90	3,409 21	9,896 72	126,562 44	66,980 37	4,925 00	208,354 58	1,591
13,596 89	9,712 10	28,165 03	130,603 61	2,995 19	1,846 08	163,579 91	2,292
24,017 57	20,012 59	54,036 44	195,286 94	2,888 79	1,864 17	234,067 25	2,816
7,845 12	5,803 02	16,250 52	85,902 44	5,825 34	4,580 76	112,476 06	3,757
23,714 19	18,900 14	49,184 40	161,128 48	928 41	4,008 98	215,340 25	2,376
25,249 19	18,028 71	62,282 25	187,181 63	1,370 61	639 12	241,860 61	2,904
10,430 59	7,443 81	21,565 53	198,934 98	33,380 90	1,769 12	231,980 53	2,437
31,510 53	22,510 39	65,290 10	391,791 78	6,898 59	5,157 63	398,684 10	2,901
31,652 59	22,594 71	65,324 66	280,798 17	6,106 64	5,233 79	337,633 26	3,019
21,763 38	15,545 28	45,081 28	244,757 26	7,419 51	2,388 74	262,567 79	2,123
15,359 97	10,971 41	31,817 08	233,080 25	21,087 61	254,167 86	1,752
30,529 57	21,900 41	63,221 17	249,677 92	5,018 61	1,401 91	310,119 61	2,198
16,925 45	12,089 64	35,056 96	170,540 88	4,285 54	2,625 41	212,217 79	2,456
27,236 71	36,515 86	105,885 90	424,605 56	14,417 80	12,082 00	500,614 45	4,504
83,498 85	23,927 78	69,330 51	338,156 05	3,868 42	2,512 30	411,671 18	2,239
19,452 20	18,452 79	56,417 01	226,942 62	3,053 58	1,775 51	238,884 72	2,975
24,344 06	17,388 62	50,426 99	223,922 74	3,470 71	2,435 65	260,566 09	2,469
15,940 63	11,396 88	33,920 46	266,928 69	13,259 57	2,978 99	316,187 71	1,900
10,492 62	7,473 83	21,672 60	138,211 77	63,623 62	5,001 03	229,399 02	2,259
5,653 56	4,038 25	11,710 93	66,796 04	5,914 35	1,630 66	88,419 66	1,503
27,674 76	19,767 68	57,326 28	208,286 95	1,700 83	1,771 78	269,654 84	2,326
18,089 53	12,928 24	37,491 89	203,975 61	2,456 88	1,466 66	215,844 04	2,938
34,557 21	24,643 73	71,562 81	329,318 12	2,149 72	2,336 54	365,877 22	3,418
12,156 08	8,682 91	25,189 45	124,471 52	2,065 71	817 96	152,355 64	1,856
18,696 51	13,349 70	34,714 13	284,374 24	45,580 03	8,073 08	337,041 48	2,896
16,617 62	11,869 74	34,422 22	156,836 60	2,869 84	1,691 64	195,912 30	1,977
32,339,695 23	31,672,460 29	64,847,639 99	324,397,129 92	31,647,338 89	3,694,336 00	331,257,041 80	3,207,781

STATEMENT SHOWING THE NUMBER OF PLACES TAXED, TAXES ASSESSED, AMOUNT

Counties.	Number of places at \$200.00 each.	Number of places at \$100.00 each.	Total number of places.	Total taxes assessed.	Penalties assessed.	Total taxes and penalties assessed.	Taxes remaining unpaid.	Amount of taxes collected.
Ottawa	67	22	89	\$15,314 66	\$15,314 66	\$757 00	\$14,557 66
Paulding	27	8	35	6,150 00	\$80 00	6,230 00	480 00	5,750 00
Perry	77	15	92	16,688 56	16,688 56	1,800 00	15,888 56
Pickaway	56	5	61	11,543 20	89 80	11,633 00	286 83	11,346 17
Pike	21	2	23	4,400 00	160 00	4,560 00	490 00	4,070 00
Portage	40	16	56	9,353 13	9,353 13	9,353 13
Preble	22	1	23	4,462 50	4,462 50	4,462 50
Putnam	41	13	54	9,483 37	9,483 37	9,483 37
Richland	53	24	77	12,828 84	100 00	12,928 84	600 00	12,328 84
Ross	96	20	116	20,736 01	20,736 01	195 37	20,540 64
Sandusky	67	18	85	14,992 73	14,992 73	1,200 00	13,792 73
Scioto	63	20	83	14,144 85	14,144 85	14,144 85
Seneca	85	29	114	19,827 01	160 00	19,987 01	960 00	18,827 01
Shelby	52	8	60	10,979 03	10,979 03	10,979 03
Stark	160	117	277	43,627 52	43,627 52	2,075 00	41,552 52
Summit	126	66	192	31,233 46	156 66	31,390 12	820 00	30,570 12
Trumbull	90	48	138	21,009 67	21,009 67	40 00	20,969 67
Tuscarawas	70	25	95	16,020 39	16,020 39	700 00	15,320 39
Union	19	1	20	3,900 00	3,900 00	3,900 00
Van Wert	24	7	31	5,448 33	40 00	5,488 33	240 00	5,208 33
Vinton	14	14	2,900 00	120 00	3,020 00	240 00	2,680 00
Warren	39	6	45	8,241 16	220 00	8,461 16	240 00	8,221 16
Washington	46	6	52	9,741 00	9,741 00	9,741 00
Wayne	65	28	93	15,490 50	120 00	15,610 50	720 00	14,890 50
Williams	23	18	41	6,300 01	6,300 01	200 00	6,100 01
Wood	52	15	67	11,821 00	400 00	12,221 00	710 00	11,511 00
Wyandot	40	2	42	8,183 00	100 00	8,283 00	600 00	7,683 00
Totals	8,042	2,589	10,631	\$1,838,699 08	\$7,817 97	\$1,846,517 05	\$59,397 71	\$1,787,119 34

CONSOLIDATED ABSTRACT OF AGGREGATE AMOUNT OF DEBTS, ETC.—Continued.

Counties.	Debts of counties.	Debts of townships.	Debts of cities and villages.	Debts of separate school districts.	Total, 1888.	Total, 1889.
Preble	\$1,500 00	\$2,250 00	\$24,000 00	\$27,750 00	\$9,277 78
Putnam	54,000 00	277,500 00	16,300 00	\$47,800 00	\$73,850 00
Richland	66,400 00	400 00	\$140,900 00	\$307,700 00	\$34,000 00
Ross	8,000 00	1,461 50	22,218 27	46,660 04
Sandusky	47,905 00	229,800 00	12,751 77	\$97,005 00	\$26,927 00
Scioto	206,000 00	1,523 00	257,000 00	\$4,900 00	502,43 08	\$12,549 50
Seneca	51,000 00	27,000 00	\$1,858 00	48,221 00	\$18,080 00	\$34,701 85
Shelby	165,900 00	12,300 00	36,300 00	3,000 00	\$217,500 00	\$22,400 00
Stark	23,200 00	2,870 00	\$94,286 00	94,219 00	424,655 00	\$50,307 28
Summit	12,000 00	4,035 00	183,788 21	72,700 00	278,423 21	\$27,948 00
Trumbull	525 00	26,895 71	26,920 71	2,300 00
Tuscarawas	56,000 00	1,523 00	61,216 30	33,333 00	153,549 30	\$9,574 88
Union	272,000 00	12,080 00	13,000 00	297,080 00	\$28,160 00
Van Wert	52,541 79	50,000 00	2,280 00	9,000 00	113,821 79	112,497 77
Vinton
Warren	38,000 00	850 00	6,405 56	43,455 56	\$3,867 89
Washington	15,000 00	12,412 71	129,482 68	3,242 18	170,067 52	172,765 71
Wayne	87,828 43	65,104 70	6,673 91	111,607 04	150,911 14
Williams	17,280 00	6,884 01	24,164 01	13,305 85
Wood	85,000 00	13,285 20	33,000 00	131,285 20	\$9,089 08
Wyandot	3,000 00	1,038 21	4,638 21	2,651 27
Totals	\$4,831,680 21	\$645,751 21	\$36,709,829 44	\$1,650,834 64	\$43,288,095 50	\$45,786,251 22

N U M B E R O F B A N K S I N O H I O F O R T H E Y E A R E N D I N G A P R I L 1 2 , 1 8 8 3 , E T C . — C O N C L U D E D .

Counties.	National banks.		Banking associations, (Act of February 24, 1845.)		Saving and loan as- sociations, (Act of February 26, 1873.)		Unincorporated (private banks.)		Total.	
	No.	Capital.	No.	Capital.	No.	Capital.	No.	Capital.	No.	Capital.
Putnam	3	\$250,000 00	\$ 60,000 00	3	3
Richland	2	450,000 00	1	1	\$12,000 00	5	\$322,000 00
Ross	2	160,000 00	50,000 00	2	27,000 00	4	477,000 00
Sandusky	3	700,000 00	1	50,000 00	2	22,000 00	5	222,000 00
Scioto	2	175,000 00	1	100,000 00	4	750,000 00
Seneca	4	315,598 00	3	30,000 00	6	305,000 00
Shelby	2	200,000 00	2	43,960 00	2	155,600 00	2	155,600 00
Stark	4	600,000 00	1	75,000 00	7	62,258 00	13	421,816 00
Summit	2	100,000 00	1	25,000 00	3	177,000 00	6	452,000 00
Trumbull	2	100,000 00	1	10,000 00	6	635,000 00
Tuscarawas	2	160,000 00	5	296,000 00	7	898,000 00
Union	2	160,000 00	5	80,000 00	5	80,000 00
Van Wert	1	50,000 00	2	160,000 00
Vinton	4	250,000 00	2	40,000 00	1	50,000 00
Warren	1	150,000 00	2	60,000 00	6	290,000 00
Washington	2	128,900 00	4	46,000 00	3	210,000 00
Wayne	2	110,000 00	6	174,900 00
Williams	1	109,580 00	2	3,480 00	2	110,000 00
Wood	1	5	59,470 00	2	3,430 00
Wyandot	6	169,060 00
Totals	167	\$24,400,431 43	10	\$-93,500 00	22	\$1,483,940 00	201	\$4,641,845 87	430	\$41,829,737 30

AND DISTRIBUTION OF THE SAME, UNDER THE "SCOTT LAW."

Amount refunded.	Balance.	County Treasurers' fees.	County Auditors' compensation.	Municipal police fund.	Municipal general revenue fund.	County poor fund.	Township general fund.	Advertising.
	82,589 52	\$12 95		\$988 21	\$988 21	\$944 15		
	14,970 82	74 85		5,585 92	5,585 91	2,723 84		
	7,588 48	87 95		2,628 24	2,628 24	2,504 05		
	14,072 88	70 88		4,580 64	4,580 65	4,464 18	\$2,300 15	
	8,690 88	48 80		2,028 80	2,028 80	2,234 18		
	16,847 68	92 66			9,471 18	8,263 86		
	21,458 28	108 78		5,588 61	7,720 57	7,941 30		
	9,076 80	45 88			5,058 82	2,257 71	1,716 39	
	31,338 82	1,586 66	\$788 34	6,220 62	15,510 47	7,245 83		
	2,204 00	17 00			1,191 40	2,992 00		
	7,379 17	86 90		2,629 47	2,629 48	2,823 82		
	26,490 98	132 45		9,980 57	9,985 19	6,862 71		
85 48	6,919 98	85 70		2,581 00	2,581 00	1,721 08		
220 00	6,840 00	31 70		2,280 90	2,280 96	1,726 32		
	20,185 00	100 82		6,628 56	6,628 58	6,807 01		
	5,586 14	27 98		1,527 26	1,527 26	2,313 64		
	18,286 86	91 48		6,304 27	6,304 27	5,385 84		
	222,833 53	1,559 83	1,080 00	77,011 98	81,134 27	61,547 47		\$500 00
	12,462 80	62 31	284 25		8,017 30	4,608 38		
	9,439 02	47 19			6,160 40	3,231 03		
	7,276 12	64 18		2,615 27	2,615 27	198 40		
	33,023 84	165 11		10,829 84	10,829 84	11,193 55		
	11,024 99	55 12		2,552 80	2,552 80	2,742 47		
	4,883 83	24 41		1,680 41	1,680 41	1,588 10	2,088 30	
	66,154 02	384 29		28,386 00	28,386 00	19,013 82		
	5,528 61	27 64			4,125 78	1,675 24		33 00
	5,683 33	29 66		2,108 15	2,108 16	1,475 92		
	1,875 00	23 22			442 40	982 38	211 44	
	9,297 38	46 48		2,382 66	2,373 42	2,244 81		
	4,443 47	22 22			3,315 94	1,195 31		
	416,305 02	2,081 83		155,856 20	155,856 20	163,570 79		
	7,150 95	35 70		1,716 38	1,718 94	2,230 83		
	9,533 33	47 67		3,109 37	3,109 37	3,256 92		
	1,000 00	5 00		284 50	285 50	898 00		
	9,658 00	48 29	270 42	1,441 43	3,314 77	4,381 69		
	6,640 00	83 29		2,104 42	2,701 43	1,841 95		
	5,841 95	29 21		1,216 61	1,216 60	3,379 53		
	4,900 00	24 50		1,828 32	1,828 31	1,218 87		
	15,737 00	78 98		4,638 52	4,638 52	6,821 28		
	6,971 39	34 85			5,502 46	1,734 14		
300 00	17,019 21	88 00		5,897 05	6,036 30	5,046 30		
	7,830 56	39 15		2,062 19	3,022 31	2,716 91		
	4,652 23	23 26		1,325 43	1,897 04	1,800 50		
	12,856 54	64 28		3,677 72	3,677 72	5,436 82		
	12,435 17	62 18			8,228 78	4,144 21		
	5,082 82	25 41		1,898 34	1,896 35	1,264 22		
	13,471 14	67 85		3,997 22	4,497 22	5,406 35		
13 68	64,129 12	840 29		28,717 04	31,130 16	28,341 63		
	7,693 84	38 42		2,587 25	2,587 25	2,379 42		
	34,926 83	174 63		8,980 48	9,957 23	16,124 49		
	9,468 67	98 18		3,328 34	3,327 35	2,711 80		
	3,725 01	18 83		738 92	738 92	2,232 54		
	7,718 65	38 66			4,400 38	3,174 71		
	12,124 00	60 82			4,406 54	7,194 54		
	13,672 05	62 36		550 89	9,348 78	8,545 24		
	4,548 08	22 36		261 19	1,150 68	3,107 43		
	70,190 08	351 00		25,629 07	25,629 08	17,939 05	1,508 86	
	1,200 00	8 40			823 40	267 80		
	2,406 00	14 00		1,005 31	1,005 34	1,774 13		
	18,513 85	92 58		6,318 45	6,915 20	5,157 64		
	1,908 98	9 52			563 47	473 61	867 86	

COLLECTED, AND DISTRIBUTION OF THE SAME, UNDER THE "SCOTT LAW"—Concluded.

Amount refunded.	Balance.	County Treasurers' fees.	County Auditors' compensation.	Municipal police fund.	Municipal general revenue fund.	County poor fund.	Township general fund.	Advertising.
	\$14,557 66	\$72 78		\$3,783 94	\$3,783 94	\$6,807 00		
	5,750 00	28 74			4,290 94	1,430 32		
	15,388 56	76 94	\$307 77	4,832 66	4,832 66	5,328 53		
	11,894 17	56 67		3,758 25	3,758 25	3,785 00		
	4,090 00	20 40		1,059 87	1,059 87	1,940 26		
	9,853 13	46 76		2,459 87	2,459 87	4,396 68		
	4,462 50			1,678 43		1,115 64		
	9,493 37	47 42			4,528 76	4,909 19		
	12,326 84	61 64		4,454 06	4,454 06	3,359 04		
	20,540 64	102 70		6,823 20	6,823 21	6,791 53		
	13,792 73	68 96		4,067 06	4,067 06	5,549 65		
	14,144 85	70 72		4,414 01	4,414 01	5,248 11		
	18,627 01	94 13		5,940 06	5,940 06	4,683 22		
	10,979 03	54 90		2,599 90	2,599 92	5,724 31		
	41,552 52	207 76		12,388 44	12,388 45	16,567 87		
	30,570 12	152 85		8,471 29	8,471 29	13,474 69		
	20,989 67	105 43	209 44	5,617 06	5,617 03	9,424 21		
	15,320 33	78 60			7,988 96	7,354 87		
	3,900 00	19 50			2,910 37	970 13		
\$342 75	4,845 58	26 04		1,608 07	1,604 58	1,204 89		
	2,690 00	13 40			1,552 20	1,114 40		
	8,221 16	41 10		2,415 36	2,415 37	3,349 33		
	9,741 00	48 75			6,387 90	3,304 36		
	14,890 50	74 45		4,115 74	4,115 75	6,544 56		
727 88	5,372 63	30 50		2,003 80	2,003 80	1,335 53		
	11,511 00	57 55		74 62	6,490 11	4,879 72		
	7,693 00	38 41		2,866 72	2,866 72	1,911 15		
\$1,609 49	\$1,785,509 85	\$11,308 76	\$2,935 22	\$585,709 87	\$672,124 56	\$654,314 72	\$8,568 73	\$5.33 00

FINANCES OF OHIO.

Greene	3	370,000 00					1	50,000 00	420,000 00
Guernsey	4	360,000 00							360,000 00
Hamilton	12	8,000,000 00	2	403,300 00	1		5	600,000 00	9,403,300 00
Hancock	1	50,000 00							50,000 00
Hardin	1	50,000 00	1	50,000 00			4	2,000 00	102,000 00
Harrison	3	270,000 00							374,000 00
Henry									6,830 00
Highland	3	300,000 00	1	25,000 00			3	75,000 00	400,000 00
Hocking									100,000 00
Holmes									13,986 00
Huron	6	350,000 00	2	150,000 00					500,000 00
Jackson	1	50,000 00					1	30,000 00	80,000 00
Jefferson	4	525,000 00					3	3,572 71	528,572 71
Knox	2	125,000 00			1	25,000 00	1	16,000 00	166,000 00
Lake	1	200,000 00	1	50,000 00	1	100,000 00		40,000 00	390,000 00
Lawrence	2	550,000 00					2	8,000 00	558,000 00
Licking	2	110,250 00					3	36,277 00	146,527 00
Legan	4	200,000 00					2	4,175 38	204,175 38
Lorain	4	385,000 00					2	52,500 00	437,500 00
Lucas	5	1,400,000 00			2		3		1,400,000 00
Madison	1	120,000 00					6	38,460 00	158,460 00
Mahoning	4	1,129,000 00			1	100,000 00	2	175,000 00	1,404,000 00
Marion							5	231,876 00	231,876 00
Medina	1	75,000 00					3	24,000 00	99,000 00
Mercer	1	100,000 00					1	11,175 00	111,175 00
Mercer							3	21,000 00	21,000 00
Miami	3	460,000 00					3	35,100 00	495,100 00
Monroe			1	50,000 00					50,000 00
Montgomery	6	1,575,000 00			1	100,000 00			1,675,000 00
Morgan	2	175,000 00							175,000 00
Morrow	3	210,000 00	1	25,000 00					235,000 00
Muskingum	2	400,000 00					2	14,065 00	414,065 00
Noble	2	120,000 00							120,000 00
Ottawa							2	18,483 00	18,483 00
Paulding							2	856 00	856 00
Perry							2	60,000 00	60,000 00
Pickaway	3	485,000 00							485,000 00
Pike									
Portage	4	430,000 00					2	51,000 00	481,000 00
Preston	1	50,000 00			1	200,000 00	1	100,000 00	350,000 00

TABULAR STATEMENT SHOWING THE ACTION OF THE STATE BOARD OF EQUALIZATION OF BANK SHARES IN THE STATE OF OHIO FOR THE YEAR 1988, TO WHICH IS APPENDED THE RULES GOVERNING SUCH ACTION.

Name of Bank.	Location.	County.	Capital stock.	Surplus and undivided profits.	Total or actual value.	Assessed value, exclusive of real estate, fixed by county auditors.	Action of State Board.			
							Value fixed, exclusive of real estate.	Per cent fixed value to actual value.	Assessed value of real estate.	Aggregate value as fixed.
First National.....	Lima.....	Allen.....	\$100,000 00	\$82,287 58	\$132,287 58	\$125,000 00	\$112,718 00	85	\$112,718 00	\$112,718 00
Lima ".....	".....	".....	80,000 00		80,000 00	100,000 00	60,000 00	75	60,000 00	60,000 00
Merchants' National.....	".....	".....	50,000 00	7,438 83	57,438 83	53,000 00	35,000 00	65	35,000 00	35,000 00
First.....	Delphos.....	".....	14,494 43		14,494 43	14,000 00	8,000 00	55	8,000 00	8,000 00
First.....	".....	".....	60,000 00	216 52	60,216 52	60,000 00	45,162 00	75	45,162 00	45,162 00
First.....	Ashland.....	Ashland.....	50,000 00	8,670 08	58,670 08	21,240 00	30,040 00	51	30,040 00	43,800 00
First.....	Jefferson.....	".....	70,000 00	15,848 54	85,848 54	88,748 00	77,160 00	87	88,748 00	88,800 00
Ashabula.....	Ashabula.....	Ashabula.....	80,000 00	10,068 56	90,068 56	89,000 00	79,081 00	79	89,000 00	90,912 00
Farmers'.....	".....	".....	150,000 00	45,233 83	195,233 83	181,114 00	161,591 00	81	181,114 00	175,477 00
First.....	Geneva.....	".....	100,000 00	7,033 60	107,033 60	103,000 00	92,287 00	90	92,287 00	96,287 00
First.....	Athens.....	".....	50,000 00	12,398 25	62,398 25	40,140 00	40,149 00	85	40,149 00	50,000 00
First.....	Barnesville.....	Belmont.....	100,000 00	48,373 28	148,373 28	82,578 00	93,192 00	65	93,192 00	95,063 00
Peoples'.....	".....	".....	34,640 00	134 29	34,774 29	20,004 00	20,216 00	65	20,216 00	28,278 00
First.....	Belleaire.....	".....	100,000 00	12,698 73	112,698 73	62,982 00	78,254 00	65	78,254 00	81,794 00
First.....	Bridgeton.....	".....	300,000 00	43,275 54	343,275 54	141,198 00	148,129 00	65	148,129 00	152,789 00
First.....	St. Clairsville.....	".....	100,000 00	33,000 00	133,000 00	78,462 00	86,450 00	65	86,450 00	88,680 00
First.....	Ripley.....	Brown.....	100,000 00	10,000 00	110,000 00	97,310 00	88,310 00	78	88,310 00	89,000 00
First.....	".....	".....	100,000 00	29,942 41	129,942 41	97,578 00	97,578 00	75	97,578 00	100,000 00
Farmers'.....	Georgetown.....	".....	50,000 00	6,181 82	56,181 82	43,800 00	43,800 00	78	43,800 00	45,000 00
First.....	Hamilton.....	".....	100,000 00	8,320 74	108,320 74	101,543 76	91,211 00	88	91,211 00	94,151 00
Second.....	".....	Builer.....	100,000 00	33,792 88	133,792 88	70,683 55	86,365 00	65	86,365 00	90,465 00
First.....	".....	".....	150,000 00	53,040 00	203,040 00	173,959 47	153,548 00	63	153,548 00	158,619 00
Merchants'.....	Middletown.....	".....	150,000 00	80,000 00	230,000 00	147,132 00	135,000 00	75	135,000 00	141,540 00
Third.....	".....	".....	100,000 00	28,194 90	128,194 90	85,111 00	95,184 00	74	95,184 00	99,800 00
Citizens'.....	Urbana.....	Champaign.....	100,000 00	20,000 00	120,000 00	92,484 00	80,480 00	75	80,480 00	86,320 00
First.....	".....	".....	100,000 00	31,747 47	131,747 47	94,000 00	89,184 00	72	89,184 00	96,000 00
First.....	St. Paris.....	".....	12,100 00	9,100 00	21,200 00	30,000 00	29,000 00	72	29,000 00	32,000 00
First.....	Springfield.....	Clarke.....	400,000 00	172,841 25	572,841 25	411,540 00	411,530 00	71	411,530 00	428,000 00
Second.....	".....	".....	200,000 00	70,363 30	270,363 30	194,000 00	194,000 00	71	194,000 00	194,000 00
Mad River.....	".....	".....	300,000 00	90,584 92	390,584 92	267,300 00	267,300 00	71	267,300 00	300,000 00

TABULAR STATEMENT SHOWING THE ACTION OF STATE BOARD OF EQUALIZATION OF BANK SHARES.—Continued.

Name of Bank.	Location.	County.	Capital stock.	Surplus and undivided profits.	Total or actual value.	Assessed value, exclusive of real estate, fixed by county auditors.	Value fixed, exclusive of real estate.	Action of State Board.			Aggregate value as fixed.
								Per cent. fixed value to actual value.	Assessed value of real estate.	Per cent. fixed value to actual value.	
Legonia National.....	Springfield.....	Clarke.....	\$100,000 00	\$15,056 88	\$115,056 88	\$75,940 00	\$75,940 00	66	\$4,060 00	66	\$80,000 00
Springfield.....	".....	".....	100,000 00	4,450 00	104,450 00	66,910 00	66,910 00	65	4,060 00	65	71,982 00
Farmers'.....	South Charleston.....	".....	50,000 00	384 46	50,384 46	26,970 00	26,970 00	68	8,080 00	68	55,058 00
First.....	Batavia.....	Clermont.....	80,000 00	21,202 33	101,202 33	77,900 00	77,900 00	66	2,100 00	66	80,000 00
First.....	New Richmond.....	".....	80,000 00	23,451 66	103,451 66	55,300 00	55,300 00	68	18,100 00	68	83,745 00
First.....	Felicity.....	".....	40,000 00	1,364 06	41,364 06	40,000 00	40,000 00	66	66	35,964 00
First.....	Wilmington.....	Clinton.....	100,000 00	42,280 83	142,280 83	80,000 00	80,000 00	65	65	92,450 00
Clinton County National.....	".....	".....	100,000 00	20,262 50	120,262 50	84,080 00	84,080 00	68	5,920 00	68	82,026 00
Potters' National.....	East Liverpool.....	Columbiana.....	50,000 00	9,482 57	59,482 57	37,370 00	37,370 00	66	2,660 00	66	42,548 00
First.....	Wellsville.....	".....	50,000 00	17,353 06	67,353 06	44,890 00	44,890 00	66	2,660 00	66	47,570 00
First.....	New Lisbon.....	".....	50,000 00	16,834 20	66,834 20	43,620 00	43,620 00	65	4,200 00	65	47,850 00
First.....	Salem.....	".....	100,000 00	6,647 66	56,647 66	37,750 00	37,750 00	68	2,550 00	68	40,300 00
First.....	".....	".....	100,000 00	15,421 57	115,421 57	78,750 00	78,750 00	68	68	78,750 00
Farmers'.....	".....	".....	200,000 00	45,911 34	245,911 34	174,850 00	174,850 00	71	2,180 00	71	177,030 00
First.....	Bucyrus.....	Crawford.....	100,000 00	24,033 00	124,033 00	94,068 87	94,068 87	75	4,100 00	75	94,168 87
First.....	Galion.....	".....	50,000 00	30,088 85	80,088 85	33,677 40	33,677 40	52	6,550 00	52	48,228 40
First.....	".....	".....	60,000 00	21,865 44	81,865 44	38,074 40	38,074 40	56	8,580 00	56	54,738 00
Citizens'.....	".....	".....	800,000 00	169,568 12	969,568 12	189,360 00	189,360 00	50	35,640 00	50	271,958 00
First.....	Cleveland.....	Cuyahoga.....	1,000,000 00	304,000 00	1,304,000 00	600,855 00	600,855 00	60	58,045 00	60	780,000 00
Commercial.....	".....	".....	800,000 00	314,762 75	1,114,762 75	552,120 00	552,120 00	59	17,860 00	59	681,470 00
Merchants'.....	".....	".....	400,000 00	176,766 44	576,766 44	250,530 00	250,530 00	59	58,045 00	59	681,470 00
National City.....	".....	".....	200,000 00	125,016 83	325,016 83	150,000 00	150,000 00	56	19,170 00	56	322,170 00
National Bank of Commerce.....	Greenville.....	Darke.....	1,500,000 00	76,016 88	1,576,016 88	885,765 00	885,765 00	65	38,237 00	65	1,656,548 00
Farmers' National.....	Defiance.....	Defiance.....	100,000 00	24,822 88	124,822 88	75,000 00	75,000 00	71	10,200 00	71	1,066,548 00
MERCHANTS'.....	".....	".....	100,000 00	57,107 23	157,107 23	82,500 00	82,500 00	57	770 00	57	91,460 00
First.....	Delaware.....	Delaware.....	100,000 00	12,674 09	112,674 09	86,670 00	86,670 00	68	68	86,670 00
Second National.....	".....	".....	100,000 00	25,822 83	125,822 83	85,580 00	85,580 00	68	4,600 00	68	100,140 00
Third.....	St. Louis.....	Erie.....	100,000 00	74,434 87	174,434 87	100,000 00	100,000 00	65	2,230 00	65	118,012 00
More.....	".....	".....	100,000 00	22,483 89	122,483 89	71,273 00	71,273 00	65	6,510 00	65	81,853 00
More.....	".....	".....	100,000 00	62,966 26	202,966 26	115,371 00	115,371 00	65	65	157,174 00

TABULAR STATEMENT SHOWING THE ACTION OF STATE BOARD OF EQUALIZATION OF BANK SHARES.—Continued.

Name of Bank.	Location.	County.	Capital stock.	Surplus and undivided profits.	Total or actual value.	Assessed value, exclusive of real estate, fixed by county auditors.	Value fixed exclusive of real estate.	Per cent. fixed value to actual value.	Assessed value of real estate.	Aggregate value as fixed.
First National	Lorain	Lorain	\$75,000 00	\$691 42	\$75,961 42	\$88,000 00	\$46,596 00	61	\$3,120 00	\$49,716 00
Citizens'	Oberlin	"	60,000 00	3,689 47	63,689 47	86,000 00	41,398 00	65	1,840 00	43,238 00
First	Wellington	"	100,000 00	6,526 81	106,526 81	60,000 00	69,242 00	65	82,630 00	71,062 00
First	Toledo	Lucas	500,000 00	248,561 16	748,561 16	401,624 00	476,482 00	62	4,780 00	508,012 00
Second	"	"	850,000 00	187,897 86	537,897 86	317,955 00	349,623 00	65	6,050 00	354,408 00
Toledo	"	"	100,000 00	20,000 00	120,000 00	65,950 00	78,000 00	65	10,450 00	88,450 00
"	"	"	150,000 00	38,854 70	188,854 70	113,310 00	122,755 00	65	253,699 00	278,454 00
Northern	"	"	300,000 00	74,229 56	374,229 56	211,550 00	243,249 00	67	1,180 00	244,429 00
Merch'nts'	"	"	150,000 00	24,299 64	174,299 64	140,784 00	143,265 00	60	6,590 00	149,855 00
Madison	London	Madison	500,000 00	82,053 11	582,053 11	293,450 00	351,225 00	60	11,090 00	362,315 00
First	Youngstown	Mahoning	200,000 00	271,340 89	471,340 89	120,000 00	152,573 00	58	73,984 00	126,557 00
Second	"	"	200,000 00	33,582 48	263,582 48	129,320 00	135,896 00	65	4,674 00	140,570 00
Mahoning	"	"	200,000 00	9,626 31	209,626 31	120,000 00	135,896 00	65	5,450 00	141,346 00
Commercial National	"	"	75,000 00	19,162 74	94,162 74	82,500 00	73,984 00	77	218,637 00	292,621 00
Phenix National	Pomeroy	Medina	100,000 00	23,545 54	123,545 54	244,000 00	92,328 00	66	216,538 00	308,866 00
Pomeroy	"	Meda.	200,000 00	53,635 75	253,635 75	244,000 00	218,637 00	80	885,250 00	1,098,887 00
First	Troy	Miami	200,000 00	70,492 00	270,492 00	244,000 00	57,519 00	75	385,250 00	442,769 00
Piqua	"	"	60,000 00	16,693 16	76,693 16	64,800 00	385,250 00	75	801,500 00	1,186,750 00
Citizens'	Dayton	Montgomery	400,000 00	104,735 82	504,735 82	385,200 00	385,200 00	75	281,250 00	666,450 00
Dayton	"	"	800,000 00	103,889 78	493,889 78	801,500 00	381,250 00	74	243,100 00	624,350 00
"	"	"	800,000 00	72,472 10	874,013 67	281,250 00	281,250 00	71	165,230 00	446,480 00
"	"	"	800,000 00	22,323 62	822,323 62	242,100 00	242,100 00	70	165,230 00	407,330 00
City	"	"	200,000 00	20,393 62	220,393 62	165,230 00	165,230 00	75	69,840 00	235,070 00
"	"	"	75,000 00	21,183 88	96,183 88	69,840 00	69,840 00	72	4,028 00	73,868 00
German National	Germanatown	Morgan	105,000 00	1,168 46	106,168 46	75,000 00	75,000 00	74	1,916 00	2,884 00
First	McConnellsville	"	75,000 00	5,174 02	80,174 02	59,250 00	59,250 00	66	3,590 00	62,840 00
"	Malta	"	50,000 00	2,020 00	52,020 00	42,000 00	42,000 00	65	18,720 00	20,720 00
Morrow County	Mt. Gilead	Morrow	100,000 00	13,069 44	113,069 44	70,000 00	81,863 00	65	18,720 00	100,583 00
First National	"	"	100,000 00	26,038 85	126,038 85	70,000 00	166,280 00	72	12,760 00	179,040 00
First	Cardington	"	200,000 00	46,409 08	246,409 08	196,280 00	140,220 00	73	12,760 00	152,980 00
Citizens'	Zanesville	Muskingum	200,000 00	3,915 22	203,915 22	149,220 00	149,220 00	73	12,760 00	162,000 00

	60,000 00	8,000 00	86,000 00	44,940 00	44,940 00	8,000 00	44,000 00
Noble County Nat'l	60,000 00	8,000 00	68,000 00	44,940 00	44,940 00	8,000 00	44,000 00
First National	60,000 00	4,000 00	64,000 00	41,110 00	41,110 00	800 00	42,000 00
Circleville	200,000 00	80,157 00	280,157 00	205,200 00	205,200 00	18,800 00	281,418 00
Third	12,000 00	5,718 74	17,718 74	15,000 00	15,000 00	5,040 00	19,020 00
Second	100,000 00	1,028 55	101,028 55	81,000 00	81,000 00	75	81,000 00
First	80,000 00	8,087 58	88,087 58	64,000 00	64,000 00	2,510 00	66,510 00
Garrettsville	100,000 00	20,288 40	120,288 40	91,000 00	91,000 00	3,840 00	94,840 00
Kavenna	100,000 00	17,710 25	117,710 25	118,070 00	118,070 00	7,000 00	125,070 00
Kent	100,000 00	21,117 84	121,117 84	85,000 00	85,000 00	7,050 00	92,050 00
Fulton	50,000 00	12,870 80	62,870 80	50,000 00	50,000 00	13,500 00	63,500 00
Mansfield	100,000 00	40,016 18	140,016 18	137,176 00	137,176 00	6,840 00	144,016 00
Children	100,000 00	13,206 03	113,206 03	113,706 00	113,706 00	102,500 00	216,206 00
First	50,000 00	4,853 14	54,853 14	51,975 00	51,975 00	2,800 00	54,775 00
Shelby	300,000 00	54,267 22	354,267 22	200,800 00	200,800 00	5,810 00	206,610 00
Hillihothe	150,000 00	85,713 74	235,713 74	196,300 00	196,300 00	8,800 00	205,100 00
Rose County National	100,000 00	122,014 70	222,014 70	84,000 00	84,000 00	3,000 00	87,000 00
Fremont	100,000 00	22,161 12	122,161 12	31,830 00	31,830 00	7,180 00	39,010 00
delevine	200,000 00	3,000 12	203,000 12	160,000 00	160,000 00	3,000 00	163,000 00
Portsmouth	200,000 00	60,020 70	260,020 70	155,010 00	155,010 00	8,000 00	163,010 00
National	250,000 00	60,114 85	310,114 85	190,350 00	190,350 00	8,000 00	200,350 00
Farmers' National	250,000 00	80,218 43	330,218 43	75,000 00	75,000 00	31,100 00	106,100 00
National Exchange	100,000 00	2,008 57	102,008 57	47,500 00	47,500 00	10,000 00	57,500 00
First National	100,000 00	37,025 06	137,025 06	43,000 00	43,000 00	8,000 00	51,000 00
Tiffin	100,000 00	8,015 03	108,015 03	60,000 00	60,000 00	3,200 00	63,200 00
Canton	100,000 00	61,132 75	161,132 75	107,913 90	107,913 90	4,100 00	112,013 90
Cuyahoga	100,000 00	45,521 20	145,521 20	55,000 00	55,000 00	4,150 00	59,150 00
Massillon	100,000 00	14,009 07	114,009 07	65,000 00	65,000 00	3,200 00	68,200 00
Akron	100,000 00	7,150 90	107,150 90	65,000 00	65,000 00	11,900 00	76,900 00
Summit	200,000 00	70,005 00	270,005 00	228,070 00	228,070 00	11,500 00	239,570 00
Warren	100,000 00	8,703 02	108,703 02	61,000 00	61,000 00	1,500 00	62,500 00
Trumbull	100,000 00	34,301 10	134,301 10	112,970 00	112,970 00	5,500 00	118,470 00
Hubbard	50,000 00	7,940 71	57,940 71	30,000 00	30,000 00	2,400 00	32,400 00
Tuscarawas	50,000 00	5,000 00	55,000 00	37,000 00	37,000 00	780 00	37,780 00
N. Philadelphia	50,000 00	3,634 44	53,634 44	56,780 00	56,780 00	3,250 00	60,030 00
Christaville	60,000 00	21,285 17	81,285 17	56,000 00	56,000 00	3,250 00	59,250 00
Van Wert	100,000 00	7,750 11	107,750 11	80,775 00	80,775 00	3,250 00	84,025 00
McArthur	50,000 00	15,003 92	65,003 92	48,250 00	48,250 00	1,744 00	49,994 00
Franklin	50,000 00	11,408 91	61,408 91	30,000 00	30,000 00	622 00	30,622 00
Waynesville	50,000 00	15,402 62	65,402 62	46,101 00	46,101 00	6,000 00	52,101 00
Lebanon	150,000 00	30,524 84	180,524 84	135,200 00	135,200 00	49,110 00	184,310 00
Marietta	70,000 00	16,802 22	86,802 22	50,710 00	50,710 00	6,000 00	56,710 00
Woodslee	50,000 00	15,359 49	65,359 49	48,184 00	48,184 00	3,000 00	51,184 00
Waynes County Nat'l	50,000 00	29,147 22	79,147 22	39,370 00	39,370 00	2,800 00	42,170 00
First National	50,000 00	16,443 09	66,443 09	41,814 00	41,814 00	700 00	42,514 00
Farmers' National	105,000 00	58,807 45	163,807 45	109,500 00	109,500 00	700 00	110,200 00
U. P. Sandusky							
Totals	837,43,778 47	87,409,848 76	941,053,729 19	827,870,540 75	825,512,047 10	81,000,000 00	879,557,136 00

ANNUAL REPORT SECRETARY OF STATE.

STATEMENT OF THE VALUATION OF BANKS ORGANIZED UNDER STATE LAW, AS RETURNED TO AND FIXED BY THE STATE BOARD OF EQUALIZATION OF BANK SHARES FOR 1883.

Name of Bank.	Location.	County.	Capital stock.	Surplus and undivided profits.	Total or actual value.	Assessed value, exclusive of real estate, fixed by county auditors.	Action of State Board.			
							Value fixed exclusive of real estate.	Per cent. fixed value to actual value.	Assessed value of real estate.	Aggregate values as fixed.
Commercial Bank	Delphos	Allen	\$23,800 00	\$10,757 98	\$40,037 86	\$31,207 00	\$27,282 00	68	\$670 00	\$27,632 00
Ashabula Loan Associat'n.	Ashabula	Ashabula	100,000 00	8,758 31	108,758 31	90,338 00	89,483 00	73	18,400 00	107,883 00
Conneaut	Conneaut	"	80,000 00	9,713 39	89,713 39	88,000 00	58,313 00	65	17,000 00	75,313 00
Morgan Savings and Loan Association	Morgan	"	50,000 00	6,498 81	56,498 81	52,416 00	44,767 00	83	3,084 00	49,851 00
Belmont Bank	Somerton	Belmont	50,000 00	5,000 00	55,000 00	29,360 00	30,250 00	55	1,613 00	31,863 00
South Cleveland Banking Company	Cleveland	Cuyahoga	25,000 00	13,000 00	38,000 00	16,110 00	13,940 00	36	8,760 00	22,700 00
Citizens' Savings Bank	Columbus	Franklin	100,000 00	27,643 91	127,643 91	60,000 00	70,204 00	55	16,220 00	86,424 00
Columbus Savings Bank	"	"	25,000 00	275 00	25,275 00	12,500 00	15,001 00	55	15,001 00
Capital City	"	"	25,000 00	979 00	25,979 00	5,000 00	7,537 00	29	7,537 00
Commercial	Cincinnati	Hamilton	303,500 00	22,415 01	32,915 01	285,685 00	283,094 00	71	7,270 00	240,364 00
Western German Bank	Kenton	Hardin	100,000 00	10,065 00	110,065 00	60,838 00	69,858 00	63	69,858 00
Citizens' Savings Bank	Greenfield	Highland	50,000 00	3,245 80	53,245 80	31,880 00	31,880 00	59	1,880 00	31,880 00
Huron County Banking Co.	Norwalk	Huron	25,000 00	1,944 37	26,944 37	24,680 00	21,986 00	81	23,866 00
Bellevue Bank	Bellevue	Knox	80,000 00	5,645 61	85,645 61	19,000 00	19,000 00	63	19,000 00
Exchange Bank	Mt. Vernon	Lucas	25,000 00	13,502 26	38,502 26	25,000 00	34,850 00	36	5,000 00	39,850 00
Toledo Savings Bank	Toledo	Lucas	50,000 00	6,891 16	56,891 16	15,000 00	17,540 00	55	17,540 00
Trust Company	Toledo	Lucas	50,000 00	9,708 53	59,708 53	30,280 00	32,839 00	55	1,270 00	34,109 00
Farmers' Deposit Savings Bank	Poland	Lucas	65,000 00	10,611 84	75,611 84	27,498 00	35,031 00	46	37,530 00	72,561 00
Monroe Bank	Woodfield	Mahoning	100,000 00	100,000 00	58,520 00	58,520 00	58	1,480 00	60,000 00
Dayton Savings Bank	Dayton	Montgomery	30,000 00	3,500 00	33,500 00	8,670 00	13,220 00	26	8,630 00	22,770 00
Cardington Banking Co.	Cardington	Morrow	25,000 00	32,000 00	57,000 00	17,500 00	22,200 00	47	1,480 00	23,680 00
Mansfield Savings Bank	Mansfield	Richland	30,000 00	30,485 33	60,485 33	60,230 00	53,282 00	76	1,770 00	6,052 00

Fremont Savings Bank.....	Fremont.....	5,712 57	55,712 57	33,427 00	33,427 00	59	83,437 00
Citizens' Savings Bank.....	Portsmouth.....	4,852 28	54,162 28	37,300 00	37,300 00	65	85,702 00
Commercial Bank.....	Tiffin.....	211,898 37	121,998 37	52,000 00	52,000 00	53	70,348 00
Alliance Bank Company.....	Seneca.....	7,852 71	57,062 71	16,500 00	16,500 00	38	85,796 00
Farmers' Bank.....	Stark.....	20,349 47	45,349 47	17,050 00	17,050 00	47	24,284 00
Citizens' Savings Loan As- sociation.....	Anton.....						
Girard Savings Bank.....	Akron.....	40,145 69	115,145 69	67,500 00	67,500 00	56	72,100 00
	Girard.....	11,141 09	36,141 09	17,000 00	17,000 00	55	21,777 00
Totals.....		\$1,817,800 00	\$2,159,910 04	\$1,278,061 00	\$1,298,151 00	A.V. 59	\$1,455,213 00

Notes.—The State Board of Equalization of Bank Shares adopted the following rules for arriving at the valuation of National Banks:

1. Take as a basis amount of capital, surplus, and undivided profit, as representing the actual value of the shares.
2. Take the assessed value of the shares as fixed by the County Auditors, exclusive of real estate, and ascertain what per cent. it bears to the sum of the capital, surplus, and undivided profits. It was found that the value, as fixed by County Auditors, was 68 per cent. of actual value.
3. For the purpose of equalizing, as nearly as possible, the valuations, and allowing a reasonable margin for the judgment of the Auditors, the Board decided it would determine the value of the shares as follows:
In all cases where the per cent. of assessed value to actual value did not exceed 75 per cent. or fall below 65 per cent., it should remain as returned by County Auditors. In all cases where such value exceeded 75 per cent. it should be reduced to 75 per cent., but a reduction of more than 10 per cent. should not be made except in special cases of apparently excessive valuation. In all cases where such value fell below 65 per cent. it should be increased to 65 per cent., but an increase of more than 10 per cent. should not be made except in special cases where the value fixed by the Auditor was deemed excessively low.
4. To the value thus found was to be added the assessed value of real estate.
5. e was used in fixing valuations of State Banks as National Banks, except that 55 and 65 per cent. were taken as a basis instead of 65 and 75.

BONDS EXEMPT FROM TAXATION IN OHIO DURING THE YEAR 1882.

Counties.	Amount.	Counties.	Amount.
Adams.....	\$165,400	Logan.....	\$42,350
Allen.....	28,292	Lorain.....	8,020
Ashland.....	20,518	Lucas.....	200
Ashtabula.....	65,125	Madison.....	12,991
Athens.....	52,884	Mahoning.....	37,462
Auglaize.....	13,380	Marion.....	2,557
Belmont.....	121,055	Medina.....	15,265
Brown.....	74,861	Meigs.....	33,026
Butler.....	42,315	Mercer.....	9,805
Carroll.....	35,677	Miami.....	7,900
Champaign.....	11,000	Monroe.....	76,478
Clarke.....	3,575	Montgomery.....	318,965
Clermont.....	93,600	Morgan.....	26,740
Clinton.....	55,162	Morrow.....	79,460
Columbiana.....	30,525	Muskingum.....	243,929
Coshocton.....	114,219	Noble.....	84,811
Crawford.....	4,011	Ottawa.....	11,900
Cuyahoga.....	108,485	Paulding.....	20,665
Darke.....	27,555	Perry.....	37,589
Defiance.....	10,095	Pickaway.....	266,810
Delaware.....	9,806	Pike.....	38,989
Erie.....	27,750	Portage.....	195,100
Fairfield.....	4,700	Preble.....	49,050
Fayette.....	7,410	Putnam.....	23,695
Franklin.....	42,755	Richland.....	26,638
Fulton.....	4,950	Ross.....	72,243
Gallia.....	37,415	Sandusky.....	14,000
Geauga.....	28,130	Scioto.....	26,707
Greene.....	220,141	Seneca.....	9,283
Guernsey.....	42,726	Shelby.....	5,240
Hamilton.....	1,422,710	Stark.....	14,290
Hancock.....	13,890	Summit.....	188,941
Hardin.....	11,330	Trumbull.....	410,406
Harrison.....	39,679	Tuscarawas.....	24,689
Henry.....	4,960	Union.....	1,595
Highland.....	139,350	Van Wert.....	17,170
Hocking.....	12,158	Vinton.....	38,772
Holmes.....	16,695	Warren.....	248,211
Huron.....	57,831	Washington.....	115,173
Jackson.....	48,820	Wayne.....	73,923
Jefferson.....	44,925	Williams.....	8,220
Knox.....	10,450	Wood.....	6,966
Lake.....	94,150	Wyandot.....	16,853
Lawrence.....	97,784		
Licking.....	54,035		
		Total.....	\$8,536,854

RAILROAD STATISTICS OF OHIO.



STANDARD TIME.

de, written for this report by T. C. Mendenhall, Ph.D.,
of the Ohio State University, Columbus, will be found of

is remarkable for the progress that has been made towards
"unification of mankind." Important discoveries made by
have been rapidly utilized by inventors until now one may travel
in about the same time as would have been required a hun-
dred years from the Mississippi River to the Atlantic Ocean and with
effort, or he may put himself in communication with the remotest
point quicker than he could formerly send a message to a neighbor-

inter, practically, of nations once widely separated, has resulted
in the recognition of the great inconvenience arising from many systems of
measurement of magnitude, accompanied by corresponding variations in nomencla-
ture. This has been that numerous plans have been suggested and con-
sidered, and steps have been made in the direction of the unification and simplifica-
tion of these systems, especially in the case of monetary systems and systems
of measures. The measurement of time has long been a necessity to the
civilized world, and as the centuries have passed it has frequently been found necessary
to make the measurement more accurate and precise. In the measurement of any
magnitude it is necessary to select a unit and, in general, that unit must be some-
thing of the same nature as the magnitude to be measured. It is also desirable,
wherever possible, that the unit should be *natural*, that is, one already
recognized and familiar in the nature of things. The most obvious natural unit of
time is called a *day*, a name which is applied, however, to several periods of
time which differ slightly among themselves. The day, as indicated by the rising
of the sun, was doubtless the first and for ages the only unit of time. It
was used in the early days of Rome and for nearly five hundred years after its
invention the divisions of the day were known except sunrise, sunset, and mid-day.
The day as established by the meridian passage of the sun has long been known to
be of variable length, and as it is of prime importance that a unit should be invari-
able it has been almost universally rejected, and the *mean solar day* accepted in its
place. This period is not marked precisely by any astronomical phenomenon, but
is said to be derived from the meridian passage of an imaginary, mean sun.
Although the day has been universally accepted as the primary unit of time, there has
been a general agreement as to the time of its beginning and ending, or as to the
number of parts into which it should be divided. The ancient Babylonians, Persians,
Greeks, Jews, and, in fact, almost all eastern nations began the day at sunrise, and

the modern Greeks chose the same starting point. Italians, Bohemians, and some others have selected sunset as the beginning of the day, but most European nations and in recent times nearly all nations begin the civil day at midnight, as a change of name at that hour, for obvious reasons, gives rise to the least inconvenience. Astronomers, however, find it better for their particular purposes to begin the day at noon.

The Chaldeans, Syrians, Persians, Indians, Jews, and Romans divided the day and night into four parts. The Greeks divided the day into twelve parts, imitating, it is said, the Babylonians in this respect, and this custom was afterward adopted by the Romans. The Chinese and Japanese divide the day into twelve hours, each being equal to two of those now almost universally used. Within a few years, however, the ordinary division has come into use extensively among the people of both of these countries, and, especially among the Japanese, where it has almost entirely superseded the ancient method. The division of the day into twenty-four parts seems to have prevailed in many localities from the earliest ages, and has now come to be well nigh universal. This system was adopted at an early date by most European nations, following the Egyptians both in the number of hours and in the reckoning of twelve hours from midnight to noon and twelve from noon to midnight. The Italians and some other nations have reckoned continuously up to twenty-four.

The advantages of this continuous count of the hours of the day, from one to twenty-four, are numerous, and quite recently it has been brought into notice through its adoption by several transportation companies in the printing of their time tables. Indeed, there does not seem to be any good reason why it should not eventually come into general use. It has been confounded, however, by many people with the new system of *standard time*, of which it does not necessarily form a part.

As standard time has been strongly objected to by some people and criticised, not always understandingly by many, it is, perhaps, worth while to discuss briefly its nature and origin.

To begin with what is generally understood, we may suppose, as far as all time-keeping is concerned, that the imaginary sun already referred to, makes a revolution about the earth once in twenty-four hours. It is noon at all points on the meridian upon which this sun is, and it is noon nowhere else. As this meridian moves around the earth in twenty-four hours, noon may be conceived as a line whose direction is North and South, and whose motion is from East to West, at the rate of fifteen degrees in one hour of time. The actual linear velocity of this movement will depend, of course, on the latitude of the place. It would not differ very greatly over the State of Ohio, and for the latitude of Columbus it is approximately 1,160 feet per second. It happens that this is very nearly the velocity of sound through the air on a warm summer's day, so that for the sake of illustration, it may be said that if a gun were to be fired at the precise instant of mean noon for a certain point in Columbus, persons living on a line extending West from that point would hear the sound exactly at noon, although, supposing the sound to continue to be audible, that time might be an hour or more after the firing of the gun. In other words, "noon" and the sound would travel very closely together.

It is easy to see that the local time of no two places can agree exactly unless one is precisely North of the other. This renders the use of absolute "local" time practically impossible, especially since the leading lines of transportation are East and West,

rather than North and South. It has long been customary, therefore, for communities to tacitly agree to accept the time of some particular point, the extent of the area controlled by that point depending on its position and other circumstances. Sometimes this area was considerable, as in the case of the meridian of Columbus, which, until recently, practically controlled the time of the whole State of Ohio. The adoption of some standard of time was a necessity to every transportation company, and as the selection of a meridian was an arbitrary matter, generally being controlled by the convenience of each company, great numbers of systems came into use, producing the direst confusion. At one time as many as one hundred different systems of time-keeping were known to exist in the United States alone.

The introduction of Standard Time is simply an attempt to destroy this confusion as far as possible and to establish an orderly, simple, and exact system in its place. The system is based, to begin with, on the adoption of the meridian passing through Greenwich as the prime meridian. Nearly every civilized nation has adopted the meridian passing through its own capital as its prime meridian in all matters pertaining to longitude, public surveys, etc., but the absurdity of this has long been recognized by all who have especially to do with this sort of work. In adopting the meridian of Greenwich for the beginning of standard time, its originators have only anticipated a result which is sure to be reached very soon by international conference. In fact, the U. S. Government has already invited delegates to such a conference, and a meeting is to take place in the near future.

Starting with the meridian of Greenwich, or, indeed, any other, it is easy to see that the whole surface of the earth may be divided by meridians fifteen degrees apart, over one of which "noon" would pass at intervals of one hour. When it is noon at Greenwich, clocks on these meridians East would indicate one, two, three, etc., hours later and those West would be some whole number of hours earlier; and whatever the indication of the Greenwich clock, time-pieces keeping the local time of these meridians would always differ from it and from each other by some whole number of hours.

Now, what is proposed in the adoption of Standard Time, is that all clocks and watches shall be set to the time of one or the other of these meridians, so that any two time-pieces when compared would be found to agree or to differ by some whole number of hours. In this way a set of watches and clocks used within a certain area will differ from the Greenwich clock by five hours; those over the area adjoining on the West side differ from it by six hours, and so on.

Theoretically, the boundaries of these areas should be determined by meridian lines bisecting the spaces included between those determining the time, thus making the width of the time belt fifteen degrees at any point; practically, however, it is found to be much more convenient to deviate from this principle, for the same reason that it is often better to determine political boundaries by means of natural features of the country, rather than by parallels and meridians.

The leading lines of transportation are broken up into divisions, over which it is generally desirable to use the time of one meridian, and, in fact, this has long been the custom, the adoption of Standard Time only serving to enable all lines covering a certain area to agree on what that meridian shall be, and, in addition, to secure the important concession that it shall bear an exact and simple relation to those in use among all others.

The desirableness of some reform in time-keeping, similar to that indicated above, has been recognized for many years. The demand for it became pressing as this country and other countries became covered with lines of railways, upon which both safety and economy demanded a degree of accuracy in time-keeping hitherto unknown in ordinary affairs. Aggressive action in the way of securing its adoption has been taken by various societies and individuals during the past four or five years. The first suggestion of the scheme outlined above and now in use was made by Mr. Cleveland Abbe, of the U. S. Weather Service, in a communication to the American Meteorological Society, although it was independently suggested at about the same time by Sanford Fleming, Esq., Chancellor of the Queen's University, at Toronto. Active interest in the question was shown by the American Society of Civil Engineers, the American Association for the Advancement of Science, the American Meteorological Society, the Canadian Institute, etc., and the plan was favorably considered by the Association for the Reform and Codification of the Laws of Nations, at its meeting at Cologne, Prussia, in August, 1881, and by the International Geographical Congress, at its meeting in the same year at Venice, Italy. The plan received the hearty approval of all eminent astronomers and scientific men generally and its importance was recognized by all who gave it attention. From the report upon the subject, made by the Special Committee of the American Society of Civil Engineers, the following quotation is taken:

"To apprehend that the question is one of importance it is only necessary to glance at the existing condition of our time service. Mistakes in the hour of the day are frequent. In every State—in every city or town—discrepancies are met which produce great aggregate inconvenience. Thousands of engagements are broken. Innumerable disappointments and losses result. In some cases loss of life is caused, and generally, in consequence of defects in our time system, difficulties more or less serious constantly are experienced."

"The Committee anticipate difficulty in effecting a desirable reform, as no change in a matter of this kind can be effected without interfering, in a greater or less degree, with long established usages and fixed habits of thought."

"The Committee feels assured that the general intelligence of the community will cordially sympathize with an earnest movement to bring about such modifications in our time system as may be practicable and beneficial."

The American Meteorological Society and the Canadian Institute both adopted the following resolution:

Resolved, That uniformity of time throughout the United States and Canada is demanded by the progress of events, and that a general system by which time may be reckoned in a uniform and accurate manner by the people of all nations throughout the globe is of the highest importance.

The result of this agitation was that the leading railway managers of the country came to recognize the advantages of the reform, and the scheme outlined above was adopted, and went into operation on November 18, 1883, having been accepted, with hardly an exception, by all railway lines in the United States and Canada. Five standard meridians were adopted, their distance from the Greenwich meridian, in degrees, being sixty, seventy-five, ninety, one hundred and five, and one hundred and twenty, and in hours, four, five, six, seven, and eight, respectively. The time corresponding to the most easterly of these is designated as "Intercolonial time;" that of the next, "Eastern time;" that of the ninetieth meridian, "Central time;" the time of the one hundred and fifth meridian is called "Mountain time," and that of the one hundred and twentieth, "Pacific time." Eastern time is very nearly the local time of Philadelphia, and it is the controlling time for the Eastern,

New England, and Atlantic States. Central time, which is the time for the Mississippi Valley, is very nearly the local time of New Orleans, and Mountain time agrees closely with the local time of Denver.

The State of Ohio is included in the area which is controlled by Central time, and by it all railroads within the State are now run. Previous to this change, nearly all railroads in Ohio used Columbus time, which is approximately twenty-eight minutes faster than Central time. Below will be found a table showing the approximate difference (correct within one minute) between Central time and the local time of all cities, towns, and villages of the first class in the State.

TABLE SHOWING THE DIFFERENCE BETWEEN LOCAL AND CENTRAL TIME FOR CITIES, TOWNS, AND VILLAGES IN OHIO.

Name of place.	Local time faster than Central time—Minutes.	Name of place.	Local time faster than Central time—Minutes.
Akron	34	Marietta.....	34
Alliance	34	Marion.....	34
Ashland	34	Martin's Ferry.....	34
Ashtabula	34	Massillon.....	34
Bellaire	34	Middleport.....	34
Bellevue	34	Middletown.....	34
Bellefontaine	34	Mt. Vernon.....	34
Bucyrus	34	Napoleon.....	34
Canton	34	Neosho.....	34
Chillicothe	34	Newark.....	34
Cincinnati	34	New Philadelphia.....	34
Circleville	34	Niles.....	34
Cleveland	34	Norwalk.....	34
Columbus	34	Oberlin.....	34
Coshocton	34	Painesville.....	34
Dayton	34	Piqua.....	34
Denance	34	Pomeroy.....	34
Delaware	34	Portsmouth.....	34
Delphos	34	Ravenna.....	34
East Liverpool.....	34	Salem.....	34
Elyria	34	Sandusky.....	34
Findlay	34	Springfield.....	34
Fostoria	34	Staubenville.....	34
Fremont	34	Tiffin.....	34
Galion	34	Toledo.....	34
Gallipolis	34	Troy.....	34
Greenville	34	Upper Sandusky.....	34
Hamilton	34	Urbana.....	34
Hillaborough.....	34	Van Wert.....	34
Ironton	34	Warren.....	34
Jackson	34	Washington C. H.....	34
Kent	34	Wellsville.....	34
Kenton	34	Wooster.....	34
Lancaster	34	Xenia.....	34
Lima	34	Youngtown.....	34
London	34	Zanesville.....	34
Mansfield	34		

The State of Ohio is included within four and a half degrees of longitude, and as one degree corresponds to four minutes of time, the extreme difference of local time in the State will not exceed eighteen minutes. As long as the standard meridian passed through or near the Capital, the extreme difference between the time of this meridian and local time was not greater than eight or nine minutes, and no difficulty was experienced in the use of Columbus time throughout the State. Under the new

system, however, the difference will be nowhere less than twenty minutes and will be as great as thirty-six or thirty-seven minutes in the extreme eastern part of the State. From this it will be seen that Ohio is unfortunately situated in respect to central time, being on its extreme eastern limit, or nearly so, and requiring a correction of local time amounting, in "round numbers," to half an hour. This very fact, however, would seem to offer a way out of the difficulty, which, if it were adopted by the people generally, would make the transition extremely easy. To throw events, the time for which seems to be fixed by social custom, tradition, etc., a half an hour later in the day, would be in many cases extremely inconvenient, especially in the matter of continuing labor in manufacturing establishments and the like, where it would involve the expense of artificial illumination during an extra half hour, through a portion of the year.

But if custom and tradition as to the *name* of the hour can be disregarded, and "fixed events" be put a half hour earlier by central time, then the time of their actual happening will be the same as now, except that over the greater portion of the State something will be gained by their being really a little earlier in the day. Such a change as this would undoubtedly be accompanied by a little friction at first, and it could not be at once accomplished without some patience and persistence on the part of all concerned. There can be no doubt but that the advantages to be secured by the use of central time far outweigh the temporary inconvenience incident to its adoption. It appears quite certain that, willing or unwilling, we shall sooner or later be driven to accept it, for a reform as important and as comprehensive as is this can not be arrested by merely local opposition, arising from personal prejudice. The people of Ohio have not been slow in the advocacy or adoption of reformatory measures, and as this is a movement through the success of which all will be benefited, it is to be hoped that thoughtful men will exert themselves whenever opportunity offers to secure the adoption of the new system by the people generally. Until this is accomplished we are likely to have a confusion of "times" which cannot fail to give rise to serious inconvenience and to be sometimes productive of results which are disastrous, rather than uncomfortable; for we have lost the unifying influence of the old Columbus standard and it must now be central time or an indefinite and almost infinite variety.

NAME OF ROAD, OWN AND OPERATOR OF OHIO RAILROADS.

[From the report of Hon. H. Sabine, Commissioner of Railroads and Telegraphs for 1863]

Name of Road.	Name of Owner.	Name of Operator.
Alliance, Niles and Ashtabula Railroad.....	Alliance, Niles and Ashtabula Railroad Company.....	Pennsylvania Company.
Ashtabula and Pittsburgh Railway.....	Ashtabula and Pittsburgh Railway Company.....	Pennsylvania Company.
Baltimore and Ohio and Chicago Railroad	Baltimore and Ohio and Chicago Railroad Company.....	Baltimore and Ohio Railroad Company.
Bellaire, Zanesville and Cincinnati Rail- way.....	Bellaire, Zanesville and Cincinnati Rail- way Co.....	Bellaire, Zanesville and Cincinnati Railroad Co.
Bowling Green Railroad.....	Wm. A. Wiggins and Associates.....	Wm. A. Wiggins and Associates.
Buffalo, Baltimore and Ohio Railroad.....	Buffalo, Baltimore and Ohio Railroad Company.....	Not in operation.
Central Ohio Railroad.....	Central Ohio Railroad Company as reorganized.....	Baltimore and Ohio Railroad Company.
Chagrin Falls and Southern Railroad.....	Chagrin Falls and Southern Railroad Company.....	Chagrin Falls and Southern Railroad Company.
Chicago and Atlantic Railway.....	Chicago and Atlantic Railway Company.....	Chicago and Atlantic Railway Company.
Chicago and Canada Southern Railroad.....	Chicago and Canada Southern Railway Company.....	Lake Shore and Michigan Southern Railway Co.
Chicago and Hocking Valley Railroad.....	Chicago and Hocking Valley Railroad Company.....	Not in operation.
Chicago, St. Louis and Pittsburgh Rail- road.....	Chicago, St. Louis and Pittsburgh Railroad Company.....	Chicago, St. Louis and Pittsburgh Railroad Co.
Cincinnati, Atlantic and Columbus Rail- road.....	Cincinnati, Atlantic and Columbus Railroad Co.....	Not in operation.
Cincinnati, Columbus and Hocking Val- ley Railway.....	Cincinnati, Columbus and Hocking Valley Ry Co.....	Cincinnati, Columbus and Hocking Valley Ry Co.
Cincinnati and Eastern Railway.....	Cincinnati and Eastern Railway Company.....	Cincinnati and Eastern Railway Company.
Cincinnati, Georgetown and Portsmouth Railroad.....	Cincinnati, Georgetown and Portsmouth Railroad Co.....	Cincinnati, Georgetown and Portsmouth Railroad Co.
Cincinnati, Hamilton and Dayton Rail- road.....	Cincinnati, Hamilton and Dayton Railroad Company.....	Cincinnati, Hamilton and Dayton Railroad Co.
Cincinnati, Hamilton and Indianapolis Railroad.....	Cincinnati, Hamilton and Indianapolis Railroad Co.....	Cincinnati, Hamilton and Indianapolis Railroad Co.
Cincinnati, Hocking Valley and Hunting- ton Railroad.....	Cincinnati, Hocking Valley and Huntington R. R. Co.....	Not in operation.
Cincinnati, Indianapolis, St. Louis and Chicago Railway.....	Cincinnati, Indianapolis, St. Louis and Chicago Ry Co.....	Cincinnati, Indianapolis, St. Louis and Chicago Ry Co.
Cincinnati and Muskingum Valley Rail- way.....	Cincinnati and Muskingum Valley Railway Co.....	Pittsburgh, Cincinnati and St. Louis Railway Co.
Cincinnati, Richmond and Chicago Rail- road.....	Cincinnati and Ohio River Railway Company.....	Not in operation.
Cincinnati, Sandusky and Cleveland Rail- road.....	Cincinnati, Richmond and Chicago Railroad Co.....	Cincinnati, Richmond and Chicago Railroad Co.
Cincinnati and Springfield Railroad.....	Cincinnati, Sandusky and Cleveland Rail- road Co.....	Indiana, Bloomington and Western Railway Co.
Cincinnati Southern Railway.....	Cincinnati and Springfield Railway Company.....	Cleveland, Columbus, Cincinnati and Indianapolis Railway Co.
Cincinnati, Van Wert and Michigan Rail- road.....	City of Cincinnati.....	Cincinnati, New Orleans and Texas Pacific Ry Co.
Cincinnati, Washington and Baltimore Railroad.....	Cincinnati, Van Wert and Michigan Railroad Co.....	Cincinnati, Van Wert and Michigan Railroad Co.
Cincinnati and Westwood Railroad.....	Cincinnati, Washington and Baltimore Railroad Co.....	Cincinnati, Washington and Baltimore Railroad Co.
	Cincinnati and Westwood Railroad Company.....	Cincinnati and Westwood Railroad Co.

NAME OF ROAD, OWNER AND OPERATOR OF RAILROADS IN OHIO.—Continued.

Name of Road.	Name of Owner.	Name of operator.
Cincinnati, Wheeling and New York Railroad	Cincinnati, Wheeling and New York Railroad Co.	Cincinnati, Wheeling and New York Railroad Co.
Cleveland, Columbus, Cincinnati and Indianapolis Railway	Cleveland, Columbus, Cincinnati and Indianapolis Railway Company	Cleveland, Columbus, Cincinnati and Indianapolis Railway Co.
Cleveland, Delphos and St. Louis Railroad	Cleveland, Delphos and St. Louis Railroad Company	Cleveland, Delphos and St. Louis Railroad Co.
Cleveland, Lorain and Wheeling Railroad	Cleveland, Lorain and Wheeling Railroad Company	Cleveland, Lorain and Wheeling Railroad Co.
Cleveland and Mahoning Valley Railway	Cleveland and Mahoning Valley Railway Co.	New York, Pennsylvania and Ohio Railroad Co.
Cleveland and Marietta Railroad	Cleveland and Marietta Railroad Co.	Cleveland and Marietta Railroad Co.
Cleveland, Mt. Vernon and Delaware Railroad	Cleveland, Mt. Vernon and Delaware Railroad Co.	Receiver, Pennsylvania Co.
Cleveland and Pittsburgh Railroad	Cleveland and Pittsburgh Railroad Company	Pennsylvania Co.
Cleveland, Tuscarawas Valley and Wheeling R'y Co.	Cleveland, Tuscarawas Valley and Wheeling R'y Co.	Receiver till Feb. 16 (sold to C. L. & W. R. R. Co.)
Cleveland, Youngstown and Pittsburgh Railroad	Cleveland, Youngstown and Pittsburgh Railroad Co.	Cleveland, Youngstown and Pittsburgh R'y Co.
College Hill Railroad	College Hill Railroad Company	College Hill Railroad Co.
Columbus, Chicago and Indiana Central Railroad	Columbus, Chicago and Indiana Central Railroad Co.	Pittsburgh, Cincinnati and St. Louis R'y Co. (till March 31, 1883.)
Columbus and Cincinnati Midland Railroad	Columbus and Cincinnati Midland Railroad Co.	Not in operation.
Columbus and Eastern Railroad	Columbus and Eastern Railroad Company	Not in operation.
Columbus, Hocking Valley and Toledo Railroad	Columbus, Hocking Valley and Toledo Railroad Co.	Columbus, Hocking Valley and Toledo Railroad Co.
Columbus and Maysville Railway Company	Columbus and Maysville Railway Company	Cincinnati and Eastern Railway Company.
Columbus, Springfield and Cincinnati Railroad	Columbus, Springfield and Cincinnati Railroad Co.	Indiana, Bloomington and Western Railway Co.
Columbus and Xenia Railroad	Columbus and Xenia Railroad Company	Pittsburgh, Cincinnati and St. Louis Railway Co.
Conotton Valley Railway	Conotton Valley Railway Company	Conotton Valley Railway Co.
Dayton and Michigan Railroad	Dayton and Michigan Railroad Company	Cincinnati, Hamilton and Dayton Railroad Co.
Dayton and Union Railroad	Dayton and Union Railroad Company	Dayton and Union Railroad Co.
Harrison Branch Railroad	Harrison Branch Railroad Company	Cincinnati, Indianapolis, St. Louis and Chicago R'y Co
Indiana, Bloomington and Western Railway	Indiana, Bloomington and Western Railway Co.	Indiana, Bloomington and Western Railway Co.
Lake Erie and Western Railway	Lake Erie and Western Railway Company	Lake Erie and Western Railway Co.
Lake Erie, Wooster and Muskingum Valley Railway	Lake Erie, Wooster and Muskingum Valley R. R. Co.	Not in operation.
Lake Shore and Michigan Southern Railroad	Lake Shore and Michigan Southern Railway Co.	Lake Shore and Michigan Southern Railway Co.
Lawrence Railroad	Lawrence Railroad Company	Pennsylvania Co.
Little Miami Railroad	Little Miami Railroad Company	Pittsburgh, Cincinnati and St. Louis Railway Co.
Mahoning Coal Railroad	Mahoning Coal Railroad Company	Lake Shore and Michigan Southern Railway Co.
Marietta and Cincinnati Railroad	Marietta and Cincinnati Railroad Company	Receiver (till December 31, 1882.)
Martin's Ferry and Bellefleur Railway	Martin's Ferry and Bellefleur Railway Company	Not in operation.
Massillon and Cleveland Railroad	Massillon and Cleveland Railroad Company	Pennsylvania Co.
Michigan and Ohio Railway	Michigan and Ohio Railway Company	Not in operation.

Mt. Gleed Short Line Railroad.....	Mt. Gleed Short Line Railroad Company.....	Cleveland, Columbus, Cincinnati and Indianapolis Railway Co. Not in operation.
Muskingum County Railway.....	Muskingum County.....	Baltimore and Ohio Railroad Co.
Newark, Somerset and Stralville Rail- road.....	Newark, Somerset and Stralville Railroad Co.....	New York, Chicago and St. Louis Railway Co.
New York, Chicago and St. Louis Rail- way.....	New York, Chicago and St. Louis Railway Company.....	New York, Lake Erie and Western Railway Co. (from April 30, 1885.)
New York, Pennsylvania and Ohio Rail- road.....	New York, Pennsylvania and Ohio Railroad Co.....	New York, Pennsylvania and Ohio Railroad Co. (till April 30, 1885.)
New York, Pennsylvania and Ohio Rail- road.....	New York, Pennsylvania and Ohio Railroad Co.....	New York, Pittsburgh and Chicago Railway Co. Pennsylvania Co.
North-Western Ohio Railway.....	North-Western Ohio Railway Co.....	Ohio Central Railroad Co.
Ohio Central Railroad.....	Ohio Central Railroad Company.....	Receiver.
Ohio and Mississippi Railway.....	Ohio and Mississippi Railway Company.....	Not in operation.
Ohio Southern Railroad.....	Ohio Southern Railroad Company.....	Paulding and Cecil Railway Co.
Ohio Valley Railway.....	Ohio Valley Railway Company.....	Pittsburgh, Cincinnati and St. Louis Railway Co.
Paulding and Cecil Railway.....	Paulding and Cecil Railway Company.....	Not in operation.
Pittsburgh, Cincinnati and St. Louis Rail- road.....	Pittsburgh, Cincinnati and St. Louis Railway Co.....	Pennsylvania Co.
Pittsburgh, Cleveland and Toledo Rail- road.....	Pittsburgh, Cleveland and Toledo Railroad Company.....	Pittsburgh and Lake Erie Railroad Co.
Pittsburgh, Ft. Wayne and Chicago Rail- way.....	Pittsburgh, Ft. Wayne and Chicago Railway Co.....	Not in operation in Ohio.
Pittsburgh and Lake Erie Railroad.....	Pittsburgh and Lake Erie Railroad Company.....	Rocky River Railroad Co. Jas. Farmer.
Pittsburgh and Western Railroad.....	Pittsburgh and Western Railroad Company.....	Raltimore and Ohio Railroad Co.
Rocky River Railroad.....	Rocky River Railroad Company.....	Scioto Valley Railway Co.
Raineville Branch Railroad.....	Raineville Branch Railroad Company.....	Not in operation.
Randusky, Mansfield and Newark Rail- road.....	Randusky, Mansfield and Newark Railroad Co.....	St. Clairsville Co.
Scioto Valley Railway.....	Scioto Valley Railway Company.....	St. Clairsville Railway Co.
Sharpville and Lake Shore Railroad.....	Sharpville and Lake Shore Railroad Company.....	Toledo, Ann Arbor and Grand Trunk Railway Co.
St. Clairsville and Northern Railway.....	Village of St. Clairsville.....	Michigan Central Railroad Co.
St. Clairsville Railway.....	St. Clairsville Railway Company.....	Toledo, Cincinnati and St. Louis Railroad Co. P. Dowling, contractor.
Toledo, Ann Arbor and Grand Trunk Railway.....	Toledo, Ann Arbor and Grand Trunk Railway Co.....	Valley Railway Co.
Toledo, Canada Southern and Detroit Railway.....	Canada Southern Railway Company.....	Wabash, St. Louis and Pacific Railway Co.
Toledo, Cincinnati and St. Louis Railroad.....	Toledo, Cincinnati and St. Louis Railroad Company.....	Wheeling and Lake Erie Railroad Co.
Toledo and Indianapolis Railway.....	Toledo and Indianapolis Railway Company.....	
Valley Railway.....	Valley Railway Company.....	
Wabash, St. Louis and Pacific Railway.....	Wabash, St. Louis and Pacific Railway Company.....	
Wheeling and Lake Erie Railway.....	Wheeling and Lake Erie Railroad Company.....	

SUMMARY OF RAILROAD MILEAGE IN COUNTIES.

Counties.	Single track.			Double track.	Sidings, etc.	Total rail.
	Main line.	Branches.	Total.			
Adams	24.88		24.88		1.5	26.38
Allen	101.872		101.872		20.216	122.088
Ashland	29.038		29.038		5.792	34.830
Ashtabula	92.473	33.13	125.603	27.78	41.193	197.576
Athens	89.79	7.21	97.	2.78	21.87	121.65
Auglaize	28.91	10.11	39.02		3.636	42.656
Belmont	115.93		115.93		22.34	138.27
Brown	25.99		25.99		.74	26.73
Butler	75.397		75.397	5.12	13.2	93.717
Carroll	42.458		42.458		8.38	50.838
Champaign	78.096		78.096		14.675	92.771
Clarke	112.156		112.156		15.583	127.739
Clermont	51.35	11.85	63.2	6.15	3.41	72.76
Clinton	52.62	11.1	63.72		6.32	70.04
Columbiana	74.704		74.704	1.64	21.26	98.004
Coshocton	40.907		40.907		4.1	45.007
Crawford	66.998		66.998	5.356	30.139	102.493
Cuyahoga	140.17		140.17	51.98	142.33	334.18
Darke	114.57		114.57		12.3	126.87
Defiance	41.59		41.59		12.59	57.18
Delaware	71.78		71.78		11.03	82.81
Erle	83.19	11.72	94.91	.06	46.23	141.2
Fairfield	85.99		85.99	3.98	18.96	103.93
Fayette	52.85		52.85		2.65	55.5
Franklin	140.44		140.44	5.15	61.01	20.69
Fulton	5.98	24.49	30.47		6.04	36.51
Gallia	30.91		30.91		2.11	33.02
Geauga	23.34		23.34		1.44	24.78
Greene	50.343	11.23	61.573		6.846	68.419
Guernsey	49.17	.45	49.62		7.03	56.65
Hamilton	148.837	3.03	151.867	43.915	91.798	286.573
Hancock	87.59	11.22	98.81		7.19	1.06
Hardin	79.122		79.122		11.867	90.989
Harrison	39.25	7.30	47.05		6.23	53.28
Henry	43.902		43.902		9.866	54.768
Highland	36.42	10.34	46.76		3.82	50.58
Hocking	31.96	25.14	57.10	4.	19.26	80.36
Holmes	38.804		38.804		5.901	44.705
Huron	103.45		103.45		30.55	134.
Jackson	24.70	29.52	54.22		11.20	65.42
Jefferson	62.12		62.12	.46	12.79	75.37
Knox	64.18		64.18		8.59	72.77
Lake	66.01		66.01	28.5	18.33	112.84
Lawrence	11.	1.58	12.58		3.1	15.68
Licking	120.58		120.58		81.98	152.16
Logan	51.56		51.56		6.76	58.32
Lorain	115.73		115.73	20.17	44.57	180.47
Lucas	66.645	23.31	90.455	5.43	105.123	201.053
Madison	42.59		42.59		3.6	46.19
Mahoning	66.825	7.15	73.975	11.025	12.046	87.046
Marion	94.928		94.928		16.33	111.258
Medina	28.17		28.17		2.25	30.42
Melgs	42.151	1.41	43.561		12.393	54.454
Mercer	25.3		25.3		2.3	27.6
Miami	66.517		66.517		14.4	80.917
Monroe	30.		30.		.63	30.63
Montgomery	70.759	5.5	76.259		31.07	107.329
Morgan						
Morrow	51.158		51.158		3.27	54.428
Muskingum	73.4		73.4		19.25	92.65
Noble	23.02		23.02		1.41	24.43
Nottawa	61.473		61.473	4.15	17.85	83.473
Paulding	60.44		60.44		7.65	68.09
Perry	74.51	1.89	76.4		25.42	101.82
Pickaway	46.51		46.51		4.63	51.14
Pike	33.2		33.2		2.4	35.6
Portage	76.485		76.485		18.396	94.881
Preble	50.22		50.22		3.683	53.903
Putnam	64.23		64.23		40.16	104.39
Richland	111.893		111.893	12.51	25.661	150.039
Ross	91.98		91.98		15.06	107.03

SUMMARY OF RAILROAD MILEAGE IN COUNTIES—Continued.

Counties.	Single track.			Double track.	Sidings, etc.	Total rail.
	Main line.	Branches.	Total.			
Sandusky	118.84		118.84		17.896	136.736
Scioto	38.45	23.46	61.91		6.89	68.8
Seneca	147.223		147.223		19.665	166.888
Shelby	43.544		43.544		6.441	49.985
Stark	169.287		169.287	.47	38.259	207.966
Summit	100.036	.782	100.818		27.759	128.577
Trumbull	127.11	1.89	129.001		17.442	146.443
Tuscarawas	118.147		118.147		27.192	145.339
Union	54.829		54.829		7.363	62.192
Van Wert	65.98		65.98		7.154	73.134
Vinton	58.46	.87	59.33		9.17	68.5
Warren	62.721		62.721	4.	7.519	74.24
Washington	85.55	11.09	96.64		7.14	103.78
Wayne	110.892	.458	111.35		22.311	133.661
Wood	27.5	24.3	51.8		4.37	56.17
Williams	162.755		162.755	6.13	17.877	186.742
Wyandot	66.342	4.29	70.632		9.623	80.255
Totals	(a f) 6,005.053	(f b) 318.82	(f c) 6,321.873	(f) 249.906	(f d) 1,491.419	(b e) 8,063.198

NOTE.—Difference between this table and table III.

(a) Main line, add C. & M. V.	124.868	not reported by counties.
Westernman	.815	" "
McComb, Deshler & Toledo	8.75	" "
Salineville Branch	8.5	" "
T. C. & St. L.	42.84	" "
Ohio Southern	4.57	more than were reported by counties.
Total	575.171	
Main line	6,005.053	
Subtract C. S. & C.	6,580.224	too much reported by counties.
	.04	
Little Miami	6,580.144	in table III, reported as branch.
	53.87	
Harrison Branch	6,524.274	in table III, reported as branch.
	7.01	
	6,517.264	same as table III.
(b) Branches, add Little Miami	55.87	put as branch in table III.
Harrison Branch	7.01	" "
Columbus & Maysville	.54	as siding in this table, as branch in table III.
Total	63.42	
Branches	318.82	
	380.24	same as in table III.
(c) Main line and branches, add	575.171	not reported by counties.
	.54	reported as siding hereby Col. & M.
	575.711	
Main line and branches	6,321.873	
	6,497.584	
Subtract	.04	too much reported by counties by C. S. & C.
	6,497.504	same as in table III.
(d) Sidings, subtract	.54	reported as branch in table III.
Subtract	41.8	not reported in table III.
"	22.75	" "
"	.79	too much reported here by Ohio So.
	65.88	
Sidings	1,491.419	
	1,425.539	same as in table III.

(e) Entire line, subtract..... 41.8 sidings not reported by W. St. L. & P.
 22.75 " " " " C. S. & C.
 .79 too much counted.
 .08 " " "

65.42
 8,063.198

Add 7,997.778
 575.171 not reported by counties.

8,572.949 same as in table III.

(f) The mileage will be, counting as main line all that is designated by a change of name, treating all companies the same in that regard, counting sidings as they have been reported heretofore, as follows:

Main line.....	6,579.144
Branches.....	317.36
Total.....	6,897.504
Double track.....	248.906
Sidings.....	1,559.142
Total.....	8,706.552

RAILROAD STATISTICS.

669

CAPITAL STOCK JUNE 30, 1883.

Name.	Amount authorized.	Amount paid in.		Per mile.		Proportion for Ohio.	
		Y. & P. R. Co.	Included in C.	Miles.	Amount.	Miles.	Amount.
Alliance and Lake Erie R. Co.	\$12,000,000	\$1,503,450	750,000	392.6	85,725 25	110.31	8831,552 32
Baltimore and Ohio R. Co.	3,000,000	2,859,150	40,000	137.29	20,828 45	137.29	2,859,150 00
Central Ohio R. Co. (lease)	1,073,000	1,073,000	44	44	28,329 32	44	1,028,420 00
Newark, Mansfield and Stratsville R. R. (lease)	1,100,000	1,074,882	116.25	116.25	9,246 73	116.25	1,074,882 00
Bandukey, Mansfield and Newark R. R. (lease)	500,000	1,784,988 85	42	42	3,988 08	42	173,498 85
Bellvue Green R. R. (lease)	750,000	750,000	(d)	(d)	(d)	(d)	7,580 00
Baltimore and Ohio R. Co.	40,000	27,050 00	6	6	5,410 00	6	27,050 00
Chertola, Baltimore and Southern R. R. Co.	20,000,000	9,429,500 00	249.1	(d)	37,845 46	99.3	3,370,028 61
Chicago and Atlantic Ry Co.	10,000,000	(b)	(k)	(k)	(b)	(k)	(b)
Chicago and Musking Valley Ry Co.	2,000,000	660,000 00	28	28	20,000 00	28	660,000 00
Cincinnati, Atlantic and Columbus R. R. Co.	3,000,000	395,900 00	98	98	3,937 00	98	395,900 00
Cincinnati, Columbus and Hoeking Valley Ry Co.	3,000,000	60,440 00	18.7	18.7	3,230 00	18.7	60,440 00
Columbus and Marysville R. R. (temporary lease)	500,000	113,420 00	34	34	3,333 00	34	113,450 00
Cincinnati, Georgetown and Portsmouth R. R. Co.	4,500,000	8,431,100 00	60	60	65,518 88	60	3,931,100 00
Cincinnati, Hamilton and Indianapolis R. R. stock ownership	2,781,079 30	281,079 30	96.2	96.2	2,868 42	19.5	56,054 19
Cincinnati, Richmond and Chicago R. R. (lease)	392,000 00	387,000 00	36.55	36.55	10,028 06	36.55	382,000 00
Dayton and Michigan R. R. (lease)	6,200,000 00	8,614,349 72	140.714	(c)	25,866 78	140.714	8,614,349 72
Cincinnati, Hoeking Valley and Huntington R. Co.	7,000,000 00	7,080,000 00	103	103	39,443 29	20.6	904,643 12
Cincinnati, Indianapolis, St. Louis and Chicago Ry Co.	200,000 00	261,000 00	7.01	7.01	23,008 45	7.01	180,905 21
Harrison Branch R. R.	3,000,000 00	3,000,000 00	338	338	9,928 58	1.015	9,062 51
Cincinnati, New Orleans and Texas Pacific Ry Co.	6,000,000 00	(d)	(k)	(k)	(d)	(k)	(d)
Cincinnati and Ohio River Ry.	2,000,000 00	1,200,000 00	32	32	37,500 00	32	7,200,000 00
Cincinnati, Van Wert and Michigan R. R. Co.	31,000,000 00	18,682,500 00	280.84	280.84	66,345 60	280.84	18,682,500 00
Cincinnati, Washington and Baltimore R. R. Co. From February 1, 1883.	100,000 00	100,000 00	5.63	5.63	10,000 00	5.63	100,000 00
Cincinnati and Westwood R. R. Co.	10,000,000 00	370,432 68	12.75	12.75	30,059 70	12.75	370,432 68
Cincinnati, Wheeling and New York R. R. Co.	10,000,000 00	11,900,000 00	301.15	301.15	35,323 68	301.15	11,751,052 07
Cleveland, Columbus, Cincinnati and Indianapolis Ry Co.	5,000,000 00	1,100,000 00	48.05	48.05	22,862 00	48.05	1,100,000 00
Cincinnati and Springfield Ry. (lease)	1,000,000 00	80,000 00	31.00	31.00	1,142 32	31.00	80,000 00
Dayton and Union R. R. stock ownership	500,000 00	35,000 00	2	2	1,000 00	45	55,000 00
St. Glenn Short Line R. R. (lease)	500,000 00	35,000 00	45	45	1,000 00	45	55,000 00
Cleveland, Brighton and St. Louis Ry Co. From Feb. 15	500,000 00	5,000,000 00	158.5	158.5	8,321 23	158.5	5,000,000 00
Cleveland and Marietta R. R. Co.	100,000 00	1,000,000 00	143.85	143.85	1,753 00	143.85	1,547,000 00
Cleveland, Mt. Vernon and Inletway R. R. Receiver, till February 15.	5,000,000 00	1,700,000 00	158.5	158.5	12,303 65	158.5	1,700,000 00
Cleveland, Tuscarawas Valley and Wheeling Ry. Receiver till February 15.	1,000,000 00	1,211,500 00	25	25	7,643 58	25	1,211,500 00
Cleveland, Youngtown and Pittsburgh Ry Co.	1,000,000 00	1,000,000 00	25	25	40,000 00	25	1,000,000 00

CAPITAL STOCK JUNE 30.—Continued.

Name	Amount authorized.	Amount paid in.	Per mille.		Proportion for Ohio.	
			Miles.	Amounts.	Miles.	Amounts.
College Hill R. R. Co.	\$300,000 00	\$88,000 00	6.	\$1,353 33	6.	\$88,000 00
Columbus, Hoeking Valley and Toledo R'y Co.	20,000,000 00	10,316,500 00	309.54	88,328 49	209.54	10,316,500 00
Columbus and Cincinnati Midland R. R. Co.	2,000,000 00	(k)	71.	(k)	71.	(j)
Conotton Valley R'y Co.	6,000,000 00	5,885,850 00	160.1	36,700 00	160.1	5,885,850 00
Indiana, Bloomington and Western R'y Co.	10,000,000 00	10,000,000 00	342.	29,239 76	60.72	1,775,438 23
Cincinnati, Sandusky and Cleveland R. R. (lease)	6,000,000 00	4,144,600 00	169.76	26,181 67	169.76	4,144,600 00
Columbus, Springfield and Cincinnati R. R. (lease to Cin. San. and Cleveland)	1,000,000 00	1,000,000 00	44.87	22,837 75	44.87	1,000,000 00
Ohio Southern R. R. (stock ownership)	4,000,000 00	3,840,000 00	118.	32,642 30	118.	3,840,000 00
Leake Erie and Western R'y Co.	7,700,000 00	7,700,000 00	398.91	19,800 00	147.98	2,944,480 00
Lake Erie, Wooster and Muskingum Valley R'y Co.	50,000,000 00	(l)	(l)	(l)	(l)	(l)
Lake Shore and Michigan Southern R'y Co.	50,000,000 00	50,000,000 00	1,244.91	48,783 35	377.41	18,411,374 12
Chicago and Canada Southern R'y Co.	2,067,400 00	2,067,400 00	67.6	30,458 64	67.6	183,876 96
Chicago and Canada Southern R'y (stock ownership)	1,500,000 00	1,573,000 00	43.05	31,893 15	43.05	1,373,000 00
Marengo and Cincinnati R. R. (receivers till Feb. 1, 1883; sold to C. W. and B. J.)	(h) (i) 14,000,000 00	(h) (i) 4,000,000 00	(h) (i) 275.30	(h) (i) 50,753 02	(h) (i) 275.30	(h) (i) 14,000,000 00
Baltimore Short Line R'y (special agreement)	(h) (i) 1,240,000 00	(h) (i) 1,244,480 00	(h) (i) 30.33	(h) (i) 41,081 45	(h) (i) 30.33	(h) (i) 1,244,480 00
Cincinnati and Baltimore R'y (special agreement)	(h) (i) 1,250,000 00	(h) (i) 1,247,465 00	(h) (i) 5.80	(h) (i) 215,073 45	(h) (i) 3.80	(h) (i) 1,247,465 00
Cincinnati Central R. R. Co.	60,000 00	52 00	0.83	7 50	0.83	52 00
Toledo, Canada Southern and Detroit R'y (agreement)	2,000,000 00	1,647,862 50	65.87	27,704 13	8.60	288,229 71
Michigan and Ohio R'y Co.	15,000,000 00	14,900 00	400.	37 25	260.	9,085 00
New York, Chicago and St. Louis R'y Co.	50,000,000 00	50,000,000 00	512.54	97,553 36	240.13	23,425,488 34
New York, Lake Erie and Western R'y Co.						
New York, Pennsylvania and Ohio R. R. (lease from April 30, 1883)	45,000,000 00	44,999,350 00	424.46	104,839 07	249.05	26,109,428 23
Cleveland and Mahoning Valley R'y (lease to N. Y., P. and O. R. Co.)	2,758,200 00	2,758,200 00	(f)	22,868 87	(f)	2,758,200 00
New York, Pennsylvania and Ohio R. R. Co. (til April 30; leased to N. Y., L. E. and W.) (See above)						
Cleveland and Mahoning Valley R'y (lease). (See above)						
New York, Pittsburg and Chicago R'y Co.	7,000,000 00	102,700 00	284.	488 83	169.	69,789 87
Ohio Central R. R. Co.	22,000,000 00	22,000,000 00	321.1	68,514 48	263.6	18,040,416 93
Ohio and Mississippi R'y. (Receiver)	25,000,080 00	24,030,000 00	383.	61,145 00	19.52	1,183,560 00
Ohio Valley R'y Co.	1,000,000 00	72,066 41	25.	2,066 41	25.	172,066 41
Painesville and Youngstown R'y. (Receiver)	2,200,000 00	(h)	(h)	(h)	(h)	(h)
Paulding and Cecil R'y Co.	25,000 00	13,250 00	6.4	2,072 30	6.4	13,250 00
Pennsylvania Company	500,000 00	375,000 00	24.9	15,460 03	24.9	375,000 00
Alliance, Niles and Ashtabula R. R. (temporary arrangement)	1,700,000 00	1,654,591 58	62.804	26,488 28	62.804	1,654,591 58
Ashtabula and Pittsburg R. R. (lease)	11,250,854 00	11,246,243 13	197.66	56,896 80	182.73	10,896,770 64
Cleveland and Pittsburg R. R. (lease)	500,000 00	450,000 00	22.04	20,417 43	12.68	268,862 86
Lawrence R. R. (lease)	200,000 00	195,650 00	12.23	15,997 54	12.23	195,650 00
Massillon and Cleveland R. R. (lease)						

	2,000,000 00	2,000,000 00	(m)	79.	26,316 45	(m)	79.	2,000,000 00
North-Western Ohio R'y (lease)	2,000,000 00	2,000,000 00	(m)	468.	60,073 26	(m)	251.65	15,117,455 95
Pittsburgh, Ft. Wayne and Chicago R'y (lease)	28,114,255 71	28,114,255 71		190.96	42,321 43		154.16	6,063,557 37
Pittsburgh, Cincinnati and St. Louis R'y (o)	18,500,000 00	8,437,200 00	(m)	580.5	51,079 59		185.9	7,013,356 28
(Chicago, St. Louis and Pittsburgh stock ownership, 3 mos.)	30,000,000 00	3,000,000 00		14.45	29,927 05		54.74	8,997,320 00
Cincinnati and Muckign Valley R'y (lease)	4,000,000 00	3,998,320 00		54.74	32,680 62			1,796,200 00
Columbus and Xenia R. R. (lease)	1,800,000 00	1,796,200 00						1,796,200 00
Columbus, Chicago and Indiana Central R'y (8 months, sold to C. St. L. and P.)	15,000,000 00	14,377,391 45	(h)(f)	592.	24,708 42	(h)(f)	188.	3,359,665 12
Little Miami R. R. (lease)	5,000,000 00	4,837,330 00	(h)	100.	46,373 00	(h)	100.	4,837,330 00
Pittsburgh, Cleveland and Toledo R. R. Co.	3,000,000 00	2,050,000 00		70.35	29,140 01		9.2	298,068 09
Pittsburgh and Lake Erie R. R. Co.	2,050,000 00	6,000,000 00		107.28	55,944 05			
Pittsburgh and Western R. R. Co.	6,000,000 00	75,862 75		6.53	18,718 40			75,862 75
Rocky River R. R. Co.	80,000 00			37.0				
Mellinville Branch R. R.								
Metton Valley R'y	1,000,000 00	128.1		128.1	17,005 28		128.1	2,093,350 00
Mellinville and Lake Shore R. R. Co.	250,000 00	14,488	(k)	14,488	(j)	(d)		(j)
St. Clairville Co.	5,000 00	6,000 00		3.6			3.6	6,000 00
St. Clairville and Northern R'y								
St. Clairville R'y Co.	30,000 00	13,000 00		6.66	1,954 89		6.65	13,000 00
Toledo, Ann Arbor and Grand Trunk R'y Co.	1,900,000 00	1,800,000 00		61.	31,147 54		3.	153,737 70
Toledo, Cincinnati and St. Louis R. R. Co. (d)								
Toledo and Indianapolis R'y Co.	2,000,000 00	800,000 00		41.5	15,068 24		41.5	800,000 00
Valley Highway Co.	6,000,000 00	1,192,914 07	(o)	76.	14,357 28		103.5	1,192,914 07
Wabash, St. Louis and Pacific R'y Co.	50,000,000 00	50,000,000 00		3,482.4			170.	1,481,428 48
Wheeling and Lake Erie R. R. Co.	6,500,000 00	4,590,000 00		170.	27,000 00			4,590,000 00
Totals	\$928,950,019 01	\$487,929,101 45		14,832,907			7,267,413	\$250,753,376 17

(a) B. G. Co. has made no report for several years.
 (b) Unable to answer these questions now, since they can be answered only after the Court's arbitration is completed.
 (c) No stock paid in, since it is conditional on the building of road by contractor, which is to receive stock when done.
 (d) Not reported.
 (e) The C. C. G. and I. operate 80.2 miles, 32.15 miles having been leased previously by Cincinnati and Springfield R. R. Co.
 (f) Fifteen miles of D. and W. (L. M.) are operated under lease.
 (g) No capital stock.
 (h) From report of 1882.

(i) Should not be counted in total for this table.
 (j) None paid in.
 (k) Not counted in average for paid-up per mile, it being only the pro- posed length.
 (l) N. Y., P. and O. operating, re. ort 124,908 miles; all in Ohio.
 (m) Pennsylvania (Co. reports 78,983 miles under lease.
 (n) This is amount given in balance sheet, with note saying "subject to correction."
 (o) The Co. reports only 75.45 miles in operation, and only 73 miles which have earned anything.

NOTE TO CAPITAL STOCK.—Continued.

<i>Difference between mileage reporting capital stock, and that reporting debt.</i>		<i>Difference between mileage reporting capital stock and that reporting stock</i>	
Entire line.	In Ohio.	Entire line.	In Ohio.
<i>Additions to capital stock:</i>			
B. Z. and Cin.....	59	59	59
Bowling Green.....	5.5	5.5	4.06
C. I. St. L. and C.....	.04	.04	3.5
Harrison Branch.....	1	1	96.56
Ohio and Miss.....	228.2	228.2	141.04
N. and L. E.....	63,333	63,333	44.48
	851,433	127,873	7,267,413
<i>Subtractions from capital stock:</i>			
Cin. Al. and Col.....	89	89	7,811,893
Cin. and Ohio River.....	160	160	
Col. and Cin. Midland.....	71	71	
Martin's Ferry and Bellairs.....	6.93	6.93	
Sharpsville and L. S.....	14,438	14,438	
St. C. and N.....	3.6	3.6	
Salineville Branch.....	3.5	3.5	
Toledo and Indianapolis.....	41.5	41.5	
Ohio Valley.....	25	25	
Lawrence.....	4.06	4.06	
C. I. St. L. and C.....	2.57	2.57	
	421,588	404,700	
	851,433	127,873	
Net subtractions	70,160	276,917	
Mileage reporting capital stock	14,852,907	7,267,413	
Mileage reporting debt	14,782,747	6,990,496	
<i>Difference between mileage reporting capital stock and that reporting stock</i>			
<i>Additions to capital stock:</i>			
B. Z. and Cin.....	59	59	59
C. I. St. L. and C.....	228.2	228.2	4.06
Ohio and Miss.....	76.5	76.5	3.5
Pitts. C. and Tol.....	864.2	864.2	96.56
	1,128.9	1,128.9	141.04
<i>Subtractions from capital stock:</i>			
Cin. Atlantic and Col.....	89	89	7,811,893
C. I. St. L. and C.....	2.57	2.57	
Lawrence.....	14,438	14,438	
Salineville Branch.....	3.5	3.5	
	113,568	113,568	
	864.2	864.2	
Net additions	250,697	250,697	
Mileage reporting capital stock	14,852,907	14,852,907	
Mileage reporting stock and debt	15,103,544	15,103,544	
<i>Difference between mileage reporting capital stock and cost.</i>			
<i>Additions to capital stock:</i>			
B. Z. and Cin.....	59	59	59
Bowling Green.....	5.5	5.5	5.5
Muskingum Co. R. R.....	9	9	9
Ohio and Miss.....	223.2	223.2	14,438
Sharpsville and L. S.....			.04
C. I. St. L. and C.....			87,973
	296,700	296,700	
<i>Subtractions from capital stock:</i>			
Cin. Al. and Col.....	100	100	100
Cin. Col. and H. Val.....	.21	.21	.21
Cin. H. Val. and Huntington.....	83	83	83
C. I. St. L. and C.....	2.57	2.57	2.57
Cin. and Ohio River.....	160	160	160
Col. and Cin. Midland.....	71	71	71
N. Y. C. and St. L.....	219.9	219.9	152.9
P. and Y.....	62.3	62.3	62.3
Chi. St. L. and Pitts.....	590.5	590.5	135.9
St. C. and N.....	3.6	3.6	3.6
	1,283.08	1,283.08	778.91
Net subtractions	996,380	996,380	690,937
Miles reporting capital stock	14,852,907	14,852,907	7,267,413
Mileage reporting cost	13,856,527	13,856,527	6,576,476

DEBT, JUNE 30, 1893.

Name.	Funded.		Unfunded.		Total.		Proportion for Ohio.
	Amount.	Per mile.	Amount.	Per mile.	Amount.	Per mile.	
Baltimore and Ohio R. Co.							
Central Ohio R. Co. (stock ownership)	\$7,744,000 00	\$29,449 71	\$4,278,491 77	\$16,294 83	\$12,022,491 77	\$45,744 04	\$5,060,498 56
Newark, Somerset, and Strataville R. R. (lease)	2,500,000 00	18,209 63			2,500,000 00	18,209 63	2,500,000 00
Sandusky, Mansfield, and Newark R. R. (lease)	800,000 00	18,181 81	815,987 89	7,179 28	1,615,987 89	25,361 07	1,115,867 89
Beauregard, Zanesville, and Cincinnati R'y Co.	2,300,000 00	18,764 94	862,020 27	8,114 15	3,162,020 27	22,879 09	2,693,020 27
Bowling Green Railroad, (lease) (a)	100,000 00	9,485 14	78,862 45	1,496 84	1,078,862 45	11,551 84	1,066,862 45
Chagrin Falls and Southern R. R. Co. (a)							
Chicago and Atlantic R'y Co.	6,500,000 00	28,104 41	1,415,984 50	5,986 08	7,915,984 50	31,791 09	2,893,547 53
Chicago and Hoeking Valley R'y Co. (a)							
Cincinnati, Adams, and Columbus R'y Co. (b)	1,120,000 00	40,000 00			1,120,000 00	40,000 00	1,120,000 00
Cincinnati, Columbus, and Hoeking Valley R'y Co.	1,010,000 00	10,306 12	325,850 92	8,325 05	1,335,850 92	13,633 17	1,336,050 92
Cincinnati and Eastern R'y Co.	4,800 00	256 64	49,519 34	3,064 14	54,319 34	78,319 84	78,319 84
Columbus and Maysville R. R. (temporary lease)	10,000 00	294 00	49,445 59	1,454 00	59,445 59	1,748 00	59,445 59
Cincinnati, Georgetown, and Portsmouth R. R. Co.	2,000,000 00	48,416 67	288,402 02	4,808 67	3,188,402 02	53,225 34	3,188,402 02
Cincinnati, Hamilton, and Dayton R. R. Co.	2,500,000 00	28,158 25	1,125,255 50	3,061 46	3,625,255 50	39,917 01	3,188,402 02
Cincinnati, Hamilton, and Indianapolis R. R. Co.	620,000 00	17,582 00	108,855 02	4,108 76	728,855 02	23,986 61	719,782 67
Cincinnati, Richmond, and Chicago R. R. lease.	2,728,000 00	19,898 84	648,518 23	4,108 76	3,376,518 23	23,986 61	3,376,518 23
Dayton and Michigan R. R. lease.							
Dayton, Hoeking Valley, and Huntington R'y Co. (a)							
Cin'y, Ind'y, St. Louis and Chicago R'y Co.	7,488,000 00	42,197 01			7,488,000 00	42,197 00	870,940 00
Harrison Branch R. R. (a)							
Cin'y, New Orleans, and Texas Pacific R'y Co. (a)							
Cincinnati Southern R'y (lease)	18,151,000 00	58,701 19			18,151,000 00	58,701 19	54,506 71
Cincinnati and Ohio River R. R. Co. (a)							
Cincinnati, Van Wert, and Michigan R. R. Co.	800,000 00	30,000 00			800,000 00	30,000 00	800,000 00
Cin'y, Wash., and Balto. R. R. Co. (From Feb. 1, 1893)	1,550,000 00	5,515 80			1,550,000 00	5,515 80	1,550,000 00
Cincinnati and Westwood R. R. Co.	40,000 00	7,104 97			40,000 00	7,104 97	40,000 00
Cincinnati, Wheeling, and New York R. R. Co.							
Cleveland, Columbus, Cin'y, and Indianapolis R'y Co.	7,325,000 00	18,726 83	133,186 41	10,441 62	7,458,186 41	10,441 62	133,186 41
Cleveland, Columbus, and Springfield R'y (lease)	2,051,000 00	58,171 70	3,989,407 84	47,813 36	6,040,407 84	8,578 70	2,680,265 79
Dayton and Union R. R. (stock ownership)	300,200 00	12,597 03	2,287,455 80	47,813 36	2,587,655 80	102,886 58	4,986,455 80
Mc. Gillard Street Line R. R. (lease)	20,200 00	11,750 00	12,422 21	201 90	32,622 21	12,989 02	411,622 21
Cleveland, Delphin and St. Louis R'y Co.	25,200 00	11,750 00			25,200 00	11,750 00	25,200 00
Cin'y, Lorain, and Wheeling R'y Co.	450,000 00	10,000 00	19,015 50	2,069 23	469,015 50	12,069 23	544,015 50
Cleveland and Marietta R. R. Co. (From Feb. 15, 1893)	700,000 00	4,416 40			700,000 00	4,416 40	700,000 00
Cleveland, Mt. Vernon, and Delaware R. R. (rental)	1,000,000 00	10,184 84			1,000,000 00	10,184 84	1,000,000 00
Cleveland, Tuscarawas Valley, and Wheeling R'y Co.	4,412,741 91	30,673 99			4,412,741 91	30,673 99	4,412,741 91
Cincinnati, Youngstown, and Toledo R'y Co.	1,200,000 00	61,877 47	1,611,098,108 81	1,610,928 13	2,811,098,108 81	1,610,928 13	1,610,928 13
Cincinnati, Youngstown, and Toledo R'y Co.	1,000,000 00	64,000 00			1,000,000 00	64,000 00	1,000,000 00
College Hill R. R. Co.	60,000 00	10,000 00	548 75	91 46	60,548 75	10,091 46	60,548 75
Columbus, Hoeking Valley, and Toledo R'y Co.	14,000,000 00	47,844 44	555,546 71	1,794 74	15,213,546 71	49,146 86	15,213,546 71
Columbus and Cincinnati Midland R. R. Co. (a)							

DEBT, JUNE 30, 1888—Continued.

Name.	Funded.		Unfunded.		Total.		Proportion for Ohio.
	Amount.	Per mile.	Amount.	Per mile.	Amount.	Per mile.	
	\$5,725,000 00	\$35,759 00	\$808,000 00	\$5,047 00	\$6,533,000 00	\$40,806 00	
Conotton Valley Ry. Co.	13,627,300 00	30,987 42	(g) 3,171 42	(c)	13,627,300 00	30,987 42	2,428,086 14
Eastern Ohio R. R. (5 mos. sold to C., W., & N. Y. Co.)	2,300,000 00	13,359 68	(g) 3,171 42	(c)	2,165,828 58	12,170 33	2,165,828 58
Indiana and Leontina R. R. (c)	1,000,000 00	22,537 75	(g) 62,083 42	(c)	837,916 58	21,138 53	837,916 58
Indiana, Bloomington, and Western Ry. Co.	3,540,000 00	32,342 30	(c)	(c)	3,540,000 00	32,342 30	3,540,000 00
Cincinnati, Sandusky, and Cincinnati R. R. (lease)	7,727,000 00	19,971 00	377,435 85	1,077 20	8,124,435 85	20,968 20	8,106,783 47
Columbus, Springfield, and Cincinnati R. R. (lease)	4,776,000 00	49,627 92	1,172,397 53	1,143 87	43,854,397 53	44,771 79	16,897,831 27
Ohio Southern R. R. (stock ownership)	2,541,000 00	37,528 75	1,798,442 32	26,604 18	4,339,442 32	64,132 93	289,138 06
Lake Shore and Michigan Southern Ry. Co.	1,900,000 00	34,843 20	363,112 22	8,434 66	1,963,112 22	43,277 87	1,963,112 22
Chi. and Canada South'n Ry. (stock ownership)	(h) 13,303,665 44	(h) 46,219 16	(h) 5,033,148 14	(h) 18,242 65	(h) 18,336,813 58	(h) 66,461 81	(h) 18,336,813 58
Mahoning Coal R. R. (lease)	(h) 1,500,000 00	26,848 04	1,498,171 23	26,815 81	2,998,171 23	53,645 45	481,950 87
Marietta and Cincinnati R. R. (Receivers till February 1, 1888; sold to C., W. & B.)	200,000 00	500 00	39,896 30	99 92	239,896 30	569 99	156,740 00
Baltimore Short Line Ry. (Special agreement)	15,000,000 00	29,266 01	2,719,977 82	5,306 86	17,719,977 82	34,572 87	8,301,968 27
Cincinnati and Bellaire R. R. (a)							
Michigan Central R. R. Co.							
Toledo, Canada Southern and Detroit Ry.							
Michigan and Ohio Ry. Co.							
Muskingum County Ry.—Trustees (c)							
Cincinnati and Baltimore Ry. (Special agreement)							
Martin's Ferry and Bellaire R. R. (a)							
Ohio Southern R. R. Co.							
Ohio and Western Ry. Co.							
Ohio Central R. R. Co.							
Ohio and Mississippi Ry. (receiver)							
Palmetto and Youngstown Ry. (receiver)							
Paulding and Cecil Ry. Co.							
Pennsylvania Company							
Alliance, Niles, and Ashrabula R. R. (lease)	375,000 00	15,000 03	(d)	(d)	375,000 00	15,000 03	375,000 00
Ashabula and Pittsburgh R. R. (lease)	1,500,000 00	23,980 13	(g) 19,183 80	(d)	1,480,816 20	23,953 20	1,480,816 20
Cleveland and Pittsburgh R. R. (lease)	5,259,343 63	26,608 03	(d)	(d)	5,259,343 63	26,608 03	4,862,085 32
Lawrence R. R. (lease)	355,000 00	19,714 15	(d)	(d)	19,714 15	19,714 15	170,134 66
Massillon and Cleveland R. R. (lease)	100,000 00	8,176 61	(g) 76,989 78	(d)	90,505 97	7,400 83	90,505 97
Northwestern Ohio Ry. (lease)	(c)	(c)	(g) 76,989 78	174 08	76,989 78	174 08	76,989 78
Pittsburgh, Ft. Wayne and Cleveus Ry. (lease)	19,510,000 00	26,867 52	(d)	(d)	19,510,000 00	26,867 52	7,264,511 70
Pittsburgh, Cincinnati and St. Louis Ry. Co.	13,277,000 00	63,297 67	138,745 87	665 98	13,755,745 87	63,963 63	10,119,564 00
Chi. St. L. and Pitts. stock ownership 3 months	17,495,294 00	30,618 58	(g) 1,018,081 85	(d)	16,905,202 15	29,131 79	8,957,461 26
Cincinnati and Muskingum Valley Ry. (lease)	1,500,000 00	10,104 41	746,401 19	5,027 96	2,246,401 19	15,132 37	2,246,401 19
Cincinnati and Xenia R. R. (lease)	302,000 00	5,516 96	(d)	(d)	302,000 00	5,516 96	302,000 00

C., C. and I. C. R'y. (9 months, sold to C. H. L. & P.)	(h) \$100,000 00	(A) \$100,000 71	(A) 09178 09	(A) 1,825,022,126 36	(A) 943,918 02	(A) 1,429,000 00	(A) 920,502,441 66	(A) 14,280 00	(A) 14,496 64	(A) 144 87	(A) 1,414,518 96	(A) 943,901 64	(A) 185,002,863 04
Little Miami R. R. (lease)	1,429,000 00	14,280 00	14,496 64	144 87	1,825,022,126 36	1,429,000 00	1,429,000 00	14,280 00	14,496 64	144 87	1,414,518 96	943,901 64	185,002,863 04
Pittsburgh, Cleveland and Toledo R. R. Co. (c)	2,000,000 00	28,429 28	1,380,166 33	22,461 53	3,580,168 83	2,000,000 00	2,000,000 00	28,429 28	1,380,166 33	22,461 53	3,580,168 83	50,960 81	468,195 48
Pittsburgh and Lake Erie R. R. Co.	3,150,000 00	29,870 70	1,520,028 79	14,178 83	4,670,028 79	3,150,000 00	3,150,000 00	29,870 70	1,520,028 79	14,178 83	4,670,028 79	43,548 86	3,343,796 88
Rocky River R. R. Co.	35,000 00	6,380 00			35,000 00	35,000 00	35,000 00	6,380 00			35,000 00	6,380 00	85,009 00
Sallineville Branch R. R. (a)	2,243,600 00	18,225 88	696,634 41	5,577 85	2,980,234 41	2,243,600 00	2,243,600 00	18,225 88	696,634 41	5,577 85	2,980,234 41	23,908 08	2,980,234 41
Scioto Valley R'y													
Sharpville and Lake Shore R. R. Co. (a)													
St. Clairville Co.													
St. Clairville and Northern R'y (c)													
St. Clairville R'y Co.													
St. Clairville and Northern R'y (c)													
Toledo, Ann Arbor and Grand Trunk R'y Co.	1,290,000 00	20,655 73	81,668 90	1,338 83	1,341,668 90	1,290,000 00	1,290,000 00	20,655 73	81,668 90	1,338 83	1,341,668 90	21,984 57	109,972 85
Toledo, Cincinnati and St. Louis R. R. Co. (c)													
Toledo and Indianapolis R. R. Co. (c)													
Valley Railway Co.	2,450,000 00	32,286 81	741,101 58	9,751 86	3,191,101 58	2,450,000 00	2,450,000 00	32,286 81	741,101 58	9,751 86	3,191,101 58	41,968 17	3,191,101 58
Wabash, St. Louis and Pacific Railway Co.	70,724,224 15	20,849 05	8,184,086 04	2,899 33	78,900,260 19	70,724,224 15	70,724,224 15	20,849 05	8,184,086 04	2,899 33	78,900,260 19	22,645 28	2,343,796 88
Wheeling and Lake Erie R. R. Co.	4,500,000 00	27,000 00	751,299 53	4,419 41	5,341,299 53	4,500,000 00	4,500,000 00	27,000 00	751,299 53	4,419 41	5,341,299 53	31,419 41	5,341,299 53
Total	\$462,002,641 19	\$38,993,230 57	\$462,455,304 81			\$462,002,641 19	\$462,002,641 19	\$38,993,230 57	\$462,455,304 81				\$227,324,056 99

(a) No debt. (b) No debt acknowledged by the company, although about \$20,000 are claimed by other parties. (c) Not reported. (d) No unfunded debt. (e) No funded debt. (f) Surplus. (h) From report of 1882. (i) Not counted in the total for this table.

PAID IN STOCK AND DEBT JUNE 30, 1883.

Name.	Stock and debt.		Proportion for Ohio.	Ohio stockholders.	
	Total.	Per mile.		Number.	Amount of stock held by them.
Baltimore and Ohio Railroad Company—					
Baltimore and Ohio and Chicago Railroad (stock ownership).....	\$13,526,341 77	\$51,509 30	\$5,381,890 87	8	\$400 00
Central Ohio Railroad (lease).....	5,859,150 00	39,033 08	5,359,150 00	(a)	(a)
Newark, Somerset and Stratinsville Railroad (lease).....	2,142,837 39	48,990 39	2,142,837 39	231	92,100 00
Sandusky, Mansfield and Newark Railroad (lease).....	3,786,852 27	32,144 90	3,786,852 27	70	680,000 00
Bellaire, Zanesville and Cincinnati Railway Company.....	1,209,381 30	(f) 15,339 40	1,209,381 30	982	144,100 00
Bowling Green Railroad (Lessee) (b).....	7,530 00		7,530 00	3	300 00
Buffalo, Baltimore and Ohio Railroad Company.....	27,050 00	5,410 00	27,050 00	17	27,050 00
Chagrin Falls and Southern Railroad Company.....	17,523,887 21	70,877 26	6,263,576 14	(d)	(d)
Chicago and Atlantic Railway Company.....					
Chicago and Hocking Valley Railway Company (b).....	1,680,000 00	60,000 00	1,680,000 00		580,000 00
Cincinnati, Atlantic and Columbus Railway Company (b).....	1,720,000 00	17,570 17	1,720,000 00		385,800 00
Cincinnati and Eastern Railway Company.....	133,719 84	7,050 62	133,719 84	693	92,800 00
Columbus and Maysville Railroad (temporary lease).....	7,127,632 02	5,045 00	7,127,632 02	7	113,450 00
Cincinnati, Georgetown and Portsmouth Railroad.....	3,906,934 80	118,741 70	3,906,934 80	149	3,922,800 00
Cincinnati, Hamilton and Dayton Railroad Company.....	868,794 88	39,785 45	773,510 86	94	207,878 40
Cincinnati, Richmond and Chicago Railroad (lease).....	6,990,867 85	25,231 71	6,990,867 85	14	882,100 00
Dayton and Michigan Railroad (lease).....		49,081 06		380	3,374,449 72
Cincinnati, Hocking Valley and Huntington Railway Company (b).....	14,488,650 00	81,640 20	1,675,683 12	194	3,687,100 00
Cincinnati, Indianapolis, St. Louis and Chicago Railway Company.....	200,000 00	25,806 45	180,000 21	17	180,150 00
Harrison Branch Railroad.....	3,000,000 00	8,928 58	9,082 51	189	1,481,500 00
Cincinnati, New Orleans and Texas Pacific Railway Company.....	18,151,000 00	58,701 19	54,506 71		
Cincinnati Southern Railway (lease).....					
Cincinnati and Ohio River Railway Company (d).....	2,160,000 00	67,500 00	2,160,000 00	8	91,800 00
Cincinnati, Van Wert and Michigan Railroad Company.....	20,182,500 00	71,861 90	20,182,500 00	5	500 00
Cincinnati, Washington and Baltimore Railroad Company (from Feb. 1, '83).....	140,000 00	24,868 87	140,000 00	8	100,000 00
Cincinnati and Westwood Railroad Company.....	503,569 09	39,585 75	503,569 09	89	368,200 00
Cincinnati, Wheeling and New York Railroad Company.....	18,347,192 16	40,905 77	14,381,307 80	102	926,100 00
Cleveland, Columbus, Cincinnati and Indianapolis Railway Company.....	6,048,455 80	125,878 38	6,048,455 80	14	794,600 00
Cincinnati and Springfield Railroad (lease).....	497,922 21	15,712 25	497,922 21	22	76,400 00
Dayton and Union Railroad (stock ownership).....	23,500 00	11,750 00	23,500 00	(b)	(b)
St. Glouard Short Line Railroad (lease).....	1,129,015 50	25,049 23	1,129,015 50	(d)	(d)
Cleveland, Delphos and St. Louis Railway Company.....	6,900,000 00	89,747 63	6,900,000 00	10	
Cleveland and Marietta Railroad Company.....	2,547,000 00	29,959 34	2,547,000 00	573	147,618 00
Cleveland, Mt. Vernon and Delaware Railroad (Receiver).....	6,182,622 36	42,979 64	6,182,622 36	(c)	(c)
Cleveland, Tuscarawas Valley and Wheeling Railroad (Receiver till February 15; sold to C. L. & W.).....	(c) 6,589,987 84	(c) 41,449 13	(c) 6,589,987 84	(e)	(e)
Cleveland, Youngstown and Pittsburgh Railway Company.....	2,800,000 00	104,000 90	2,800,000 00	(c)	(c)

Company Name	186,848 75	24,624 79	186,848 75	186,848 75	6	900
College Hill Railroad Company	25,520,046 71	82,477 86	25,520,046 71	25,520,046 71	7	10,316,500 00
Columbus and Eastern Railroad Company (d)	12,418,850 00	77,070 00	12,418,850 00	12,418,850 00	8	850 00
Columbus, Hocking Valley and Toledo Railway Company	23,837,300 00	69,237 18	4,208,474 87	4,208,474 87	(d)	(d)
Columbus and Cincinnati Midland Railroad Company (b)	6,010,428 58	38,943 00	6,010,428 58	6,010,428 58	(d)	(d)
Conotton Valley Railway Company	1,837,916 58	45,074 28	1,837,916 58	1,837,916 58	5	650 00
Eastern Ohio Railroad 6 months; sold to C. W. & N. Y. (d)	7,680,000 00	65,094 00	7,680,000 00	7,680,000 00	(d)	28,300 00
Hazleton and Leontonia Railroad (d)	15,824,482 85	40,886 20	6,051,268 47	6,051,268 47	2	2,964,400 00
Indiana, Bloomington and Western Railway Company	85,888,387 53	183,653 14	35,208,645 39	35,208,645 39	493	29,800 00
Cincinnati, Sandusky and Cleveland Railroad (lease)	7,004,842 52	103,661 51	483,015 04	483,015 04	2	660,100 00
Columbus, Springfield and Cincinnati Railroad (lease to C. S. & C.)	8,284,112 22	75,171 02	3,293,113 22	3,293,113 22	11	(d)
Ohio Southern Railroad (stock ownership)	(c) 182,288,813 58	(c) 117,204 83	(c) 182,288,813 58	(c) 182,288,813 58	(c)	(c) 1,500 00
Lake Erie and Western Railway Company	(c) 1,484,480 00	(c) 65,759 64	(c) 1,484,480 00	(c) 1,484,480 00	(c)	(c) 681,000 00
Lake Erie, Wooster and Muskingum Valley Railway Company (b)	(c) 1,747,455 00	(c) 301,285 84	(c) 1,747,455 00	(c) 1,747,455 00	(c)	(c)
Lake Shore and Michigan Southern Railway Company	(c) 1,747,455 00	7 50	(c) 1,747,455 00	(c) 1,747,455 00	(d)	(d)
Chicago and Canada Southern Railway (stock ownership)	4,545,989 78	81,384 48	689,580 58	689,580 58	4	43,750 00
Marietta and Cincinnati R. R. (Receivers till Feb. 1, 1883; sold to C. W. & R.)	254,868 31	637 25	165,926 00	165,926 00	7	(d)
Baltimore Short Line Railway (special agreement)	67,710,977 82	132,126 23	31,721,471 61	31,721,471 61	113	645,300 00
Cincinnati and Baltimore Railway (special agreement)						
Martin's Ferry and Belleaire Railroad						
Michigan Central Railroad Company						
Toledo, Canada Southern and Detroit Railway						
Michigan and Ohio Railway Company						
Muskingum County Railway - Trustees (b)						
New York, Lake Erie and Western Railway Company						
New York, Pennsylvania and Ohio Railway Company (d)						
New York, Penn. and Ohio R. R. Co. (till April 22; leased to N. Y., L. E. & W.)						
Cleveland and Mahoning Valley Railway (leased from April 23, 1883)						
Cleveland and Mahoning Valley Railway (lease)						
Cleveland and Pittsburgh Railroad						
Cleveland and Pittsburgh Railroad (lease)						
Lawrence Railroad (lease)						
Massillon and Cleveland Railroad (lease)						
North-Western Ohio Railway Company						
Pittsburgh, Ft. Wayne and Chicago Railway (lease)						
Pittsburgh, Cincinnati and St. Louis Railway Company						
Chicago, St. Louis and Pittsburgh (stock ownership, 3 months)						
Cincinnati and Muskingum Valley Railway (lease)						
Columbus and Xenia Railroad (lease)						
Columbus, Chicago and Indiana Central R'y (9 mos.; sold to C. S. L. & P.)						
Little Miami Railroad (lease)						
Pittsburgh, Cleveland and Toledo Railroad Company (d)						
Pittsburgh and Lake Erie Railroad Company						
Pittsburgh and Western Railroad Company						
Rocky River Railroad Company						

PAID IN STOCK AND DEBT JUNE 30, 1883—Continued.

Name.	Stock and debt.			Ohio stockholders.	
	Total.	Per mile.	Proportion for Ohio.	Number.	Amount of stock held by them.
Satinville Branch Railroad (b)					
Scioto Valley Railway	\$5,023,584 41	\$40,808 97	\$5,023,584 41	7	\$5,000 00
Sharpsville and Lake Shore Railroad Company (b)	5,000 00		5,000 00		
St. Charlesville Company	17,550 00	2,689 10	17,550 00	14	13,000 00
St. Charlesville and Northern Railway	3,241,669 90	53,142 11	285,710 55	8	1,640,000 00
St. Charlesville Railway Company					
Toledo, Ann Arbor and Grand Trunk Railway Company	800,000 00		800,000 00	9	200,700 00
Toledo and Indianapolis Railway Company	4,384,015 65	57,684 40	4,384,015 65	886	867,850 00
Valley Railway Company	129,205,260 19	37,102 64	3,840,225 31	(c)	(c)
Wabash, St. Louis and Pacific Railway Company	9,931,269 53	58,419 41	9,931,269 53	1,182	485,000 00
Wheeling and Lake Erie Railroad Company					
Totals	\$980,548,858 58		\$478,067,483 16	8,974	\$44,423,458 87

(a) Cannot give. (b) None. (c) Not reported. (d) Not reported. (e) This amount is found by adding the proportion of capital stock per mile on a total of 393 miles, and the debt per mile on a total of 616.2 miles. (f) This amount is found by adding the proportion of capital stock per mile on a basis of 17.98 miles, while the debt covers only 17.38 miles; 12.68 miles of former and 8.62 miles of latter are in Ohio. (g) June 30, 1880. (h) The debt extends over 101 miles, and the stock over only 42 miles. (i) \$3,000,000 stock subscribed, paid up not reported. (m) No road built June 30 but terminal facilities at Youngstown, Ohio. (n) Private.

COST OF ROAD AND EQUIPMENT.

Name.	Cost.		Total.	Cost per mile.		Proportion for Ohio.
	Road.	Equipment.		Road.	Equipment.	
Baltimore and Ohio R. R. Co.						
Balto. & Ohio and Chl. R. R. stock ownership (a)						
Central Ohio R. R. lease						
Newark Somerset and Strasville R. R. lease.						
Rudisack, Mansfield and Newark R. R. lease.						
Bellvue, Za. ex-ville and Newark R. R. lease	\$4,735,524 00	(a)	\$1,312,337 30	(a)	(a)	\$1,342,357 30
Bowling Green Railroad, lease.	\$73,909 88	(a)	3,735,524 00	\$2,133 57	(a)	3,735,524 00
Chesapeake and Atlantic R. R. Co.	4,730 00	(a)	34,740 00	(a)	(a)	34,740 00
Chicago and Atlantic R. R. Co.	31,241 32	(a)	40,725 57	5,452 25	\$970 91	6,823 63
Cincinnati, Atlantic and Columbus R. R. Co.	1,020,770 63	(a)	16,955,420 80	6,648 26	1,498 85	8,145 11
Cincinnati, Columbus and Heeking Valley R. R. Co.	1,683,341 92	(c)	18,698 75	64,008 62	4,099 56	6,061,442 80
Columbian and Strasville R. R. temporary lease	19,023 00	(a)	4,822 00	(a)	(a)	1,633,341 92
Cincinnati, George town and Portsmouth R. R. Co.	17,034 31	(a)	4,822 00	5,928 00	482 51	1,011,925 00
Cincinnati, Hamilton and Dayton R. R. Co.	4,312,300 22	(a)	183,557 65	7,370 10	389 00	1,831,527 65
Cincin. Ham. and Indpls R. R. stock ownership.	2,345,631 35	(a)	5,400,015 14	25,540 14	99,776 92	5,400,015 14
Cincinnati, Richmond and Chicago R. R. lease	827,608 37	(a)	23,281 25	2,328 54	27,872 82	548,318 82
Cincinnati and Michigan R. R. lease.	6,151,803 11	(a)	6,078,230 15	43,738 80	5,783 85	1,633,623 64
Cincinnati, Heeking Valley & Huntington R. R. Co.	10,860 00	(a)	1,060 00	1,060 00	5,951 70	6,978,230 15
Cincin., Indpls, St. Louis & Chicago R. R. Co.						10,860 00
Harrison Branch R. R.						
Cincinnati, New Orleans and Texas Pacific R. R. Co.	78,231 72	(a)	2,167 35	6,016 43	8,183 78	8,306 54
Cincinnati Southern R. R. lease.	17,839,061 26	(a)	51,981 84			32,160 07
Cincinnati and Ohio River R. R. Co.						
Cincin., Van Wert and Michigan R. R. Co.						
Chl., Wash. & Balto. R. R. Co. from Feb. 1, 1881						
Cincinnati and Westwood R. R. Co.	26,570 15	(a)	20,410 00	(a)	(a)	20,410 00
Cincinnati, Wheeling and New York R. R. Co.	19,000,206 03	(a)	3,654 15	30,586 75	3,625 22	40,949 47
Cincinnati, Columbus, Cincinnati and Toledo R. R. Co.	3,170,000 00	(a)	19,000,206 03	(c)	1,313 72	520,541 15
Cincinnati and Springfield R. R. lease.	651,000 00	(a)	48,375 24	13,548 38	(a)	14,893,168 59
Dayton and Union R. R. stock ownership.	62,575 62	(a)	3,751,000 00	(c)	78,064 50	3,751,000 00
McCollard Short Line R. R. lease.	24,000 00	(a)	625,375 62	(c)	19,671 06	625,375 62
Cleveland, Delphos and St. Louis R. R. Co.	24,000 00	(a)	24,000 00	12,000 00	12,000 00	24,000 00
Clev., Lorain & Wheeling R. R. Co. from Feb. 15,	1,053,433 00	(a)	1,080,554 43	25,000 00	1,011 87	1,080,554 43
Cleveland and Marietta R. R. Co.	6,300,000 00	(a)	6,364,369 03	39,747 63	408 12	6,364,369 03
Cleveland, Mt. Vernon & Delaware R. R. Receiver	2,236,511 54	(a)	2,276,511 54	23,468 02	23,408 75	2,296,531 54
Cleveland, Tuscarawas Valley and Wheeling R. R. (Receiver III Feb. 15, sold to C. L. A. Wagon)	4,210,884 13	(a)	5,161,396 48	29,272 74	6,006 34	5,161,396 48
Cleveland, Youngstown and Pittsburgh R. R. Co.	713,069 56	(a)	28,522 76	794 00	29,316 76	782,919 56
College Hill R. R. Co.	78,300 00	(a)	18,033 83	3,584 17	16,567 50	96,406 00
Columbus and Cincinnati	15,265,254 41	(a)	49,315 83	13,967 90	63,188 83	19,557,923 40
Columbus and Cincinnati, Toledo R. R. Co.						
Columbus and Cincinnati, Midland R. R. Co. (b)						
Concession Valley R. R. Co.	718,969 57	(a)	4,457 79	160 14	4,417 98	728,969 05

ANNUAL REPORT SECRETARY OF STATE

COST OF ROAD AND EQUIPMENT—Continued.

Name.	Cost.			Cost per mile.			Proportion for Ohio.
	Road.	Equipment.	Total.	Road.	Equipment.	Total.	
Indiana, Bloomington and Western Ry. Co. (a)	(c) \$6,231,026 13		\$6,231,026 13	(c) \$86,704 90		\$86,704 90	\$6,231,026 13
Cincinnati, Sandusky and Cincinnati R. R. (lease to Cinc. San. & Cleveland)	(c) 2,038,740 03		2,038,740 03	(c) 54,908 54		54,908 54	2,038,740 03
Ohio Southern R. R. (stock ownership)	570,896 97	\$628,504 40	1,199,401 37	7,360 61	\$5,326 31	13,707 52	1,499,401 37
Lake Erie and Western Ry. Co.	14,713,357 54	1,054,946 03	15,768,303 57	38,063 54	2,674 90	40,738 44	6,022,230 78
Lake Erie, Wooster and Muskingum Valley Ry. Co.	37,998 13	(c)	37,998 13	(a)	(a)	(a)	37,998 13
Lake Shore and Michigan Southern Ry. Co.	(f) 99,848,600 00	(f) 17,168,000 00	87,017,600 00	(e) 68,148 96	(d) 12,817 06	(e) 84,960 19	82,042,180 71
Chi. & Canada Southern Ry. (stock ownership)	(c) 5,176,357 38		5,176,357 38	76,678 29		76,678 29	5,176,357 38
Mahoning Coal R. R. (lease)	2,799,352 86		2,799,352 86	65,025 62		65,025 62	2,799,352 86
Marietta and Cincinnati R. R. (Receivers till February 1, 1883; sold to C. W. & B. (a))							
Baltimore Short Line Ry. (special agreement) (a)							
Cincinnati & Balto. Ry. (special agreement) (a)							
Martin's Ferry and Bellairs R. R.	40 50		40 50				40 50
Michigan Central R. R. Co.							
Toledo, Canada Southern and Detroit Ry.	3,077,579 99	(g)	3,077,579 99	55,084 66	(g)	55,084 66	473,728 07
Michigan and Ohio Ry. Co.	40,389 97	(g)	40,389 97	100 97	(g)	100 97	28,252 20
Muskingum County Ry.—Trustees.	101,449 39	(a)	101,449 39	(a)	(a)	(a)	101,449 39
New York, Chicago and St. Louis Ry. Co.	65,063,5 61	2,019,819 90	67,083,375 51	126,942 98	3,940 80	130,883 78	81,429,124 49
New York, Lake Erie and Western Ry. Co. (a)							
New York, Pennsylvania and Ohio R. R. (lease from April 30, 1883) (a)							
Cleveland and Mahoning Valley Ry. (lease to N. Y., P. & O. R. R. Co.) (a)							
New York, Pennsylvania and Ohio R. R. Co. (till April 30; leased to N. Y., L. E. & W.)	182,256,877 29	8,049 71	182,264,927 00	325,719 55	861 13	326,580 68	81,126,661 49
Cleveland and Mahoning Valley Ry. (lease)	4,526,777 23		4,526,777 23	36,698 58		36,698 58	4,526,777 23
New York, Pittsburgh and Chicago Ry. Co.	461,424 04	27,890 00	489,314 04	32,726 11	1,684 75	34,410 86	311,426 15
Ohio Central R. R. Co.	27,712,751 31	2,567,451 23	30,280,202 54	86,305 67	42,763 15	129,068 82	24,877,367 49
Ohio and Mississippi Ry. (Receiver)	34,180,059 75		34,180,059 75	55,469 10		55,469 10	1,063,755 88
Ohio Valley Ry. Co.	72,966 41		72,966 41				
Painesville and Youngstown Ry. (Receiver) (a)							
Paulding and Cecil Ry. Co. (till February 27; sold to C. V. W. & M.)	58,125 38	13,942 85	72,068 23	9,288 18	2,178 65	11,466 83	73,068 23
Pennsylvania Company							
Alliance, Niles and Ashabula R. R. (lease)	732,783 56		732,783 56				732,783 56
Ashabula and Pittsburgh R. R. (lease)	3,205,285 07		3,205,285 07	51,246 97		51,246 97	3,205,285 07
Cleveland and Pittsburgh R. R. (lease)	18,182,122 33	3,698,677 90	21,880,800 23	68,680 80	18,763 21	87,444 01	15,604,005 72
Lawrence R. R. (lease)	818,182 80		818,182 80	37,131 72		37,131 72	470,708 46
Massillon and Cleveland R. R. (lease)	828,914 21		828,914 21	26,780 52		26,780 52	588,914 21
Northwestern Ohio Ry. (lease)	1,980,927 50		1,980,927 50				1,980,927 50
Pittsburgh, Ft. Wayne and Chicago Ry. (lease)	40,688,506 86		40,688,506 86	84,941 25		84,941 25	21,676,768 14

Pittsburgh, Cincinnati and St. Louis R'y Co.	16,146,808 31	3,908,080 96	20,568,268 76	80,973 28	28,168 56	108,171 94	16,267,674 06
Chicago, St. Louis and Pittsburgh (stock ownership, 3 months) (c)	5,540,014 28		5,540,014 28	37,319 06		37,319 06	5,540,014 28
Cincinnati and Muskingum Valley R'y (lease)	1,483,146 00		1,483,146 00	37,377 06		37,377 06	1,483,146 00
Columbus and Xenia R. R. (lease)							
Columbus, Chicago and Indiana Central R'y (nine months, sold to C., St. L. & P.) (a)							
Little Miami R. R. (lease)	5,462,909 26	974,380 64	6,437,300 00	54,029 09	9,743 90	643,73	6,487,300 00
Pittsburgh and Lake Erie R. R. Co.	4,367,198 06	1,116,318 19	5,713,504 25	65,347 35	15,988 06	81,215 41	5,747,181 79
Pittsburgh and Western R. R. Co.	3,389,497 97		3,389,497 97	31,618 70		31,618 70	(A) 151,298 08
Rocky River R. R. Co.	104,984 53	25,086 64	132,051 17	19,342 59	4,586 46	28,979 06	132,051 17
Salineville Branch R. R.	31,000 00		30,000 00				30,000 00
Scioto Valley R'y	4,154,408 70	454,581 87	4,612,990 57	33,780 73	3,693 78	37,473 52	4,612,990 57
Sharpsville and Lake Shore R. R. Co.	1,725 18		1,725 18				1,725 18
St. Clairville Co. (a)							
St. Clairville and Northern R'y							
St. Clairville R'y Co.	18,500 00		18,500 00	2,782 96		2,782 96	18,500 00
Toledo, Ann Arbor and Grand Trunk R'y Co.	3,199,468 08	66,301 85	3,265,764 93	62,450 21	1,068 91	63,517 13	3,265,764 93
Toledo, Cincinnati and St. Louis R. R. Co. (a)							
Toledo and Indianapolis R'y Co.	592,800 00	30,850 00	623,650 00	12,115 06		12,115 06	623,650 00
Valley Railway Co.	3,493,175 70	408,519 08	4,308,994 78				4,308,994 78
Wabash, St. Louis and Pacific R'y Co.	116,483,557 63		116,483,557 63	33,449 22		33,449 22	116,483,557 63
Wheeling and Lake Erie R. R. Co.	(c) 9,831,269 53		9,831,269 53	58,419 41		58,419 41	9,831,269 53
Total	\$719,830,773 96	\$46,146,531 37	\$767,984,171 38				\$877,468,189 06

(a) Not reported. (b) No construction and equipment. (c) Includes equipment. (d) On a basis of 1,339.54 miles. (e) On a basis of 1,024.54 miles. (f) The cost of road is for only 1,024.91 miles, of which 377.41 miles are in Ohio; the equipment covers 1,339.54 miles, 420.44 of which are in Ohio. (g) No equipment. (A) The Pittsburgh and Western had built no road in Ohio June 30, but had built terminal facilities at Youngstown, represented by cost given in table in proportion for Ohio.

EARNINGS.

Name.	Passenger.	Freight.	Mail.	Express.	Other sources.	Total.	Proportion for Ohio.
Baltimore and Ohio R. R. Co.	\$78,610 82	\$1,279,529 44	\$58,887 18		\$4,039 65	\$1,823,467 09	\$742,288 48
Baltimore and Ohio and Chicago R. R. (stock ownership). Central Ohio R. R. (lease)	360,065 73	653,920 24	28,296 48		7,089 56	1,054,412 01	1,054,412 01
Newark, Somerset and Straitsville R. R. (lease).	28,965 58	131,948 18	2,054 72		442 27	160,800 75	160,800 75
Sandusky, Mansfield and Newark R. R. (lease).	290,442 58	699,068 63	23,783 89		3,609 44	996,899 54	996,899 54
Bellaire, Zanesville and Cincinnati R'y Company	21,415 27	22,204 82	1,838 24		859 56	46,818 35	46,818 35
Bowling Green Railroad (lease).	6,750 00	5,669 30	375 00	\$500 00	541 89	13,703 19	13,703 19
Chagrin Falls and Southern R. R. Company	3,236 53	2,688 44	255 55	507 00	83 15	11,810 66	11,810 66
Chicago and Atlantic R'y Company	16,859 27	63,154 97	999 96	191 99	1 75	80,015 99	26,563 29
Cincinnati, Columbus and Hooking Valley R'y Co.	980 00	3,840 00	5,118 88	6,087 09	328 00	128,461 69	128,461 69
Cincinnati and Eastern R'y Company	57,090 11	60,837 61					
Columbus and Maysville R. R. (temporary lease). (In- cluded in Cin. & Eastern)	28,338 30	7,221 11	2,384 68			37,944 09	37,944 09
Cincinnati, Georgetown and Portsmouth R. R. Co.	444,483 27	689,952 76	8,900 77	15,176 07	54,020 08	1,212,582 95	1,212,582 95
Cincinnati, Hamilton and Dayton R. R. Co.							
Cincinnati, Hamilton and Indianapolis R. R. stock own- ership	164,870 94	242,643 67	6,714 34	7,718 68	6,806 41	428,754 04	85,189 78
Cincinnati, Richmond and Chicago R. R. (lease)	97,464 48	145,545 25	3,818 55	10,383 30	224 00	257,435 58	223,110 81
Dayton and Michigan R. R. (lease)	392,898 91	815,103 24	21,510 59	24,407 08	24,714 55	1,246,624 37	1,246,624 37
Cincinnati, Indianapolis, St. Louis and Chicago R'y Co.	832,092 27	1,558,568 92	86,584 71	64,533 74		2,541,779 64	204,952 31
Harrison Branch R. R. (included in C. I. St. L. & C.)							
Cincinnati, New Orleans and Texas Pacific R'y Co.	634,290 41	1,761,641 61	45,306 00	49,012 35	56,906 51	2,547,162 91	7,694 55
Cincinnati Southern R'y (lease).							
Cincinnati, Van Wert and Michigan R. R. Co.	15,666 94	24,752 37	(c) 2,318 51		969 11	43,706 93	43,706 93
Cincinnati, Washington and Baltimore R. R. Co. (from Feb- ruary 1, 1883)	253,321 88	547,483 63	35,076 70	11,603 87	42,351 83	919,837 91	919,837 91
Cincinnati and Westwood R. R. Co.	9,182 75	471 00			446 00	10,099 75	10,099 75
Cincinnati, Wheeling and New York R. R. Co.	1,586 90	3,971 11	463 12	150 00		6,151 22	6,151 22
Cleveland, Columbus and New York R. R. Co.	902,478 40	8,280,442 04	87,403 00	80,285 39		4,573,448 01	3,584,962 92
Cleveland, Columbus, Cincinnati and Indianapolis R'y Co.	347,723 40	579,582 12	23,642 78	24,826 12		977,774 43	977,774 43
Cincinnati and Springfield R'y (lease)	62,731 65	77,449 74	2,052 92	2,740 91	267 00	140,282 22	140,282 22
Dayton and Union R. R. (stock ownership)	2,394 15	1,235 53	100 44	199 92	427 88	4,369 87	4,369 87
Mc. Gilead Short Line R. R. (lease)	4,908 52	9,581 08	2,819 83	1,241 45		20,551 79	20,551 79
Cleveland, Delphos and St. Louis R'y Co.	46,995 07	323,681 62	3,780 27	2,308 03	482 87	377,210 64	377,210 64
Cleveland, Lorain and Wheeling R'y Co. (From Feb. 15.)	64,554 84	132,954 62	4,766 09	4,479 29		206,679 24	206,679 24
Cleveland and Marietta R. R. Co.	179,892 29	321,902 19	11,486 08	15,861 17	2,217 29	581,369 02	581,369 02
Cleveland, Mt. Vernon and Delaware-E. R. (Receiver, Cleveland, Tuscarawas Valley and Wheeling R'y. (Receiver, Mt. Vernon, Columbus and Delaware-E. R. (Receiver, Hl. Feb. 15; sold to C. L. & W.)	91,474 92	474,633 97	6,854 24	3,713 63	1,041 14	577,237 90	577,237 90
Cleveland, Youngstown and Toledo R'y Co.	10,402 64	31,061 70	1,070 00	880 78	140 00	45,561 32	45,561 32
College Hill R. R. Co.	8,707 61	913 00	22,623 68			11,013 32	11,013 32
Columbus, Hooking Valley and Toledo R'y Co.	80,849 31	2,163,283 09	22,429 63	20,893 29	137,267 09	2,782,427 78	2,782,427 78
Conotton Valley R'y Co.	90,949 71	1,078,663 09	5,107 35	2,022 66	2,678 50	2,76,421 81	2,76,421 81
Indiana, Bloomington and Western R'y Co.	993,254 62	1,676,560 29	53,947 96	70,114 80	146,143 64	2,942,020 31	1,079,587 45
Cincinnati, Sandusky and Cleveland R. R. (lease). (In- cluded in I. E. & W.)							
Columbus, Springfield and Cincinnati R. R. (lease to Cin., San. and Cleveland (included in I. E. & W.)							

RAILROAD STATISTICS.

Ohio Southern R. R. stock ownership	50,801 12	284,547 21	1,079 08	2,470 96	492 00	562,290 87	352,290 87
Lake Erie and Western R'y Co	146,532 48	1,025,081 50	25,986 70	24,000 00	84,001 03	1,053,623 77	674,080 60
Lake Shore and Michigan Southern R'y Co	1,967,874 15	13,310,189 43	671,202 87	401,256 47	221,405 82	19,492,098 74	6,118,252 31
Chicago and Canada Southern R'y stock ownership	16,538 00	80,682 40	3,767 00	771 13		51,708 59	3,070 72
Mahoning Coal R. R. lease							
Maricopa and Cincinnati R. R. (Receivers till Feb. 1, 1883; sold to C. W. & B.)	846,067 01	688,107 92	34,216 53	59,200 33	5,408 46	1,101,419 25	1,101,419 25
Baltimore Short Line R'y. Special agreement. Included in M. & C.							
Cincinnati and Baltimore R'y. Special agreement							
Michigan Central R. R. Co	196,337 98	277,087 57	10,142 36	7,150 56	10 40	480,228 87	75,537 24
Toledo, Canada Southern and Detroit R'y.	118,044 94	819,518 83		2,769 90	76,086 00	1,017,919 76	467,331 40
New York, Chicago and St. Louis R'y Co							
New York, Lake Erie and Western R'y Co ^b							
S. N. Y., Penn'a and Ohio R. R. lease from Apr. 30, 1883 (to Cleveland and Mahoning Valley R'y lease to S. Y., P. & O. R. R. Co. ^b)							
New York, Pa. and Ohio R. R. Co. till April 30; leased to S. Y., P. & O.	1,125,970 91	8,490,979 21	39,673 72	69,181 84	95,155 01	5,020,940 69	3,354,056 58
Cleveland and Mah. Val. R'y lease included in S. Y., P. & O.							
Ohio Central R. R. Co	96,925 35	898,102 60	10,381 72	4,470 32	79,333 52	1,077,118 57	1,077,118 57
Ohio and Mississippi R'y. Receiver	1,475,717 27	2,481,717 69	99,614 44	109,614 45		4,375,747 82	1,98,615 08
Pennsylvania and Youngstown R'y. Receiver	21,389 35	59,998 56	2,601 46	1,297 01	1,256 47	86,540 85	86,540 85
Pennsylvania Company	2,655 65	10,975 85				13,631 50	13,631 50
Alliance, Niles and Ashabula R. R. lease	3,403 00	30,097 34		309 88	51 17	39,912 38	39,912 38
Ashabula and Pittsburgh R. R. lease	31,207 80	308,491 54	2,738 84	2,841 00	17,547 65	285,401 83	865,401 83
Cleveland and Pittsburgh R. R. lease	288,158 88	2,207,537 08	29,039 30	42,589 50	24,721 77	2,992,028 82	2,440,240 38
Lawrence R. R. lease and R. R. lease	19,101 12	207,161 39	667 64	3,130 00	548 16	2,901,039 31	132,692 91
Massillon and Coshocton R. R. lease	108 58	5,129 11				5,567 00	5,567 00
North Western Ohio R'y. lease	63,066 74	100,749 56	5,418 12	4,380 17	28,310 47	291,053 04	291,053 04
Pittsburgh, Ft. Wayne & Chicago R'y. lease	2,883,988 22	7,476,236 55	187,459 15	101,488 57	296,463 25	11,141,628 94	6,013,056 97
Pittsburgh, Cincinnati and St. Louis R'y Co	1,028,118 59	8,557,791 44	167,459 47	101,886 97	18,710 40	4,553,245 97	3,608,706 54
Chicago, St. Louis and Pittsburgh stock ownership, 3mths	253,082 22	969,115 20	84,429 85	25,083 00	23,623 55	1,226,765 82	287,196 11
Cincinnati and Muskingum Valley R. R. lease	153,401 86	258,116 60	10,535 36	8,949 08	7,468 52	288,514 72	386,514 72
Columbus and Xenia R. R. lease, included in L. M. C. Co. and Ind. Cent. R'y until the sold to C. C. St. L. & P.	673,120 37	2,954,232 03	101,289 30	101,289 30	70,228 92	4,102,170 61	900,355 02
Little Miami R. R. lease	607,806 12	864,010 60	54,949 03	10,204 47	259,339 31	1,845,756 19	1,845,756 19
Pittsburgh and Lake Erie R. R. Co.	228,017 15	1,639,069 06	10,613 24	16,956 46	988 26	1,294,224 17	169,261 76
Rocky River R. R. Co.	14,968 07		100 01			15,068 07	
Salineville Branch R. R. ^b							
Scioto Valley R'y	198,326 92	329,157 34	15,066 54	4,450 12	12,136 24	550,971 16	550,971 16
St. Charlesville and Northern R'y	2,975 60	2,362 90			900 00	6,256 50	6,256 50
St. Charlesville R'y Co	3,075 05	1,770 92	315 92			5,161 79	5,161 79
Toledo, Ann Arbor and Grand Trunk R'y Co.	35,315 05	103,467 39	2,700 00	2,235 71	3,856 78	147,574 87	12,096 30
Toledo, Cincinnati and St. Louis R. R. Co.	249,863 71	640,957 50	28,311 85	20,285 00	3,523 02	837,061 06	619,252 18
Toledo and Indianapolis R'y Co	1,096 25	1,425 60				2,881 26	2,881 26
Valley Railway Co.	117,146 46	276,982 92	4,212 15	4,723 43	4,205 79	408,951 75	406,961 75
Wabash, St. Louis and Pacific R'y Co	3,991,309 54	11,941,045 15	172,149 46	539,188 06	386,208 65	17,232,061 98	512,179 06
Wheeling and Lake Erie R. R. Co	90,036 34	144,427 01	6,749 68	3,400 00	10,539 45	255,762 51	255,762 51
Totals.	\$27,190,630 65	\$75,090,990 35	\$2,494,392 02	\$2,295,915 13	\$2,306,161 41	\$108,676,069 56	\$49,500,506 26

^b Not reported.

^a Includes express.

OPERATING EXPENSES.

Name.	Maintenance of way.	Maintenance of cars.	Motive power.	Conducting transportation.	General expenses.	Total.	Per cent. of earnings.	Proportion for Ohio.
Baltimore and Ohio R. R. Co.—								
Baltimore and Ohio R. R. (stock ownership).....	\$207,034 60	\$262,040 64	\$231,654 82	\$565,399 82	\$110,704 27	\$1,377,714 15	76.	\$560,889 14
Central Ohio R. R. (lease).....	45,139 08	59,671 41	140,270 34	272,272 35	65,601 95	688,955 13	65.	686,955 13
Newark, Somerset and Stratfordville R. R. (lease).....	48,607 03	8,969 27	27,354 52	54,374 88	10,874 96	150,120 60	93.	150,120 60
Sandusky, Mansfield and Newark R. R. (lease).....	170,712 53	59,316 78	163,643 34	250,800 99	46,585 33	691,118 95	72.	691,118 95
Bellaire, Zanesville and Cincinnati R'y Co.....	12,270 83	2,020 42	6,805 21	5,886 08	7,969 88	34,983 12	74.58	34,983 12
Boxing Green R. R. (Lessee).....	1,000 00	(a) 1,785 06	1,430 00	1,430 00	1,915 00	6,190 06		6,190 06
Chagrin Falls and Southern R. R. Co.....	2,900 31	406 89	1,082 42	3,314 06	1,281 90	9,025 58	76.41	9,025 58
Chicago and Atlantic R'y Co.....	93,336 31	8,872 05	33,744 86	75,257 08	27,170 05	238,890 95	105.	79,134 98
Cincinnati, Columbus and Hocking Valley R'y Co.....	2,961 88	3,947 75	800 70	2,318 64	11,717 96	6,080 72		6,080 72
Cincinnati and Eastern R'y Co. (temporary lease)	23,888 45		21,694 49	21,263 56		82,512 21	68.73	82,512 21
Columbus and Maysville R. R. (temporary lease)								
(included in Cincinnati and Eastern R'y)								
Cincinnati, Georgetown and Portsmouth R. R. Co.....	11,275 32	945 08	2,198 14	11,099 56	1,488 91	27,007 19	72.7	27,007 19
Cincinnati, Hamilton and Dayton R. R. Co.....	128,672 76	119,970 36	226,724 55	294,639 59	76,850 79	846,864 05	69.84	846,864 05
Cincinnati, Hamilton and Indianapolis R.R. (stock ownership).....	119,023 89	34,783 06	113,604 62	103,939 84	27,455 88	398,226 79	94.51	79,077 57
Cincinnati, Richmond and Chicago R. R. (lease).....	26,227 45	12,529 69	32,609 64	39,728 74	13,588 90	134,574 42	48.39	107,864 48
Dayton and Michigan R. R. (lease).....	173,517 61	60,961 02	163,623 26	240,496 27	83,082 63	721,680 79	57.64	721,680 79
Cincinnati, Indianapolis, St. Louis and Chicago R'y Company	409,295 94	127,541 52	309,988 80	689,038 09	107,940 18	1,643,804 53	64.67	132,506 40
Harrison Branch R. R. (included in C. I. St. L. & C. R'y).....								
Cincinnati, New Orleans and Texas Pacific R'y Co.....	446,951 46	119,732 33	428,567 46	503,987 28	224,437 45	1,723,696 18	67.67	6,207 00
Cincinnati Southern R'y (lease).....								
Cincinnati, Van Wert and Michigan R. R. Co.....	(b) 4,196 96	(b) 1,838 29	(b) 2,765 34	(b) 3,280 33	(b) 1,897 78	(b) 30,284 82		(c) 30,284 82
Cincinnati, Washington and Baltimore R. R. Co. (From February 1, 1883).....	158,993 52	59,581 99	186,284 44	256,258 43	80,025 77	741,024 15	74.8	741,024 15
Cincinnati and Westwood R. R. Co.....	1,515 43		332 60	1,823 75	7,749 99	12,601 82		12,601 82
Cincinnati, Wheeling and New York R. R. Co.....	(c)	(c)		1,421 75	133 37	1,597 72	31.	1,597 72
Cleveland, Columbus, Cincinnati and Indianapolis R'y Co.....	606,254 20	360,706 06	266,362 63	1,496,169 35	370,509 29	3,099,942 13	67.78	2,429,968 92

Cincinnati and Springfield R'y (lease)	187,080 22	35,120 83	62,247 75	301,270 51	107,077 80	792,797 21	792,797 21	81.12
Dayton and Union R. R. (stock ownership)	64,584 26	2,475 14	7,142 14	41,125 54	13,468 92	134,091 37	134,091 37	95.62
Mt. Gililand Short line R. R. (lease)	1,168 85	3 60	5,378 65	4,305 43	152 26	6,206 89	6,206 89	101.
Cleveland, Delphos and St. Louis R'y Co.	6,288 09	786 61	5,244 12	1,640 11	8,485 15	22,873 08	22,873 08	101.
Cleveland, Lorain and Wheeling R'y Co. (From February 15)	72,873 36	23,217 94	46,582 41	85,911 10	21,585 78	250,170 61	250,170 61	66.32
Cleveland and Marietta R. R. Co.	(j)	(j)	(j)	(j)	(j)	164,061 03	164,061 03	77.
Cleveland, Mt. Vernon and Delaware H. E. (Receiver)	106,312 41	32,412 41	115,379 79	110,068 21	37,420 64	400,781 46	400,781 46	75.42
Cleveland, Tuscarawas Valley and Wheeling R'y. (Receiver till February 15; sold to C. L. & W.)	115,246 51	30,266 08	61,871 42	148,123 50	25,048 23	380,874 78	380,874 78	65.98
Cleveland, Youngstown and Pittsburgh R'y Co.	5,429 65	378 66	6,386 34	6,310 11	5,947 53	26,900 28	26,900 28	62.
College Hill R. R. Co.	4,343 40	125 00	6,367 54	1,940 01	1,863 61	8,739 40	8,739 40	61.
Columbus, Hocking Valley and Toledo R'y Co.	444,247 44	179,583 50	767,788 50	767,788 50	182,549 43	1,897,374 53	1,897,374 53	81.7
Conotton Valley R'y Co.	62,029 74	15,378 91	64,900 89	31,062 85	32,368 05	225,968 02	225,968 02	81.7
Indiana, Bloomington and Western R'y Co.	519,458 90	215,269 41	680,387 01	472,612 32	178,069 91	2,016,015 94	2,016,015 94	81.7
Cincinnati, Sandusky and Cleveland R. R. (lease) (Included in I. B. & W. R'y.)	88,790 54	(c) 22,266 20	(f) 98,950 65	17,254 72	17,429 36	249,409 47	249,409 47	71.32
Columbus, Springfield and Cincinnati R. R. (leased to C. L. & W.)	880,591 23	(a) 154,088 53	689,114 53	642,548 02	127,861 58	1,304,379 55	1,304,379 55	86.76
Ohio Southern R. R. (stock ownership)	2,329,574 44	946,291 02	13,942 97	6,158,027 71	1,261,728 60	11,430,736 40	11,430,736 40	86.67
Lake Erie and Western R'y Co.	27,816 59	512 64	13,942 97	12,254 01	8,496 16	68,292 37	68,292 37	102.9
Lake Shore and Michigan Southern R'y Co.	310,002 39	47,337 77	202,300 18	282,925 51	124,949 67	872,115 02	872,115 02	81.7
Chicago and Canada Southern R'y (stock owners' p.)	61,969 13	61,467 91	270,313 38	244,932 13	118,961 97	492,651 14	492,651 14	100.
Mahoning Coal R. R. (lease). (Inc. in L. S. & M. S.)	185,919 19	49,218 76	270,313 38	329,709 78	64,838 46	908,989 59	908,989 59	98.3
Marietta and Cincinnati R. R. (Receiver till February 1, 1883; sold to C. W. & B.)								
Baltimore Short Line R'y. (Special agreement) (Included in M. and C.)								
Cincinnati and Baltimore R'y. (Special agreement) (Included in M. and C.)								
Michigan Central R. R. Co.	61,969 13	61,467 91	270,313 38	244,932 13	118,961 97	492,651 14	492,651 14	100.
Toledo, Canada Southern and Detroit R'y.	185,919 19	49,218 76	270,313 38	329,709 78	64,838 46	908,989 59	908,989 59	98.3
New York, Chicago and St. Louis R'y Co.								
New York, Lake Erie and Western R'y Co. (j)								
New York, Pennsylvania and Ohio R. R. (lease from April 29, 1883) (j)								
Cleveland and Mahoning Valley R'y. (lease to N. Y. P. and O. R. R. Co.) (j)								
New York, Pennsylvania and Ohio R. R. Co. (till April 30; leased to N. Y. P. and O.)								
Cleveland and Mahoning Valley R'y (lease) (Included in N. Y. P. and O.)								
Ohio Central R. R. Co. (Receiver)	582,261 77	302,256 47	347,838 05	1,811,192 59	330,116 41	3,323,777 29	3,323,777 29	66.19
Ohio and Mississippi R'y. (Receiver)	218,465 74	73,595 51	98,458 34	284,160 63	101,264 83	754,882 59	754,882 59	70.25
Painesville and Youngstown R'y. (Receiver)	678,416 24	228,277 07	985,008 82	1,298,951 46	201,438 68	8,254,888 27	8,254,888 27	74.37
Paulding and Candi R'y Co. (till February 27; sold to C. V. W. and M.)	22,484 22	6,356 94	27,727 00	17,146 22	5,265 74	77,989 16	77,989 16	90.13
Pennsylvania Co.	2,328 56			3,908 08	6,076 95	12,371 54	12,371 54	98.
Ashland, Niles and Ashabula R. R. (lease)	6,195 59	8 89	5,445 31	7,065 78	615 23	21,270 88	21,270 88	58.29
Ashabula and Pittsburgh R. R. (lease)	62,742 42	17,020 05	59,319 78	73,644 22	12,857 16	227,738 95	227,738 95	62.25
Cleveland and Pittsburgh R. R. (lease)	296,827 08	190,941 71	481,646 73	546,322 13	103,738 12	1,417,147 37	1,417,147 37	54.28
Lawrence R. R. (lease)	24,290 30	1,280 94	26,561 17	41,454 94	3,509 55	102,616 44	102,616 44	44.43
Massillon and Cleveland R. R. (lease)	3,600 37		1,012 61	2,068 65	8,386 84	14,535 37	14,535 37	132.54
North-Western Ohio R'y (lease)	140,466 36	2,313 06	64,728 94	71,164 69	13,364 30	282,024 13	282,024 13	94.39

OPERATING EXPENSES.—Continued.

Name.	Maintenance of way.	Maintenance of cars.	Motive power.	Conducting transportation.	General expenses.	Total.	Per cent. of earnings.	Proportion for Ohio.
Pittsburgh, Ft. Wayne and Chicago R'y. (lease).....	\$977,215 40	\$854,092 26	\$1,889,620 36	\$2,458,728 53	\$338,669 85	\$6,530,326 40	58.31	\$3,504,292 30
Pittsburgh, Cincinnati and St. Louis R'y Co.....	598,704 83	397,321 12	806,839 85	1,038,954 39	108,625 66	2,848,445 95	62.26	2,246,075 17
Chicago, St. Louis and Pittsburgh (stock ownership), 3 months.....	275,583 78	91,534 91	337,361 85	374,624 34	28,097 03	1,106,601 84	90.2	359,064 81
Cincinnati and Muskingum Valley R'y. (lease).....	106,908 82	26,922 79	67,854 98	94,898 85	22,788 97	319,472 41	82.26	319,472 41
Columbus and Xenia R. R. (lease.) [included in Little Miami R. R.].....								
Columbus, Chicago and Indiana Central R'y. (6 months, sold to C. St. L. and P.).....	584,000 31	302,769 90	1,054,310 80	1,230,864 78	216,408 09	3,380,364 18	82.62	792,479 33
Little Miami R. R. (lease).....	305,630 12	111,217 71	350,118 68	551,164 45	105,458 05	1,423,589 01	77.15	1,303,176 94
Pittsburgh and Lake Erie R. R. Co.....	263,882 28	94,192 84	201,591 01	204,890 08	72,785 40	777,342 21	90.	101,666 09
Rocky River R. R. Co.....	1,734 43	128 06	2,944 97	2,566 45	942 30	8,316 21	55.19	8,316 21
Salineville Branch R. R.....	(f)	(f)	(f)	(f)	(f)	5,200 00		5,200 00
Setoto Valley R'y.....	113,885 82	31,367 09	87,517 81	125,125 64	37,238 51	306,134 87	71.71	306,134 87
St. Clairsville Co.....	3,890 38	212 61	201 44	2,065 12	1,578 66	8,318 24		8,318 24
St. Clairsville and Northern R'y.....								
St. Clairsville R'y Co.....	2,016 99	137 53	226 58	1,816 06	627 40	4,854 56	94.04	4,854 56
Toledo, Ann Arbor and Grand Trunk R'y Co.....	19,594 36	5,392 72	2,737 09	525 64	15,365 92	65,854 09	64.9	7,856 85
Toledo, Cincinnati and St. Louis R. R. Co.....	310,141 28	77,189 77	325,539 58	296,858 24	94,023 28	1,041,882 15		576,711 69
Toledo and Indianapolis R'y Co. (j).....								
Valley Railway Co.....	82,670 81	15,394 71	151,062 23	78,007 14	33,172 70	262,867 59	64.5	262,867 59
Wabash, St. Louis and Pacific R'y Co.....	3,183,582 09	1,016,085 54	3,715,961 24	4,694,121 07	489,288 45	(h)11,996,885 70	69.61	356,543 01
Wheeling and Lake Erie R. R. Co.....	74,119 78	(i) 27,792 97		124,083 88	19,677 16	245,673 79		245,673 79
Totals.....	\$16,589,285 79	\$6,989,538 07	\$15,576,829 94	\$28,877,087 62	\$6,019,154 14	\$74,245,370 02	67.68	\$33,574,232 89

(a) Includes motive power. (b) Only six months of operating expenses were classified. (c) Included in construction account. (d) Maintenance of locomotives. (e) Maintenance of rolling stock. (f) Transportation expenses. (g) Traffic expenses. (h) This amount is less than the sum of the amount in the other columns; the difference is due to the fact that from January 1st, 1882 to October 31st, 1882, \$1,092,653.69 were charged to operating expenses, which properly belonged to improvement account. (i) Not classified. (j) Not reported.

CONVEYANCE STATISTICS OF OHIO,

AS REPORTED BY

COUNTY RECORDERS, FOR THE YEAR ENDING JUNE 30, 1888.

SALES OF LANDS IN OHIO, FOR THE YEAR ENDING JUNE 30, 1883.

Counties.	Sales of agricultural lands.				Sales of "town acres," or lands within incorporated limits, valued by the acre.			
	Number of sales (deeds) recorded.	Number of acres.	Average price per acre.	Total amount of consideration.	Number of sales (deeds) recorded.	Number of acres sold.	Average price per acre.	Total amount of consideration.
Adams.....	786	55,020	\$13 00	\$715,260 00	8	48	\$256 25	\$12,308 00
Allen.....	645	16,650	54 13	902,404 00				1,025 00
Ashland.....	539	14,771	42 14	6,223,786 66				1,442 00
Ashtabula.....	1,060	45,713	33 11	1,513,719 00				2,438 00
Athens.....	500	30,700	33 13	710,244 55				158,166 00
Auglaize.....	487	16,558	37 00	613,646 00				31,903 00
Belmont.....	392	18,557	48 59	901,800 00				16,365 00
Brown.....	438	18,210	31 51	573,869 00				28,612 00
Butler.....	271	10,210	72 70	742,340 00				32,740 00
Carroll.....	201	12,549	45 99	577,172 80				296 49
Champaign.....	446	17,708	55 57	984,005 00				629 61
Clarke.....	438	15,550	61 52	956,692 00				1,302 96
Clermont.....	628	21,773	43 19	940,427 00				729 55
Clinton.....	350	210,000	42 38	890,000 00				240 00
Columbiana.....	313	15,502	57 80	896,015 60				275 00
Coshocton.....	489	21,915	41 75	915,033 92				
Crawford.....	363	14,520	51 00	740,520 00				
Cuyahoga.....	530	14,329	82 81	1,186,587 00				
Darke.....	967	34,251	55 64	1,905,677 30				

Defiance	24,548	22 76	539,280 00						
Delaware	16,286	53 76	875,535 36						
Erie	7,400	71 62	530,000 00				500 00	20,000 00	
Fairfield	28,012	49 16	1,377,336 16				2,400 00	1,200 00	
Fayette	14,243	60 41	800,534 00				393 38	14,555 00	
Franklin	26,242	59 00	1,548,278 00						
Fulton	19,350	41 28	798,895 00				135 50	28,455 00	
Galla	28,330	17 00	481,610 00				115 00	1,495 00	
Geauga	20,959	41 62	859,923 00				5 30	181 66	5,450 00
Greene	12,838	75 62	978,303 27				23	570 65	13,125 00
Guernsey	40,261	31 00	1,248,089 00						
Hamilton	27,550	42 37	1,107,459 77						
Hancock	27,061	42 16	1,140,680 62				9	351 11	3,160 00
Hardin	18,410	38 20	703,262 00						
Harrison	65,400	21 84	1,433,200 00						
Henry	16,884	42 41	716,050 44						
Highland	18,908	32 31	611,031 00						
Hocking	14,926	51 27	765,224 00				45	222 31	10,004 00
Holmes	21,961	59 86	1,314,683 77				299	206 86	61,852 00
Huron	15,688	20 55	322,519 55						
Jackson	22,500	40 00	940,000 00				150	75 00	33,780 00
Jefferson	23,709	53 97	1,279,639 69						
Knox	8,214	65 46	538,289 00				31	305 00	9,465 43
Lake	14,425	17 28	249,394 67				64	715 45	4,650 41
Lawrence	2,566	59 00	151,394 00				7	319 00	5,104 00
Licking	21,444	46 96	1,007,192 00				30	714 10	34,277 00
Logan	19,176	62 74	1,195,431 00						
Lorain	10,467	49 44	517,588 48				324	603 43	194,863 32
Lucas	13 577	48 83	677,709 80				19	468 80	9,376 00
Madison	9,165	33 40	395,944 00				83	417 90	34,646 00
Mahoning	18,314	52 07	953,679 00				68	825 32	83,358 00
Marion	37,180	50 00	1,839,000 00				25	100 00	5,000 00
Medina	7 740	24 00	185,760 00				13	118 42	6,750 00
Mercer	33,275	35 00	1,164,625 00				6		
Miami	15,685	84 91	1,391,832 00				36	150 00	19,040 00
Monroe	21,175	23 75	503,648 00				20	289 65	5,793 00
Montgomery	16,979	93 56	1,688,605 92				22	4,225 00	95,281 20

SALES OF LANDS IN OHIO, ETC.—Continued.

Counties.	Sales of agricultural lands.				Sales of "town acres," or lands within incorporated limits, valued by the acre.			
	Number of sales (deeds) recorded.	Number of acres.	Average price per acre.	Total amount of consideration.	Number of sales (deeds) recorded.	Number of acres sold.	Average price per acre.	Total amount of consideration.
Morgan.....	358	12,870	\$34 07	\$438,577 10
Morrow.....	338	16,680	53 15	886,600 00
Muskingum.....	378	21,286	37 64	801,213 00	57	256	\$260 68	\$66,734 00
Noble.....	381	15,384	33 00	507,672 00
Ottawa.....	450	21,070	34 02	716,846 48
Paulding.....	1,430	101,950	24 80	2,529,250 00	45	94	105 00	9,870 00
Perry.....	383	12,814	38 40	492,057 60	3	3	1,200 00	3,600 00
Pickaway.....	263	12,982	55 53	720,802 00	40	72	356 26	25,651 00
Pike.....	356	20,171	7 13	143,899 00
Portage.....	729	21,226	68 00	1,443,368 00	12	12	761 48	9,137 84
Preble.....	510	20,400	50 00	1,020,000 00	5	5	350 00	1,750 00
Putnam.....	1,075	50,640	22 56	1,142,438 40
Richland.....	566	20,685	48 26	988,349 00	1	109	110 00	12,000 00
Ross.....	513	36,521	22 46	820,369 00
Sandusky.....	447	15,210	80 00	1,216,800 00	39	127	218 00	27,686 00
Seneca.....	423	37,144	9 31	345,735 00	11	17	802 64	13,645 00
Shelby.....	505	21,466	70 83	1,520,563 18
Stark.....	488	31,135	27 91	869,075 03	2	225	146 66	3,300 00
.....	858	24,598	91 46	2,240,651 00

CONVEYANCE STATISTICS.

Summit.....	635	14,277	74 95	1,070,193 00	136	86	2,253 59	193,809 00
Trumbull.....	620	28,747	38 27	1,081,223 00	97	125	105 00	13,177 24
Tuacrawas.....	482	21,311	34 24	1,146,117 00	97	140	249 82	34,574 18
Union.....	556	22,189	31 85	1,147,546 00	13	83	47 22	3,920 00
Van Wert.....	767	33,842	5 06	903,063 00	80	227	236 43	53,765 89
Vinton.....	428	30,920	31 03	237,720 00
Warren.....	395	14,970	31 03	748,726 00
Washington.....	716	27,678	4 89	469,191 00
Wayne.....	652	17,319	81 83	1,417,340 00
Williams.....	346	18,688	41 70	779,250 00
Wood.....	796	39,316	40 81	1,625,693 00	43	148	167 77	24,831 00
Wyandot.....	332	22,380	43 68	973,368 00	16	32	175 00	5,600 00
Totals.....	50,510	2,172,137	\$39 67	\$86,187,516 75	1,559	5,004	\$338 00	\$1,691,343 51

SALES OF LANDS IN OHIO, ET C. - (Continued.)

Counties.	Sales of city, town, and village lots.		Mixed sales of land.		Sales of lands for one dollar consideration.		Total number of all sales (deeds) recorded.	Total amount of consideration.
	Number of sales (deeds) recorded.	Total amount of consideration.	Number of sales (deeds) recorded.	Total amount of consideration.	No. deeds.	No. acres.		
Adams	815	\$10,500 00	21	1,122	\$805,760 00
Allen	725	538,027 00	276	1,634	1,452,739 00
Ashland	450	407,457 45	16	1,005	6,631,260 11
Ashabula	712	570,141 00	89	23	1,898	2,084,885 00
Athens	405	281,449 58	6	38	954	993,136 13
Auglaize	371	112,533 00	25	2,000	903	728,642 00
Belmont	639	551,203 00	49	\$121,819 00	64	1,245	1,733,052 00
Brown	188	54,103 00	50	26,505 00	39	2,758	758	686,019 00
Butler	518	836,549 00	10	130	3,007	965	1,595,393 00
Carroll	220	95	40,500 00	606	655,284 80
Champaign	533	408,980 00	58	1,001	1,425,783 00
Clarke	1,058	1,569,578 00	112	1,658	2,588,924 00
Clermont	324	217,576 00	12	1,208 00	104	2,424	1,144	1,173,802 00
Cincinnati	305	225,000 00	10	740	1,235,010 00
Columbiana	676	534,121 00	3	20,000 00	42	1,798	1,037	1,450,036 60
Coahuila	261	118,730 57	43	708	1,033,764 49
Crawford	407	229,234 23	108	878	969,892 23
Cuyahoga	4,106	10,084,530 00	1,092	5,728	11,271,117 00
Darke	801	563,556 03	112	763	1,880	2,469,233 33
Defiance	409	454,104 00	41	1,011	1,013,425 00
Delaware	420	312,727 87	25	48,211 00	54	1,015	1,236,374 23

CONVEYANCE STATISTICS.

U. C.	347	\$2,550,000 00						100	250	755	\$835,000 00
Fairfield	145	1,771 00						60	2,320	957	1,660,207 16
Fayette	240	188,802 00						83	6,976	685	1,063,961 00
Franklin	1,840	3,214,840 00		92				406	5,685	3,004	4,763,078 00
Fulton	370	254,915 00						64		907	1,082,299 00
Gallia	263	111,873 00		27	\$5,960 00			44	5,160	768	600,938 00
Geauga	67	10,064 00		33	10,079 00			37	1,252	663	915,516 00
Greene	352	275,732 60		43	80,173 13			40	1,558	849	1,347,434 00
Guernsey	265	138,065 00						9	876	786	1,386,163 00
Hamilton											● 1,386,163 00
Hancock	522	413,142 29						42		1,152	1,580,644 06
Hardin	639	561,772 19		92	103,391 60			33		1,275	1,804,047 41
Harrison	221	131,211 00								691	834,473 00
Henry	310	297,920 00						172		1,282	1,433,200 00
Hickland	320	114,166 00		2	3,392,200 00			114		714	1,013,970 44
Hooking	230	137,968 00		12				19	2,825	553	4,117,436 00
Hollies	117	149,388 70		37	18,039 60			10	1,605	494	913,206 00
Huron	601	449,388 70						139	1,605	1,342	1,844,103 07
Jackson	405	203,680 98		30	71,723 00			33	604	910	597,956 53
Jefferson								65	3,250	665	1,063,750 00
Knox	454	409,619 50						91		1,104	1,689,350 19
Lake	210	251,788 66		14	26,721 12			42	1,902	564	826,235 11
Lawrence	264	195,796 19			14,053,569 00			25			14,249,356 19
Licking	60	7,098 00						4	240	695	171,986 00
Logan	481	201,750 00						33	660	991	1,343,282 00
Lorain	737	743,837 00		3	14,452,500 00			118	1,045	1,412	16,391,886 00
Lucas	1,534	2,974,615 00		67	85,274 00			396	1,880	2,328	3,772,340 80
Madison	184	130,136 00		13	1,188 00			61	373	484	818,480 80
Mahoning	700	865,973 00		25				40		1,331	1,206,603 00
Marion	332	246,071 00						114		904	1,283,108 00
Medina	150	110,000 00						8	500	898	1,974,000 00
Meigs	450	235,010 00		3	42,760 00			13		800	470,323 00
Mercer	398	193,213 00		78	23,240 00			12		1,250	1,357,850 00
Miami	831	665,634 68		8	8,700 00			82		1,552	2,039,838 68
Monroe	36	56,607 50						19		622	574,767 50

SALES OF LAND IN OHIO, ETC.—Concluded.

Counties.	Sales of city, town, and village lots.		Mixed sales of land.		Sales of lands for one dollar consideration.		Total number of all sales (deeds) recorded.	Total amount of consideration.
	Number of sales (deeds) recorded.	Total amount of consideration.	Number of sales (deeds) recorded.	Total amount of consideration.	No. deeds.	No. acres.		
Montgomery	1,442	\$2,589,308 11	371	2,345	\$4,373,195 23
Morgan	144	86,904 13	\$4,722 00	10	415	519	443,309 10
Morrow	239	144,200 00	67	2,120	643	1,030,800 00
Muskingum	557	484,427 00	155	82,596 00	98	1,245	1,435,068 00
Noble	171	61,821 00	19	620	571	569,512 00
Ottawa	356	185,260 43	63	2,596	869	902,169 91
Paulding	225	59,567 00	38	35,680 00	85	1,823	2,634,452 00
Perry	427	206,628 00	45	58,175 00	38	896	760,460 60
Pickaway	244	145,135 00	74	4,639	621	887,662 00
Pike	104	31,475 00	8	541	468	175,382 00
Portage	281	331,294 32	43	1,065	1,763,843 06
Preble	280	196,000 00	20	200	815	1,217,770 00
Putnam	450	215,850 00	30	1,555	1,164,208 00
Richland	666	287,712 00	49	1,282	1,298,061 00
Ross	441	679,843 00	2	49,400 00	114	5,484	1,070	1,200,212 00
Sandusky	541	387,209 00	23	1,694 00	87	1,901	1,137	1,681,182 00
Scioto	318	296,460 00	6	75,015 00	20	778	657,534 00
Seneca	703	786,093 13	40	74,528 55	33	1,112	1,281	2,351,704 31
Shelby	305	263,390 00	100	32	927	1,210,326 48
Stark	1,490	1,759,738 00	149	2,492	4,099,869 00
Summit	839	1,078,651 58	2	2,950 00	164	1,676	2,345,903 58

Trumbull	573	451,200 65	72	83,196 11	111	2,263	1,473	1,628,908 00
Tuscarawas	797	569,667 14	14	14,610 00	68	1,458	1,765,463 07
Union	418	258,364 06	39	1,536	1,026	1,407,838 71
Van Wert	436	199,849 42	11	39,925 00	146	2,334½	1,449	1,194,446 64
Vinton	129	47,143 00	28	585	384,891 00
Warren	190	230,334 00	20	* 4,338,184 00	75	2,414	5,367,319 00
Washington	319	174,073 00	16	698	1,051	583,264 00
Wayne	462	427,960 00	69	419	427,960 00
Williams	561	262,247 00	30	937	1,041,527 00
Wood	713	327,773 00	64	3,112	1,616	1,977,697 00
Wyandot	342	296,718 00	86	41,304 00	16	574	792	1,317,006 00
Totals.....	23,391	\$46,165,648 88	1,539	\$27,594,741 11	7,220	85,099½	96,414	\$159,539,641 65

* This amount includes \$3,965,000 "sale" of Marietta and Cincinnati Railroad lands, etc.
 † This is reported as the "sale" of the Cleveland, Tuscarawas Valley and Wheeling Railroad. The same transaction is reported by the Recorder of Wayne county.
 ‡ \$4,338,183 of this amount is reported as "railroad consideration."

LEASES AND MORTGAGES OF LANDS IN OHIO FOR THE YEAR ENDING JUNE 30, 1883.

Counties.	Leases.				Mortgages.			
	Leases of agricultural lands.		Leases of city, town, and village lots.		Mortgages recorded.		Mortgages canceled.	
	Number.	Amount.	Number.	Amount.	Number.	Amount.	Number.	Amount.
Adams.....	8	\$30,150 00	15	\$17,349 00	369	\$333,457 00	324	\$325,875 00
Allen.....	23	1,075 00	2	6,147 00	755	687,894 00	415	315,631 00
Ashland.....	10	1,474 00	7	6,147 00	514	639,193 53	346	427,082 26
Ashtabula.....	2	213 00	3	901 00	1,141	1,257,360 00	734	610,570 00
Auglaize.....	6	213 00	3	901 00	403	595,188 99	249	538,785 25
Belmont.....	8	14,276 00	21	29,781 00	433	246,271 00	382	262,454 00
Butler.....	18	18,222 00	43	109,782 00	784	855,785 00	508	611,723 00
Carroll.....	3	2,620 00	1	1,250 00	390	1,376,807 00	630	816,410 25
Champaign.....	7	27,000 00	3	2,400 00	1,041	347,064 00	288	237,961 00
Clarke.....	4	3,850 25	6	2,250 00	208	283,373 00	227	186,855 00
Clermont.....	3	1,500 00	4	2,980 00	715	755,965 00	587	516,895 00
Clinton.....	30	14,974 00	289	1,479,374 83	1,383	1,505,022 00	917	836,902 00
Columbiana.....	12	2,650 00	6	16,250 35	553	494,042 25	433	314,492 13
Coshocton.....	4	3,850 25	6	2,250 00	345	398,000 00	179	181,500 00
Crawford.....	3	1,500 00	4	2,980 00	1,116	1,055,103 00	637	566,164 00
Cuyahoga.....	6	900 00	12	1,150 00	359	411,956 61	355	324,128 67
Darke.....	30	14,974 00	289	1,479,374 83	830	551,837 05	345	327,802 21
Defiance.....	12	2,650 00	6	16,250 35	3,938	5,862,332 00	3,265	5,031,044 00
Delaware.....	6	900 00	12	1,150 00	1,091	991,555 52	846	738,136 78
Erle.....	80	7,200 00	14	5,560 00	542	545,031 00	383	332,757 00
Fairfield.....	6	6,030 94	14	5,560 00	383	342,137 08	327	339,478 11
Fayette.....	3	1,928 00	6	55,982 40	490	688,275 48	257	415,796 60
Franklin.....	12	1,928 00	109	55,982 40	413	515,980 00	259	540,602 00
Fulton.....	11	3,340 00	10	1,650 00	2,164	3,043,453 80	1,785	2,078,890 00
					541	469,927 00	351	286,201 00

LEASES AND MORTGAGES OF LANDS IN OHIO, ETC.—Continued.

Counties.	Leases.				Mortgages.			
	Leases of agricultural lands.		Leases of city, town, and village lots.		Mortgages recorded.		Mortgages canceled.	
	Number.	Amount.	Number.	Amount.	Number.	Amount.	Number.	Amount.
Portage	137	\$6,165 00	12	\$2,187 26	582	\$654,538 24	435	\$469,691 02
Putnam	4	1,800 00	5	350 00	480	433,300 00	242	319,070 00
Putnam	8	1,500 00	663	607,190 00	230	193,666 00
Richland	2	5,000 00	8	12,548 00	663	737,079 00	375	484,514 00
Ross	9	6,903 00	8	9,320 00	572	732,984 00	520	542,529 00
Sandusky	17	4,200 00	11	3,402 00	681	577,248 00	580	548,312 00
Scioto	6	2,748 00	3	34,460 00	442	469,854 00	257	191,277 61
Seneca	8	10,325 00	8	8,920 00	632	934,648 45	516	567,068 00
Shelby	8	4,495 00	1	3,000 00	615	619,788 47	427	347,024 61
Stark	1,724	1,746,280 00	1,016	900,205 00
Summit	14	2,010 00	31	18,483 00	1,241	1,180,363 00	1,241	991,152 03
Trumbull	124	27,700 00	17	7,569 75	582	566,778 43	544	827,176 38
Tuscarawas	7	4,879 00	9	11,100 00	804	852,481 26	567	497,185 71
Union	6	1,450 00	555	698,509 11	375	433,376 82
Van Wert	7	1,540 00	5	860 00	517	447,841 40	539	421,348 55
Vinton	4	1,127 00	2	100 00	178	113,909 00	143	104,760 00
Warren	2	7,860 00	4	4,051 00	446	574,807 00	429	561,922 00
Washington	9	3,794 00	5	2,142 00	531	335,787 00	414	255,612 00
Wayne	5	820 00	10	3,620 00	681	1,281,176 86	447	589,033 00
Williams	12	100 00	4	860 00	460	446,087 00	324	263,534 00
Wood	9	4,375 00	1	600 00	871	802,954 00	285	292,271 00
Wyandot	4	1,351 00	6	15,420 00	528	632,218 00	361	267,218 00
Totals	1,831	\$362,354 41	1,045	\$2,227,503 73	61,272	\$68,819,445 43	40,713	\$42,394,844 05

MORTGAGES OF RAILROAD AND TELEGRAPH COMPANIES IN OHIO FOR THE YEAR ENDING JUNE 30, 1883.

CONVEYANCE STATISTICS.

Counties.	No.	Mortgages recorded.	No.	Mortgages cancelled.	Name of corporation.
Allen	1	\$20,000			Chicago and Atlantic Railroad Company.
Ashland	1	\$10,000,000			Federal Telegraph Company.
Ashtabula	1	5,000,000			The Mutual Union Telegraph Company.
	1	10,000,000			The New York, Chicago and St. Louis Railroad Company.
	1	7,000,000			The Conotton Valley Railway Company.
Athens	6	20,800,000			The Cincinnati, Washington and Baltimore Railroad Company.
Auglaize	1	7,500,000			Scioto Valley Railway Company.
Belmont	1	2,500,000	1	\$1,210,000	The Bellair, Zanesville and Cincinnati Railroad Company.
"	1	6,000,000			Cincinnati, Wheeling and New York Railroad Company (first).
"	1	3,000,000			Cincinnati, Wheeling and New York Railroad Company (second).
Brown	1	500,000		15,000	Bellaire Street Railway Company. Railroad Company.
Carroll	1	1,600,000		4,000,000	Wheeling and Cincinnati Mineral Railroad Company.
	1	1,600,000			Columbus and Ohio River Railway Company.
Champaign	1	22,000,000	1	662,000	Cleveland, Youngstown and Pittsburgh Railroad Company.
Clarke	1	1,500,000			The Conotton Valley Railway Company.
Columbiana	1	16,000,000	1	16,000,000	Cincinnati, St. Louis and Pittsburgh Railroad Company.
Cuyahoga	1	18,300	1	18,300	Little Miami Railroad Company.
	1	1,125,000	1	1,125,000	New York, Pittsburgh and Chicago Railroad.
	1	16,600,000	1		Cleveland and Pittsburgh Railroad Company.
Erie	10	965,000	2		Conotton Northern Railroad Company.
Hamilton	1	2,400,000			New York, Chicago and St. Louis Railroad Company.
Hardin	1	800,000	1	1,740,000	Wheeling and Lake Erie Railroad Company.
Holmes	1	40,115			Toledo and Indianapolis Railroad.
Jefferson	1	6,000,000			The Youngstown and Austintown.
Lucas	1	2,400,000			Pittsburgh and Western Railway.
Mahoning	1	205,000			The Pittsburgh, Cleveland and Toledo Railroad Company.
Portage	1	3,000	1	1,000,000	Cleveland, Youngstown and Pittsburgh Railroad Company.
Trumbull	1				Chicago and Atlantic Railroad Company.
Van Wert	1				Pittsburgh and Western Railway.

1 see mortgages are recorded in each county through which the railroad and telegraph lines run.



**MISCELLANEOUS, STATE, AND NATIONAL
STATISTICS,**

COMPILED FROM OFFICIAL REPORTS.

GOVERNORS OF THE STATES AND TERRITORIES.

States.	Capitals.	Governors.	Term expires.	Salary.
Alabama	Montgomery	Edward A. O'Neal	December 1, 1884	\$3,000 00
Arkansas	Little Rock	James H. Berry	January 2, 1885	3,000 00
California	Sacramento	George Stoneman	January 3, 1887	6,000 00
Colorado	Denver	James B. Gruit	January 9, 1885	5,000 00
Connecticut	Hartford	Thomas M. Waller	January 3, 1885	2,000 00
Delaware	Dover	Charles C. Stockley	January 21, 1887	2,000 00
Florida	Tallahassee	Wm. D. Bloxham	January 6, 1885	3,500 00
Georgia	Atlanta	H. M. McDaniel	November 3, 1884	3,000 00
Illinois	Springfield	John M. Hamilton	January 12, 1885	6,000 00
Indiana	Indianapolis	Albert G. Porter	January 12, 1885	5,000 00
Iowa	Des Moines	Buren R. Sherman	January 11, 1886	3,000 00
Kansas	Topeka	George W. Glick	January 9, 1885	3,000 00
Kentucky	Frankfort	J. Proctor Knott	September 7, 1887	5,000 00
Louisiana	Baton Rouge	Samuel D. McEnery	May 19, 1884	4,000 00
Maine	Augusta	Frederick Robie	January 7, 1885	2,000 00
Maryland	Annapolis	Robert M. McLane	January 4, 1888	4,500 00
Massachusetts	Boston	George D. Robinson	January 7, 1885	4,000 00
Michigan	Lansing	Josiah W. Begole	January 1, 1885	1,000 00
Minnesota	St. Paul	Lucius F. Hubbard	January 4, 1888	3,800 00
Mississippi	Jackson	Robert Lowry	January 5, 1886	4,000 00
Missouri	Jefferson City	Thomas T. Crittenden	January 12, 1885	5,000 00
Nebraska	Lincoln	James W. Dawes	January 8, 1885	2,600 00
Nevada	Carson City	Jewett D. Adams	January 2, 1887	5,000 00
New Hampshire	Concord	Samuel W. Hale	June 4, 1885	1,000 00
New Jersey	Trenton	Leon Abbott	January 18, 1887	5,000 00
New York	Albany	Grover Cleveland	January 1, 1886	10,000 00
North Carolina	Raleigh	Thomas J. Jarvis	January 1, 1885	3,000 00
Ohio	Columbus	George Hoadly	January 11, 1886	4,000 00
Oregon	Salem	Zenas F. Moody	January 1, 1887	1,500 00
Pennsylvania	Harrisburg	Robert E. Pattison	January 16, 1887	10,000 00

Rhode Island.....A.....	Newport and Providence.....	Augustus O. Bourn	May	27, 1884	1,000 00
South Carolina	Columbia.....	Hugh S. Thompson	December	30, 1884	3,500 00
Tennessee.....	Nashville.....	William B. Bate.....	January	15, 1885	4,000 00
Texas	Austin	John Ireland.....	January	15, 1885	4,000 00
Vermont	Montpelier	John L. Barstow	October	4, 1884	1,000 00
Virginia.....	Richmond	W. E. Cameron.....	January	1, 1886	5,000 00
West Virginia.....	Wheeling.....	Jacob B. Jackson.....	March	4, 1885	2,700 00
Wisconsin.....	Madison.....	Jeremiah M. Rusk.....	January	5, 1885	5,000 00
TERRITORIES.					
Arizona	Prescott	Frederick Tritle	February	6, 1886	\$2,600 00
Dakota	Bismarck	N. G. Ordway.....	May	22, 1884	2,600 00
Idaho	Boise City.....	John N. Irwin.....	March	2, 1887	2,600 00
Montana	Helena	J. S. Crosby.....	August	4, 1886	2,600 00
New Mexico.....	Santa Fe.....	Lionel A. Sheldon	May	5, 1885	2,600 00
Utah	Salt Lake City	Eli H. Murray.....	January	27, 1884	2,600 00
Washington	Olympia.....	Wm. A. Newell.....	April	26, 1884	2,600 00
Wyoming.....	Cheyenne	William Hale.....	August	3, 1886	2,600 00

HISTORICAL AND STATISTICAL TABLE OF THE UNITED STATES AND TERRITORIES, SHOWING THE AREA OF EACH IN SQUARE MILES AND ACRES; THE DATE OF ORGANIZATION OF TERRITORIES; DATE OF ADMISSION OF NEW STATES INTO THE UNION; AND THE POPULATION OF EACH STATE AND TERRITORY AT THE TAKING OF THE CENSUS IN 1880.

[From the Annual Report of the Commissioner of the General Land Office.]

Civil divisions.	Act Organizing Territory.	United States.		Act Admitting State.	United States.		Area of the States and Territories.		Number of acres surveyed up to June 30, 1882.	Area remaining unsurveyed on June 30, 1882.	Population in 1880.
		Vol.	Page.		Vol.	Page.	In square miles.	In acres.			
THE THIRTEEN ORIGINAL STATES.											
New Hampshire							9,280	5,889,200			346,981
Massachusetts							7,800	4,992,000			1,783,085
Rhode Island							1,806	835,840			276,581
Connecticut							4,750	3,040,040			622,700
New York							47,000	30,080,000			5,082,871
New Jersey							8,320	5,324,800			1,131,116
Pennsylvania							46,000	29,440,000			4,282,891
Delaware							2,120	1,356,800			146,608
Maryland							11,124	7,119,800			934,843
Virginia							38,346	24,547,720			1,512,545
North Carolina							50,764	32,450,560			1,396,750
South Carolina							34,000	21,760,000			985,577
Georgia							56,000	37,120,000			1,542,160
STATES ADMITTED.											
Kentucky				Feb. 4, 1791	1	180	37,890	24,115,200			1,648,690
Vermont				Feb. 18, 1791	1	191	10,212	6,585,680			820,286
Tennessee				June 1, 1796	1	491	45,600	29,184,000			1,542,339
Maine				Mar. 3, 1820	3	514	35,000	22,400,000			640,838
Texas				Dec. 29, 1845	9	108	274,356	176,587,840			1,661,749
West Virginia				Dec. 31, 1862	12	633	23,000	14,720,000			616,457
PUBLIC LAND STATES AND TERRITORIES.—STATES.											
Ohio	Mar. 8, 1803			Apr. 30, 1802	2	173	39,972	25,581,976	25,581,976		8,166,062
Louisiana	May 7, 1800	2	331	Apr. 8, 1812	2	701	41,346	26,946,111	25,946,111		888,946
Indiana	April 7, 1798	3	58	Dec. 11, 1816	3	399	33,848	21,637,760	21,637,760	616,329	1,675,301
Mississippi		1	549	Dec. 10, 1817	8	472	47,166	30,176,840	30,176,840		1,181,687

State/Territory	Census Year	Population	Area (sq. mi.)	Density	Population per sq. mi.	Population per 1000	Population per 100,000	Population per 1,000,000	Population per 10,000,000	Population per 100,000,000	Population per 1,000,000,000
Illinois	Mar. 3, 1899	3	514	3	1818	55,414	35,465,083	35,465,083	3,077,871	307,787	30,778,710
Alabama	Mar. 3, 1817	3	371	3	1419	50,723	32,462,115	32,462,115	1,393,505	139,350	13,935,050
Missouri	June 4, 1817	2	743	2	1821	65,370	41,896,981	41,896,981	2,186,390	218,639	21,863,900
Arkansas	Mar. 4, 1819	2	483	2	1836	52,203	33,410,083	33,410,083	1,636,528	163,652	16,365,280
Michigan	Jan. 11, 1845	3	309	3	1857	56,451	36,128,640	36,128,640	1,636,987	163,698	16,369,870
Florida	Mar. 30, 1845	3	654	3	1845	59,268	30,272,013	30,272,013	299,498	29,949	2,994,980
Iowa	June 12, 1838	5	285	5	1845	55,924	35,228,909	35,228,909	1,624,015	162,401	16,240,150
Wisconsin	Apr. 20, 1838	5	10	5	1847	53,924	34,511,360	34,511,360	1,815,497	181,549	18,154,970
California	Mar. 3, 1849	9	403	9	1857	157,901	100,982,640	100,982,640	40,498,087	4,049,808	40,498,087
Minnesota	Aug. 14, 1848	9	323	9	1857	157,901	53,459,840	53,459,840	884,994	88,499	8,849,940
Oregon	Mar. 30, 1854	10	277	10	1861	80,981	60,975,390	60,975,390	780,773	78,077	7,807,730
Kansas	Mar. 2, 1861	12	209	12	1864	112,080	51,770,240	51,770,240	174,768	17,476	1,747,680
Nevada	May 30, 1864	10	277	10	1867	75,985	22,599,688	22,599,688	98,298	9,829	982,980
Nebraska	Mar. 30, 1864	10	277	10	1867	75,985	43,983,119	43,983,119	452,402	45,240	4,524,020
Colorado	Feb. 28, 1861	12	178	12	1875	104,500	68,880,000	68,880,000	194,327	19,432	1,943,270
TERRITORIES.											
Wyoming	July 26, 1868	15	178	15	1868	97,883	62,645,120	62,645,120	90,789	9,078	907,890
New Mexico	Sept. 9, 1850	9	446	9	1850	121,291	77,688,640	77,688,640	119,585	11,958	1,195,850
Utah	Sept. 9, 1850	9	453	9	1850	81,476	54,094,640	54,094,640	143,668	14,366	1,436,680
Washington	Mar. 2, 1853	10	172	10	1894	69,994	44,798,180	44,798,180	79,116	7,911	791,160
Dakota	Mar. 2, 1861	12	239	12	1882	150,832	26,411,261	26,411,261	153,177	15,317	1,531,770
Arizona	Feb. 24, 1863	12	664	12	1864	113,916	72,968,240	72,968,240	66,454,450	6,645,445	66,454,450
Idaho	Mar. 3, 1863	12	908	12	1864	86,294	55,228,160	55,228,160	40,440	4,044	404,400
Montana	May 26, 1864	13	75	13	1864	143,776	82,016,640	82,016,640	80,038,018	8,003,801	80,038,018
Alaska	July 27, 1868	15	240	15	1868	577,390	869,029,000	869,029,000	38,159	3,815	381,590
Indian Territory	July 16, 1790	1	130	1	1868	68,991	44,154,240	44,154,240	17,150,250	1,715,025	17,150,250
District of Columbia	Mar. 3, 1791	1	214	1	1868	60	38,400	38,400	177,624	17,762	1,776,240
Total			3,560,275		2,291,876,888	881,725,863	983,068,075	983,068,075	50,155,788	5,015,578	50,155,788

* Figures for Indian Territory and Alaska are omitted from the census, as the inhabitants are not considered citizens.

TABLE DERIVED FROM THE CENSUS OF 1880, SHOWING THE NUMBER OF INHABITANTS IN THE STATES AND TERRITORIES BORN IN SPECIFIED FOREIGN COUNTRIES.

[From the report of the United States Commissioner of Education for 1881.]

States and Territories.	Number of inhabitants born in—				
	German Empire.	Ireland.	Great Britain.	British America.	Sweden, Norway, and Denmark.
Alabama.....	3,238	2,966	1,441	271	212
Arkansas.....	3,620	2,432	1,505	787	342
California.....	45,532	62,962	33,097	18,889	9,722
Colorado.....	7,012	8,263	11,684	5,785	3,033
Connecticut.....	15,627	70,838	20,045	16,444	2,682
Delaware.....	1,179	5,791	1,770	246	113
Florida.....	978	652	1,113	446	569
Georgia.....	2,956	4,148	1,612	348	214
Illinois.....	235,786	117,343	75,859	34,043	65,414
Indiana.....	80,756	25,741	14,767	5,569	3,886
Iowa.....	88,268	44,061	32,526	21,097	46,046
Kansas.....	28,034	14,993	20,059	12,538	14,403
Kentucky.....	30,413	18,256	5,481	1,070	189
Louisiana.....	17,475	13,807	3,320	726	633
Maine.....	688	13,421	5,401	37,114	1,360
Maryland.....	45,481	21,865	8,813	988	413
Massachusetts.....	16,872	226,700	60,732	119,302	5,971
Michigan.....	89,085	43,413	54,827	148,866	16,445
Minnesota.....	66,592	25,942	12,609	29,631	107,768
Mississippi.....	2,556	2,753	1,367	309	457
Missouri.....	106,800	48,898	21,249	8,685	4,517
Nebraska.....	31,125	10,133	11,080	8,622	16,685
Nevada.....	2,213	5,191	5,147	3,147	786
New Hampshire.....	789	13,052	4,631	27,142	240
New Jersey.....	64,935	93,079	39,803	3,536	3,115
New York.....	355,913	449,445	151,914	84,182	16,494
North Carolina.....	950	611	1,163	425	92
Ohio.....	192,597	78,927	64,340	16,146	2,006
Oregon.....	5,034	3,659	4,254	3,019	1,942
Pennsylvania.....	168,426	236,505	130,360	12,376	8,901
Rhode Island.....	1,966	35,281	15,709	18,306	887
South Carolina.....	2,846	2,626	1,038	141	128
Tennessee.....	3,983	5,975	2,792	545	374
Texas.....	35,347	8,103	8,434	2,472	2,662
Vermont.....	396	11,657	3,777	24,620	113
Virginia.....	3,759	4,835	3,815	585	138
West Virginia.....	7,029	6,459	3,044	295	62
Wisconsin.....	184,328	41,907	36,150	28,965	66,284
Arizona.....	1,110	1,296	1,016	571	282
Dakota.....	5,925	4,104	3,456	10,678	17,869
District of Columbia.....	5,055	7,840	2,200	452	115
Idaho.....	750	981	2,497	584	1,185
Montana.....	1,705	2,408	1,821	2,481	644
New Mexico.....	729	795	477	280	79
Utah.....	885	1,321	25,258	1,036	12,755
Washington.....	2,198	2,243	2,478	2,857	1,524
Wyoming.....	801	1,093	1,667	542	511
Totals.....	1,966,742	1,854,571	917,598	717,157	440,262

Columns marked with * have been computed by the Bureau of Education.

TABLE DERIVED FROM THE CENSUS OF 1880, SHOWING THE MOVEMENT OF THE NATIVE POPULATION OF THE STATES AND TERRITORIES, AND THE NET GAIN OR LOSS RESULTING TO EACH THEREBY.

[From the report of the United States Commissioner of Education, for 1881.]

States and Territories.	Number of natives—				
	Born in the State, and living in it.	Living in the State, who were born elsewhere.	Born in the State, but living in other States.	Net gain.	Net loss.
Alabama.....	1,014,633	238,138	304,556		66,418
Arkansas.....	426,677	355,498	84,063	271,435	
California.....	326,000	245,820	29,157	216,663	
Colorado.....	26,363	128,174	5,464	122,710	
Connecticut.....	398,211	94,497	140,621		46,124
Delaware.....	110,643	26,497	44,874		18,377
Florida.....	173,481	86,103	21,037	65,066	
Georgia.....	1,395,214	136,402	323,854		187,452
Illinois.....	1,709,520	784,775	553,889	230,886	
Indiana.....	1,354,565	479,558	443,925	35,633	
Iowa.....	737,306	625,659	217,389	408,270	
Kansas.....	233,066	652,944	46,085	606,859	
Kentucky.....	1,402,112	187,061	454,198		267,137
Louisiana.....	728,322	157,478	89,170	68,308	
Maine.....	563,015	27,038	182,257		155,219
Maryland.....	762,641	89,496	195,500		106,004
Massachusetts.....	1,088,565	251,029	267,730		16,701
Michigan.....	803,306	445,123	117,355	327,768	
Minnesota.....	302,371	210,726	39,379	171,347	
Mississippi.....	863,185	259,293	193,808	65,395	
Missouri.....	1,268,641	688,161	298,643	389,518	
Nebraska.....	95,790	259,198	17,688	241,510	
Nevada.....	13,732	22,881	4,524	18,357	
New Hampshire.....	242,757	57,910	128,505		70,565
New Jersey.....	725,614	183,802	180,391	3,411	
New York.....	3,556,394	315,098	1,197,153		882,055
North Carolina.....	1,344,553	51,455	293,505		242,050
Ohio.....	2,361,437	441,682	941,219		499,537
Oregon.....	67,942	76,323	13,696	62,657	
Pennsylvania.....	3,385,693	309,369	798,487		489,118
Rhode Island.....	152,487	50,051	49,235	816	
South Carolina.....	952,395	35,496	230,916		195,420
Tennessee.....	1,313,552	212,105	473,952		261,847
Texas.....	870,705	606,428	44,315	562,113	
Vermont.....	251,780	39,547	178,261		138,714
Virginia.....	1,435,124	62,745	683,306		620,591
West Virginia.....	397,267	202,925	42,946	159,079	
Wisconsin.....	693,177	216,895	200,768	16,127	
Arizona.....	8,166	16,225	923	15,302	
Dakota.....	17,796	65,586	2,844	62,742	
District of Columbia.....	80,702	79,800	21,726	58,074	
Idaho.....	5,992	16,644	1,761	14,883	
Montana.....	7,225	20,413	1,462	18,951	
New Mexico.....	101,046	10,468	12,742		2,274
Utah.....	81,716	18,203	10,414	7,839	
Washington.....	19,359	39,974	3,066	36,888	
Wyoming.....	2,496	12,443	1,595	10,848	
Unclassified.....			4,752		4,752
Totals.....	33,882,734	9,593,106	9,593,106	4,270,355	4,270,355

† All the figures except those in the first column having been computed in the Bureau of Education.

STATEMENT OF THE ASSESSED VALUATION OF TAXABLE PROPERTY.

FUNDED DEBT, AND TAXES PAID IN EACH STATE, FROM LATEST OFFICIAL REPORTS,
FOR 1883.

States.	Taxable property.		Funded debt.	Taxes paid.
	Real.	Personal.		
Alabama.....	\$91,740,530	\$64,285,883	\$9,164,600	\$906,807
Arkansas.....	75,000,000	48,000,000	2,454,000	750,000
California.....	446,219,940	161,152,822	3,303,000	3,934,184
Colorado.....	² 73,776,109		³	295,104
Connecticut.....	228,487,700	95,901,223	4,272,100	1,630,536
Delaware.....	Not assessed.		781,750	117,458
Florida.....	² 56,000,000		1,276,500	317,625
Georgia.....	148,057,235	106,195,395	9,624,135	741,824
Illinois.....	817,914,723	180,442,970	³	2,740,000
Indiana.....	541,110,434	270,858,071	4,876,608	2,764,851
Iowa.....	463,824,466	98,809,203	245,435	1,228,216
Kansas.....	127,863,782	75,320,717	1,120,175	1,512,668
Kentucky.....	278,134,467	96,420,512	180,394	2,482,696
Louisiana.....	122,889,315	58,570,646	13,195,983	1,714,984
Maine.....	² 265,978,716		5,749,900	1,063,510
Maryland.....	² 466,089,380		11,269,820	2,097,377
Massachusetts.....	1,262,698,224	515,682,475	32,511,681	2,902,546
Michigan.....	² 810,000,000		309,150	1,021,091
Minnesota.....	244,043,847	67,159,588	4,506,000	781,762
Mississippi.....	87,596,173	39,158,754	2,685,867	348,869
Missouri.....	478,454,266	170,813,976	13,979,000	2,839,523
Nebraska.....	61,700,259	48,843,385	499,267	982,012
Nevada.....	19,152,542	8,216,714	555,000	246,324
New Hampshire.....	112,911,952	100,085,140	3,306,600	398,692
New Jersey.....	452,062,356	125,922,571	1,796,300	1,200,906
New York.....	2,432,661,378	351,021,189	9,109,055	7,690,416
North Carolina.....	104,742,911	62,995,728	11,270,345	700,000
Ohio.....	1,116,681,655	518,229,079	4,901,665	4,553,242
Oregon.....	² 59,256,175		304,020	258,000
Pennsylvania ¹			111,362,731	6,346,540
Rhode Island.....	243,658,190	84,872,369	1,414,500	492,796
South Carolina.....	87,132,401	48,249,939	6,103,025	351,910
Tennessee.....	195,635,100	16,133,338	20,206,300	954,903
Texas.....	² 520,000,000		4,447,700	1,396,170
Vermont.....	106,372,797	46,218,508	³	278,397
Virginia.....	234,272,951	70,391,078	29,614,793	1,523,320
West Virginia.....	106,910,444	39,637,735	³	600,992
Wisconsin.....	353,068,413	103,256,758	2,252,057	975,931

¹ No tax on real estate.² Real and personal.³ No funded debt.

PAY OF MEMBERS OF THE LEGISLATURE OF THE SEVERAL STATES.

Alabama.....	\$4 a day and 10 cents mileage; session limited to 50 days.
Arkansas.....	\$6 a day; 60 days.
California.....	\$10 a day and \$3 for every 20 miles; 120 days.
Colorado.....	\$4 a day and mileage; 40 days.
Connecticut.....	\$270 and mileage; no limit.
Delaware.....	\$3 a day and mileage; no limit.
Florida.....	\$6 a day; 60 days.
Georgia.....	\$4 a day and mileage; 40 days.
Illinois.....	\$5 per day and 10 cents per mile and \$50; no limit.
Indiana.....	\$5 a day and mileage; 60 days.
Iowa.....	\$550 a session.
Kansas.....	\$3 a day and mileage; 50 days.
Kentucky.....	\$3 a day and 12½ cents per mile; 60 days.
Louisiana.....	\$8 a day and mileage; 60 days.
Maine.....	\$150; no limit.
Maryland.....	\$5 a day and mileage; 90 days.
Massachusetts.....	\$650; no limit.
Michigan.....	\$3 a day and 10 cents a mile and \$5; no limit.
Minnesota.....	\$5 a day and 15 cents a mile; 60 days.
Mississippi.....	\$500; no limit.
Missouri.....	\$5 a day and mileage and \$30; 70 days.
Nebraska.....	\$3 a day and mileage; 40 days.
Nevada.....	\$8 a day and 40 cents a mile; 60 days.
New Hampshire.....	\$3 a day and mileage; no limit.
New Jersey.....	\$500; no limit.
New York.....	\$1,500; no limit.
North Carolina.....	\$4 a day and 10 cents per mile; 60 days.
Ohio.....	\$1,200 per term and 12 cents mileage; no limit.
Oregon.....	\$3 a day and \$3 for every 20 miles; 40 days.
Pennsylvania.....	\$1,000; no limit.
Rhode Island.....	\$1 a day and 8 cents a mile; no limit.
South Carolina.....	\$5 a day and 10 cents a mile; no limit.
Tennessee.....	\$4 a day and 16 cents a mile; 75 days.
Texas.....	\$5 a day and mileage; 60 days.
Vermont.....	\$3 a day; no limit.
Virginia.....	\$540; 90 days.
West Virginia.....	\$4 a day and mileage; 45 days.
Wisconsin.....	\$350; no limit.
Territories.....	\$6 a day and mileage; 40 days.

"	February 9, 1853.....	{	550,525	550,584
"	July 28, 1866.....	{	458,771	368,156
Missouri	April 10, 1869.....			
"	March 8, 1870.....			
"	June 10, 1852.....			
"	June 10, 1852.....			
"	February 9, 1853.....			
"	July 28, 1866.....	{	781,944	603,186
"	July 4, 1866.....	{	1,161,235	728,849
"	May 15, 1856.....			
"	June 2, 1864.....			
Iowa	February 10, 1866.....			
"	May 15, 1856.....			
"	June 2, 1864.....			
"	January 31, 1873.....			
"	May 15, 1856.....			
"	June 2, 1864.....			
"	May 15, 1856.....			
"	June 2, 1864.....			
"	March 2, 1868.....			
"	August 8, 1846.....			
"	July 12, 1862.....			
"	May 12, 1864.....			
"	May 12, 1864.....			
"	May 12, 1864.....			
Michigan	June 3, 1836.....			
"	June 3, 1856.....			
"	June 3, 1856.....			
"	June 3, 1856.....			
"	June 7, 1864.....			
"	June 3, 1856.....			
"	March 3, 1865.....			
"	July 5, 1862.....			
Wisconsin	June 3, 1856.....			
Little Rock and Fort Smith.....			948,643	292,051
Hannibal and St. Joseph.....			1,261,181	481,974
Pacific and Southwest Branch.....			1,226,163	161,173
St. Louis, Iron Mountain and Southern.....			1,298,739	782,460
St. Louis and Iron Mountain.....			1,226,163	359,660
Burlington and Missouri River.....				683,023
Chicago, Rock Island and Pacific.....				550,468
Cedar Rapids and Missouri River.....				569,001
Iowa Falls and Sioux City.....				183,903
Dubuque and Sioux City.....				138,187
Des Moines Valley.....				407,910
Chicago, Milwaukee and St. Paul.....				37,467
McGregor and Missouri River.....				743,009
Sioux City and St. Paul.....				512,337
Port Huron and Lake Michigan.....				629,983
Jackson, Lansing and Saginaw.....				622,967
Flint and Pere Marquette.....				437,411
Grand Rapids and Indiana.....				128,000
Marquette, Houghton and Ontario.....				617,826
Chicago and Northwestern.....				802,817
Chicago, St. Paul and Minneapolis.....				993,983

LAND GRANTS BY ACTS OF CONGRESS TO STATES AND CORPORATIONS FOR RAILROAD PURPOSES, FROM THE FIRST GRANT IN 1850, TO JUNE 30, 1882.

States.	Date of grant.	Name of road.	Estimated number of acres in the grant.	Number of acres certified up to June 30, 1882.
Illinois	September 20, 1850	Illinois Central	2,595,053	2,595,053
"	September 20, 1850	Mobile and Chicago.....		737,130
Mississippi	September 20, 1853	Mobile and Ohio River.....	1,004,640	198,027
"	August 11, 1856.....	Vicksburg and Meridian	404,800	419,528
Alabama	September 20, 1850	Mobile and Ohio River.....	230,400	394,522
"	May 17, 1856	Alabama and Florida	419,520	
"	{ June 3, 1856.....	Selma, Rome and Dalton.....	481,920	457,215
"	{ May 23, 1872.....	Coosa and Tennessee.....	132,480	67,784
"	June 3, 1856.....	Mobile and Girard.....	480,880	504,145
"	{ June 3, 1856.....	Alabama and Chattanooga	897,920	601,970
"	{ April 10, 1869	South and North Alabama	576,000	436,908
"	{ June 3, 1856.....	Florida Railroad.....	442,542	290,183
Florida	May 17, 1856	Florida and Alabama	165,688	1,275,579
"	May 17, 1856	Pensacola and Georgia	1,568,729	29,384
"	May 17, 1856	Florida, Atlantic and Gulf Central.....	183,153	353,211
Louisiana.....	June 3, 1856	North Louisiana and Texas.....	610,880	
"	{ June 3, 1856.....	New Orleans, Opelousas and Great Western.....	967,840	719,193
"	{ June 14, 1870.....	St. Louis, Iron Mountain and Southern.....	1,160,667	1,115,117
Arkansas	{ February 9, 1853	Memphis and Little Rock	1,040,000	204,079
"	{ July 29, 1866		438,646	127,238
"	{ May 6, 1870		365,629	13,716
"	{ February 9, 1853			
"	{ July 28, 1866			

Corporations.....	March 8, 1869	Union Pacific, (successor to Denver Pacific).....	1,000,100	86,237
"	July 1, 1862	Central Pacific.....	8,000,000	721,435
"	July 1, 1862			
"	July 2, 1864			
"	March 3, 1865.....	Central Pacific (successor to Western Pacific)	1,100,100	446,231
"	May 21, 1866			
"	July 2, 1864.....	Burlington and Missouri River.....	2,441,000	2,373,291
"	July 2, 1864.....	Stoux City and Pacific.....	60,000	41,398
"	July 2, 1864.....	Northern Pacific.....	47,000,000	746,509
"	July 25, 1866.....	Oregon Branch, Central Pacific.....	3,000,000	1,337,919
"	July 25, 1866.....	Oregon and California.....	3,500,000	322,062
"	July 27, 1866.....	Atlantic and Pacific	42,000,000	959,207
"	July 27, 1866.....	Southern Pacific	6,000,000	980,757
"	July 25, 1868			
"	March 3, 1871.....	Southern Pacific Branch Line.....	3,520,000	104,732

LAND GRANTS BY ACTS OF CONGRESS TO STATES AND CORPORATIONS, ETC.—Continued.

States.	Date of grant.	Name of road.	Estimated number of acres in the grant.	Number of acres certified to up to June 30, 1882.
Wisconsin	{ June 3, 1856..... } { May 5, 1864..... }	St. Croix and Lake Superior and Br. to Bayfield.....	{ 524,714 318,737 350,000 215,000 }	{ 524,538 318,959 }
"	June 3, 1856.....	Chicago and Northwestern.....	600,000	545,576
"	May 5, 1864.....	Wisconsin Central.....	750,000	575,645
"	June 3, 1856.....	Wisconsin R. R. Farm Mortgage Co.....	40,049
Minnesota	March 3, 1857.....	St. Paul and Pacific.....	1,248,638	1,251,046
"	March 3, 1857.....	Western Railroad.....	1,475,000	646,958
"	{ March 3, 1871..... } { March 3, 1873..... }	St. Paul, Minneapolis and Manitoba.....	2,000,000	1,174,330
"	March 3, 1857.....	Minnesota Central.....	643,403	179,706
"	March 3, 1857.....	Winona and St. Peter.....	1,410,000	1,668,788
"	March 3, 1857.....	St. Paul and Sioux City.....	1,010,000	1,146,306
"	May 5, 1864.....	Lake Superior and Mississippi.....	920,000	860,564
"	March 3, 1857.....	Southern Minnesota.....	56,336
"	July 4, 1866.....	Southern Minnesota Extension.....	735,000	451,845
"	July 4, 1866.....	Hastings and Dakota.....	550,000	312,770
Kansas	March 3, 1863.....	Leavenworth; Lawrence and Galveston.....	800,000	256,282
"	March 3, 1863.....	Missouri, Kansas and Texas.....	1,520,000	984,106
"	March 3, 1863.....	Atchison, Topeka and Santa Fe.....	3,000,000	2,745,938
"	July 23, 1866.....	St. Joseph and Denver City.....	1,700,000	462,373
"	July 25, 1866.....	Missouri River, Ft. Scott and Gulf.....	2,350,000	527
Corporations	July 1, 1862.....	Union Pacific.....	12,000,000	1,963,883
"	July 1, 1862.....	Central Branch Union Pacific.....	187,448
"	July 1, 1862.....	Kansas Pacific.....	6,000,000	917,521

STATEMENT SHOWING THE NUMBER OF IMMIGRANTS, ETC.—Continued.

	Country of last permanent residence or citizenship.	Males.	Females.	Total.
41	Quebec and Ontario	30,755	22,685	53,440
42	Manitoba	663	519	1,182
43	Nova Scotia	4,964	4,400	9,364
44	New Brunswick	1,145	909	2,054
45	Prince Edward Island	598	860	1,458
46	British Columbia.....	1,954	407	2,361
47	Newfoundland	178	204	382
	Total British North American Provinces ...	40,257	29,984	70,241
48	Mexico	377	92	469
49	British Honduras	3		3
50	Guatemala	2		2
51	Central America, not specified	4		4
	Total Central America.....	9		9
52	Brazil.....	14	3	17
53	Chili.....	1	1	2
54	Guiana	10	4	14
55	United States of Columbia.....	9	2	11
56	Venezuela	14	12	26
57	South America, not specified.....	7		7
	Total South America.....	55	22	77
58	Antigua.....	3	3	6
59	Bahamas	137	113	250
60	Barbadoes.....	12	6	18
61	Cuba	397	85	482
62	Hayti	6		6
63	Jamaica.....	9	1	10
64	Porto Rico	9	2	11
65	St. Croix	13	7	20
66	St. Thomas.....	2		2
67	Trinidad	3	2	5
68	West Indies, not specified	53	40	93
	Total West Indies	644	259	903
	Total America.....	41,342	30,357	71,699
69	Azores	902	495	1,397
70	Bermudas	24	6	30
71	Cape Verdes	4	7	11
72	Canaries	1		1
73	Madeira	1	1	2
74	St. Helena		2	2
	Total Islands of the Atlantic.....	932	511	1,443
75	Australia	428	126	554
76	Hawaiian Islands.	112	80	192
77	Pacific Islands, not specified	1		1
	Total Islands of the Pacific.....	541	206	747

STATEMENT SHOWING THE NUMBER OF IMMIGRANTS, BY NATIONALITY, ARRIVED IN THE UNITED STATES DURING THE YEAR ENDED JUNE 30, 1883.

	Country of last permanent residence or citizenship.	Males.	Females.	Total.
1	England	38,174	24,966	63,140
2	Ireland	41,495	39,991	81,486
3	Scotland	7,007	4,852	11,859
4	Wales	987	610	1,597
5	Isle of Man	4	1	5
6	Great Britain, not specified.....	3	2	5
	Total British Isles	87,670	70,422	158,092
7	Austria	7,028	3,895	10,923
8	Belgium	957	493	1,450
9	Bohemia	2,879	2,583	5,462
10	Denmark	6,228	4,091	10,319
11	France.....	3,247	1,574	4,821
12	Germany	111,778	83,008	194,786
13	Greece	58	15	73
14	Hungary	8,907	2,333	11,240
15	Italy.....	28,217	3,567	31,784
16	Sicily	5	3	8
17	Netherlands.....	3,122	2,127	5,249
18	Norway	13,799	9,599	23,398
19	Portugal	146	30	176
20	Roumania	37	40	77
21	Russia	5,476	3,710	9,186
22	Finland	549	174	723
23	Poland	1,465	546	2,011
24	Spain	205	57	262
25	Sweden	22,916	15,361	38,277
26	Switzerland	8,165	4,586	12,751
27	Turkey in Europe	52	34	86
	Total Europe, not British Isles	225,236	137,826	363,062
	Total Europe.....	312,906	208,248	521,154
28	Arabia	8	3	11
29	Armenia	14	5	19
30	China ¹	7,987	44	8,031
31	India	4	5	9
32	Japan.....	19	8	27
33	Persia.....	1	1
34	Turkey in Asia	3	3
35	Asia, not specified	11	1	12
	Total Asia.....	8,047	66	8,113
36	Algeria	4	4
37	Egypt	23	18	41
38	Liberia.....	1	1
39	South Africa	1	1
40	Africa, not specified	7	2	9
	Total Africa	32	24	56

PUBLIC REVENUE AND EXPENDITURES.

PUBLIC REVENUE AND EXPENDITURE.

AMOUNT OF ESTIMATED AND ACTUAL REVENUE AND EXPENDITURE OF THE UNITED STATES FOR EACH YEAR ENDED JUNE 30 FROM 1863 TO 1884, INCLUSIVE.

[Prepared in the office of the Secretary of the Treasury.]

Year ended June 30.	Revenue.			Expenditure.			Payments per capita of population.	Excess of revenue over payments.	Excess of payments over revenue.
	Estimated by the Secretary of the Treasury.	Actually received into the Treasury.	More (+) or less (-) than estimate.	Estimated by the Secretary of the Treasury.	Actual payments.	More (+) or less (-) than estimate.			
1863	\$167,451,794 79	\$112,667,280 95	-\$54,784,513 84	\$443,346,321 45	\$714,740,725 17	-\$271,394,403 72	\$21 42	\$607,048,454 28	
1864	159,239,454 14	284,626,771 60	125,387,317 46	1,099,731,980 46	1,865,221,611 97	765,489,630 51	25 42	600,665,870 87	
1865	811,311,369 02	353,714,015 04	-457,597,353 98	1,215,250,153 75	41,397,553,224 41	-396,163,069 66	37 34	663,840,619 83	
1866	461,084,340 55	558,011,620 06	90,927,279 51	719,312,354 12	52,049,416 90	184,708,137 13	14 68		
1867	475,061,390 57	490,611,010 27	15,549,619 51	316,128,079 25	357,542,973 18	41,414,894 91	9 87	\$37,223,203 07	
1868	417,161,925 62	645,618,083 32	228,456,157 70	384,329,239 18	377,340,254 86	-7,988,984 32	10 21	28,297,794 46	
1869	311,362,468 77	370,943,747 21	59,581,278 44	336,172,470 75	822,845,277 80	486,672,806 05	8 55	46,078,469 41	
1870	391,831,022 02	411,253,177 63	19,422,155 61	294,770,314 39	309,053,940 75	14,283,626 36	8 03	101,061,916 88	
1871	359,101,291 75	380,323,944 89	21,222,714 14	290,062,820 83	277,177,092 67	-12,885,728 16	7 89	91,146,756 64	
1872	365,136,574 60	374,106,867 50	8,968,492 90	263,403,382 92	277,517,092 67	14,113,709 35	6 84	94,566,904 89	
1873	310,115,134 07	313,726,204 67	3,611,070 60	263,354,217 07	297,131,873 17	34,777,656 10	6 97	43,392,639 34	
1874	271,304,310 58	280,178,755 17	8,874,444 59	290,030,211 99	271,131,873 17	-18,900,338 82	7 07	2,344,862 20	
1875	297,436,285 96	288,440,051 10	-9,996,234 86	273,315,489 42	274,623,392 84	1,307,903 42	6 25	13,376,658 26	
1876	297,436,285 96	287,482,039 16	-9,954,246 80	298,147,548 76	258,450,797 53	-39,696,751 23	5 87	29,022,241 83	
1877	261,292,116 59	260,000,980 62	-1,291,135 97	247,028,753 85	248,660,004 63	1,631,250 78	5 21	30,340,577 69	
1878	297,436,285 96	277,763,878 70	-19,672,407 26	232,491,643 72	249,917,320 50	17,425,676 78	4 98	20,790,551 90	
1879	297,436,285 96	273,267,184 46	-24,169,101 50	240,000,000 00	269,347,883 53	29,347,883 53	5 46	6,873,000 93	
1880	298,000,000 00	315,283,010 94	17,282,010 94	260,000,000 00	267,612,857 59	7,612,857 59	5 34	65,883,653 29	
1881	340,000,000 00	340,000,000 00	0	260,000,000 00	267,612,857 59	7,612,857 59	5 07	100,000,000 00	
1882	415,000,000 00	403,265,210 28	-11,734,789 72	271,000,000 00	257,981,439 57	-13,018,560 43	4 89	145,243,810 71	
1883	415,000,000 00	386,297,281 95	-28,702,718 05	258,000,000 00	268,408,137 54	10,408,137 54		132,879,444 41	
1884	343,000,000 00								

NOTE.—The amounts of estimated revenue and expenditure given are those stated in the annual reports of the Secretary of the Treasury to Congress, prepared in each case about eight months prior to the close of the fiscal year for which the estimates were made. Amounts received upon loans and payments upon account of the principal of the public debt are not included in this statement. : By warrants paid.

STATEMENT SHOWING THE NUMBER OF IMMIGRANTS, ETC.—Concluded.

	Country of last permanent residence or citizenship.	Males.	Females.	Total.
78	Greenland and Iceland	27	9	36
79	Born at sea.....	36	38	74
	Total all other countries and islands	63	47	110

RECAPITULATION.

	Country of last permanent residence or citizenship.	Males.	Females.	Total.
1	Europe	312,906	208,248	521,154
2	Asia	8,047	66	8,113
3	Africa	32	24	56
4	America	41,342	30,357	71,699
5	Islands of the Atlantic	932	511	1,443
6	Islands of the Pacific	541	206	747
7	All other countries and islands.....	63	47	110
	Aggregate	363,863	239,459	603,322

The number of Chinese immigrants for the year ended June 30, 1882, was 39,579, showing a difference of 31,548 for the year ended June 30, 1883. Since the taking effect of the Chinese Immigration Act, August 6, 1882, but 1,418 Chinese arrived in the United States during the succeeding eleven months.

AMOUNT OF EXPENDITURES OF THE UNITED STATES FOR EACH YEAR
 [Prepared in the Office of the Secretary of the

Year	War.	Navy.	Indians.	Penaltions.	Miscellaneous.	Net ordinary expenditures.	Premiums.	Total
1857	\$19,150,150 87	\$12,651,004 61	\$1,254,418 87	\$1,810,380 58	\$29,265,498 77	\$69,041,148 70	\$989,572 89	\$1,593,111 59
1858	25,079,121 63	14,053,261 64	3,978,066 18	1,219,708 30	26,010,016 42	72,339,157 42	1,657,210 11	2,290,367 53
1859	23,151,720 53	14,530,927 90	3,480,354 58	1,222,922 71	23,797,541 40	69,555,650 07	1,657,049 88	3,111,700 95
1860	16,172,201 72	11,511,619 83	2,960,121 54	1,010,802 82	27,377,978 36	60,159,734 71	3,111,230 89	3,422,965 60
1861	23,601,530 67	12,987,156 62	2,465,661 17	1,034,569 78	21,327,297 69	67,010,655 78	4,034,137 80	3,945,793 58
1862	390,173,622 29	42,040,153 19	2,327,918 87	852,170 47	21,383,862 59	47,376,586 81	13,190,344 84	3,945,793 58
1863	407,311,411 82	65,281,255 31	3,172,032 70	1,078,513 36	21,383,862 59	89,041,775 56	21,730,700 62	3,945,793 58
1864	1,680,000,400 06	63,701,963 74	2,619,075 97	4,985,473 54	27,377,216 87	811,835,679 14	63,083,121 69	3,945,793 58
1865	1,680,000,400 06	122,617,181 07	5,156,960 71	4,985,473 54	4,985,473 54	1,217,704,109 28	77,383,080 80	3,945,793 58
1866	293,154,679 06	44,285,062 00	3,285,729 82	15,965,549 86	40,618,114 17	396,454,731 43	183,067,624 91	3,945,793 58
1867	65,224,115 63	31,014,011 01	4,612,581 71	21,916,551 71	51,110,228 72	180,416,840 05	149,781,591 91	3,945,793 58
1868	123,246,044 62	21,777,502 72	4,108,062 76	23,788,386 78	56,174,461 53	157,986,555 80	140,424,045 71	3,945,793 58
1869	79,501,980 61	20,000,757 97	3,807,339 15	28,476,021 76	76,174,461 53	139,255,498 00	130,919,242 86	3,945,793 58
1870	57,988,991 82	21,791,229 81	3,429,897 44	25,101,021 17	57,237,461 53	127,586,827 58	117,877,839 72	3,945,793 58
1871	35,372,157 20	19,431,027 21	2,091,729 82	29,533,022 76	14,094,757 42	159,200,568 19	117,877,839 72	3,945,793 58
1872	46,323,138 81	24,882,567 42	2,451,044 86	31,411,841 88	18,404,757 42	184,198,636 80	104,770,488 44	3,945,793 58
1873	42,313,027 22	24,882,567 42	2,451,044 86	31,411,841 88	18,404,757 42	184,198,636 80	104,770,488 44	3,945,793 58
1874	41,130,015 98	21,467,029 27	2,451,044 86	31,411,841 88	18,404,757 42	184,198,636 80	104,770,488 44	3,945,793 58
1875	38,070,888 54	15,983,009 82	2,451,044 86	31,411,841 88	18,404,757 42	184,198,636 80	104,770,488 44	3,945,793 58
1876	37,097,735 90	14,919,935 26	2,451,044 86	31,411,841 88	18,404,757 42	184,198,636 80	104,770,488 44	3,945,793 58
1877	32,151,137 85	12,151,301 37	2,451,044 86	31,411,841 88	18,404,757 42	184,198,636 80	104,770,488 44	3,945,793 58
1878	40,425,000 22	15,251,084 84	2,451,044 86	31,411,841 88	18,404,757 42	184,198,636 80	104,770,488 44	3,945,793 58
1880	40,425,000 22	15,251,084 84	2,451,044 86	31,411,841 88	18,404,757 42	184,198,636 80	104,770,488 44	3,945,793 58
1881	40,425,000 22	15,251,084 84	2,451,044 86	31,411,841 88	18,404,757 42	184,198,636 80	104,770,488 44	3,945,793 58
1882	43,370,494 10	15,032,048 28	2,451,044 86	31,411,841 88	18,404,757 42	184,198,636 80	104,770,488 44	3,945,793 58
1883	44,911,382 88	15,284,437 17	2,451,044 86	31,411,841 88	18,404,757 42	184,198,636 80	104,770,488 44	3,945,793 58

NOTE.—This statement is made from warrants paid by the Treasurer up to June 30, 1883, and by warrants drawn after that date. The balance in the Treasury June 30, 1883, as shown by this statement, includes the amount deposited with the States, \$8,101,644.91.

PUBLIC REVENUE AND EXPENDITURES
 THE TREASURY DEPARTMENT
 WASHINGTON, D. C.

AMOUNT OF REVENUE OF THE UNITED STATES FOR EACH YEAR ENDED JUNE 30, FROM 1857 TO 1888, INCLUSIVE.
[Prepared in the office of the Secretary of the Treasury.]

Year	Balance in the Treasury at commencement of year.	Customs.	Internal revenue.	Direct tax.	Public lands.	Miscellaneous.	Net ordinary receipts.	Premiums.	Receipts from loans and Treasury notes.	(Gross receipts.
1857	\$19,106,229 80	\$63,875,845 05	\$37,640,787 95	\$1,795,331 73	\$3,829,486 64	\$1,259,970 98	\$98,065,872 57	\$3,900 00	\$98,069,312 57
1858	46,802,855 00	41,180,620 96	1,415,648 96	1,415,648 96	8,511,715 87	1,352,029 18	46,655,365 56	23,717,300 00	70,372,665 56
1859	83,113,324 22	49,865,824 38	3,094,464 215 25	3,094,464 215 25	1,750,567 30	1,454,598 26	52,771,107 82	719,357 72	28,297,300 00	81,778,405 64
1860	83,184,248 60	58,187,511 87	3,914,573 03	3,914,573 03	1,270,567 77	1,088,530 25	59,054,599 83	10,008 00	20,776,800 00	79,841,407 83
1861	32,979,540 78	39,524,115 64	2,864,027,587 43	4,304,145 61	1,070,858 54	1,023,815 81	41,478,394 49	33,030 90	41,861,709 74	88,371,640 13
1862	30,963,837 83	40,036,337 62	1,475,103 61	1,475,103 61	152,293 77	915,327 97	51,919,381 09	68,410 00	630,082,480 50	581,684,121 59
1863	46,965,304 87	69,039,642 40	\$37,640,787 95	1,475,103 61	167,017 17	8,741,794 86	112,044,645 51	992,315 44	770,682,391 57	889,379,652 93
1864	36,528,046 18	102,318,155 96	1,475,103 61	1,475,103 61	58,333 29	30,294,101 86	243,412,671 20	21,171,101 01	1,128,878,915 36	1,393,401,017 67
1865	134,633,738 41	84,928,260 60	3,094,464 215 25	3,094,464 215 25	966,559 81	25,441,556 00	322,610,153 19	11,682,416 89	1,572,291,740 85	1,865,839,845 98
1866	32,963,657 83	170,046,651 58	2,864,027,587 43	4,304,145 61	1,063,775 78	15,057,323 15	511,040,494 38	27,282,820 85	719,851,538 05	1,270,884,173 14
1867	189,817,090 73	176,417,810 38	1,914,759 41	1,914,759 41	1,348,715 41	17,765,403 69	376,434,058 82	37,804,620 50	610,291,910 20	1,181,860,450 56
1868	189,070,587 09	164,464,569 56	1,848,864 26 63	1,848,864 26 63	4,020,344 54	13,697,358 67	387,284,538 09	18,755,491 12	923,111,433 20	1,380,021,028 97
1869	158,428,982 57	194,148,426 63	1,848,864 26 63	1,848,864 26 63	3,310,481 78	12,942,118 30	385,490,533 97	13,283,643 76	586,974,081 09	600,268,168 97
1870	177,901,116 51	208,270,408 95	1,848,864 26 63	1,848,864 26 63	2,288,646 68	22,082,541 21	374,431,104 94	8,392,839 96	586,106,023 47	682,082,008 96
1871	134,016,122 15	216,570,266 77	1,069,217 72	1,069,217 72	2,375,714 19	15,116,051 23	364,694,229 91	9,415,337 63	863,041,034 00	678,153,921 66
1872	134,066,071 65	188,468,522 70	1,069,217 72	1,069,217 72	2,822,312 38	17,161,370 03	322,777,678 78	11,300,880 89	219,381,017 00	594,069,231 67
1873	178,383,389 51	161,108,833 09	10,469,784 90	10,469,784 90	1,825,428 93	32,075,048 12	390,841,990 84	5,087,665 22	439,272,585 46	744,251,281 63
1874	178,383,389 51	157,167,722 35	11,467,493 56	11,467,493 56	1,411,640 15	15,431,915 81	234,120,771 41	3,979,279 19	387,971,830 00	676,711,607 10
1875	149,949,377 21	140,467,493 07	118,630,407 93	118,630,407 93	1,129,496 95	24,070,662 81	230,066,784 70	4,029,280 58	397,453,080 00	601,051,078 26
1876	214,867,645 88	130,170,680 50	110,581,624 74	110,581,624 74	976,233 96	30,437,467 42	201,000,649 00	349,871,449 00	349,871,449 00	682,346,079 70
1877	296,591,458 66	137,50,047 10	113,561,010 58	113,561,010 58	9,743 08	15,014,728 49	27,416,776 40	317,02 80	414,383,301 00	682,346,079 70
1878	231,940,044 41	198,159,676 02	135,264,376 51	135,264,376 51	1,079,428 57	50,365,497 49	272,522,188 83	1,585,047 63	782,407,044 00	1,060,634,247 46
1879	280,607,668 37	220,410,730 25	146,497,585 45	146,497,585 45	2,201,683 17	25,154,250 88	333,529,509 88	110 00	211,844,103 00	515,340,718 98
1880	247,349,258 62	214,706,486 93	144,720,368 06	144,720,368 06	7,055,864 42	28,798,685 02	308,287,581 95	120,915,210 00	624,470,974 96
1881	565,911,364 00	954,280,146 96

* The amounts shown under the head of "Customs" include receipts from duties on imports, from tonnage tax, hospital dues, etc.
 † The sums given in this table represent the total receipts of money received into the Treasury by warrant, where x the internal revenue receipts, as shown in the annual report or the Comptroller's statement, represent amounts reported by collectors of internal revenue as having been collected during each fiscal year.

AMOUNT OF EXPENDITURES OF THE UNITED STATES FOR EACH YEAR ENDED JUNE 30, FROM 1857 TO 1885, INCLUSIVE.

(Prepared in the Office of the Secretary of the Treasury.)

Year	War.	Navy.	Indians.	Pensioners.	Miscellaneous.	Net ordinary expenditures.	Premiums.	Interest.	Public debt.	Gross expenditures.	Balance in Treasury at the end of the year.
1857	\$19,150,150 57	\$12,651,064 61	\$1,854,418 87	\$1,810,280 58	\$28,565,498 77	\$66,041,148 70	\$383,572 89	\$1,593,265 23	\$3,276,006 05	\$71,274,587 87	46,908,865 00
1858	25,678,121 63	14,633,261 64	4,678,068 18	1,219,736 30	28,100,016 42	72,331,457 17	571,443 08	1,652,055 67	7,565,250 82	82,067,166 74	35,713,534 22
1859	25,151,720 51	14,790,827 80	3,480,534 53	1,222,232 71	23,979,541 40	66,553,840 07	2,687,649 70	14,686,453 15	83,937,942 92	30,183,248 60
1860	16,472,252 72	11,514,619 63	2,691,121 64	1,100,822 32	27,977,978 80	60,056,753 71	3,114,120 91	13,854,250 00	77,035,125 65	8,479,589 78
1861	23,001,530 87	12,867,656 52	2,965,061 17	1,034,369 73	23,327,267 69	6,404,035 78	4,064,144 80	18,737,100 00	85,387,313 06	9,963,832 83
1862	39,474,352 29	42,640,158 19	2,527,034 87	852,170 47	21,585,852 59	4,847,979,986 81	13,190,344 81	98,097,322 09	149,616,911 25	4,963,934 87
1863	49,314,111 82	63,261,225 31	3,152,032 74	1,077,518 36	23,198,262 87	69,000,576 56	21,979,700 62	181,081,655 07	249,616,911 25	30,328,046 18
1864	64,439,018 66	83,701,963 74	2,919,976 97	4,965,473 60	27,572,216 87	8,117,807,914	53,695,421 69	49,577,014 08	1,39,541,114 84	134,473,738 44
1865	40,000,400 00	122,677,131 07	5,649,960 71	10,347,621 84	4,960,363 10	1,217,704,169 28	77,305,000 80	606,610,141 68	1,804,193,381 37	8,985,667 49
1866	298,154,676 08	14,285,662 00	8,283,729 82	15,065,549 86	40,613,114 17	1,048,344,081 95	133,007,624 91	628,283,249 10	1,138,344,081 95	165,301,654 76
1867	83,224,415 64	31,054,011 04	4,912,561 77	20,899,551 71	51,110,228 72	502,947,783 87	148,781,591 91	785,588,960 11	1,093,079,656 27	194,076,587 09
1868	123,246,448 62	4,101,662 72	4,101,662 72	28,796,396 78	5,069,867 67	7,001,151 04	161,424,045 71	692,549,665 86	1,093,079,656 27	154,946,082 87
1869	79,501,000 81	20,000,757 87	7,012,023 06	28,476,621 76	36,474,661 54	1,904,099,354 95	1,301,912,422 80	391,254,262 18	2,095,353,617 81	181,819,665 76
1870	57,587,675 40	21,790,229 81	3,867,068 15	29,310,023 17	5,237,461 56	164,431,107 16	125,576,746 93	405,107,207 54	691,680,848 90	17,019,122 15
1871	35,372,138 81	19,431,027 21	7,126,947 44	31,441,991 88	6,194,916 23	1,758,827 58	117,877,980 72	285,003,670 65	621,044,470 21	134,06,004 85
1872	46,323,138 81	21,249,809 99	7,091,726 82	29,553,022 76	61,064,757 42	184,188,636 90	107,119,815 21	422,046,060 28	724,618,083 96	17,838,839 54
1873	42,313,927 22	20,882,397 42	7,551,048 88	29,539,129 86	73,329,110 16	181,118,965 00	109,544 57	447,877,402 48	682,000,845 82	17,838,839 54
1874	41,130,615 94	21,867,626 27	8,984,656 82	29,649,216 22	71,077,712 96	171,520,848 27	160,237,511 56	409,346,272 40	7,446,337 19	149,906,377 21
1875	39,070,888 64	14,181,406 82	6,844,536 17	28,257,385 69	78,560,061 14	164,837,413 26	97,124,511 56	323,965,424 00	593,011,471 70	2,498,7645 89
1876	37,047,735 80	14,949,936 36	5,277,467 22	27,161,572 27	58,426,533 52	144,246,903 28	102,000,874 15	353,676,044 00	690,611,471 70	4,897,591,458 89
1877	32,154,147 85	17,953,901 87	4,629,290 28	27,137,019 08	53,177,703 37	134,463,462 15	105,537,949 00	399,445,849 16	944,385,192 09	384,882,488 05
1878	30,425,400 78	16,251,164 84	6,208,106 06	35,121,492 39	65,711,539 76	161,619,834 63	86,737,575 11	459,349,280 41	710,258,258 19	231,940,064 44
1879	38,116,916 22	18,538,981 74	5,945,137 19	46,777,174 44	54,711,539 76	168,060,012 25	82,970,741 18	115,532,386 15	425,855,222 64	294,007,668 32
1880	40,498,490 55	15,984,671 66	6,614,161 19	51,562,279 62	57,219,750 84	176,142,942 78	71,077,206 78	271,646,396 15	550,627,739 19	247,349,274 62
1881	43,570,144 93	16,632,046 29	9,786,747 40	61,562,188 95	67,219,750 84	196,142,942 78	59,100,131 25	580,008,429 86	855,491,867 50	346,087,437 07
1882	49,911,263 80	15,283,437 17	7,962,500 34	66,012,573 64	69,679,022 21	246,248,006 59	59,100,131 25	580,008,429 86	855,491,867 50	346,087,437 07

Note.—This statement is made from warrants paid by the Treasurer up to June 30, 1868, and by warrants issued after that date. The balance in the Treasury June 30, 1868, as shown by this statement, includes the amount deposited with the States, \$5,101,544.91.

AMOUNT OF THE ANNUAL APPROPRIATIONS MADE BY CONGRESS FOR EACH FISCAL YEAR FROM 1876 TO 1884, INCLUSIVE, TOGETHER WITH THE COIN VALUE OF SUCH APPROPRIATIONS COMPUTED UPON THE AVERAGE PRICE OF GOLD FOR EACH YEAR IN QUESTION.

[Prepared in the Office of the Secretary of the Treasury.]

To supply deficiencies for the service of the various branches of the Government, For legislative, executive, and judicial expenses of the Government.....	2d session 43d Congress, Fiscal year 1876.....	1st session 44th Congress, Fiscal year 1877.....	2d session 44th Congress, Fiscal year 1878.....	1st and 2d sessions 45th Congress, Fiscal year 1879.....	3d session 45th Congress, and 1st session 46th Congress, Fiscal year 1880.....	2d session 46th Congress, Fiscal year 1881.....	3d session 46th Congress, Fiscal year 1882.....	1st session 47th Congress, Fiscal year 1883.....	2d session 47th Congress, Fiscal year 1884.....
For sundry civil expenses of the Government.....	16,088,669 49	16,057,020 82	16,756,774 05	15,968,664 50	16,136,230 31	16,532,008 93	17,797,397 65	20,322,907 65	20,763,842 55
For support of the army.....	29,459,853 02	15,895,065 58	17,079,256 19	24,068,599 68	19,724,898 56	22,508,508 23	22,011,292 87	25,425,479 45	23,713,404 22
For the naval service.....	27,983,830 00	27,621,867 90	17,079,256 19	51,279,679 39	26,797,300 00	26,425,800 00	26,687,900 00	27,032,069 18	24,661,250 00
For the Indian service.....	17,001,300 90	12,741,790 90	13,589,932 90	14,153,431 70	14,028,468 95	14,405,797 70	14,566,037 55	14,904,558 88	15,954,247 23
For rivers and harbors.....	5,425,627 00	4,567,017 63	4,827,665 69	4,734,375 72	4,718,478 58	4,637,262 72	4,587,866 30	5,219,603 91	5,388,655 91
For forts and fortifications.....	6,048,517 50	5,015,000 00	275,000 00	8,822,710 00	9,571,494 61	8,976,540 00	11,451,300 00	18,968,875 00	18,968,875 00
For support of Military Academy.....	384,740 00	290,065 00	296,604 00	292,805 00	319,547 33	316,234 26	822,435 87	835,557 04	318,657 50
For service of Post-office Department.....	8,376,205 00	5,927,498 00	2,939,725 00	4,222,274 72	5,872,376 10	3,883,420 00	2,152,258 00	1,902,177 90	Indefinite.
For invalid and other pensions.....	30,000,000 00	29,588,500 00	28,563,000 00	29,371,574 00	56,233,200 00	41,644,000 00	68,282,306 68	116,000,000 00	86,575,000 00
For consular and diplomatic service.....	1,374,965 00	1,168,797 50	1,146,747 50	1,067,585 00	1,097,795 00	1,180,385 00	1,191,435 00	1,256,665 00	1,296,265 00
For service of Agricultural Department.....	283,300 00	885,500 00	427,280 00	405,640 00
For expenses of the District of Columbia.....	3,425,267 85	3,379,571 44	3,408,060 47	3,505,461 97
For miscellaneous.....	1,653,604 52	4,131,661 93	1,426,061 49	2,226,360 29	2,965,123 77	4,969,562 01	1,128,006 15	6,866,966 69	1,806,438 75
Total.....	\$147,714,940 81	\$124,122,010 92	\$98,356,983 13	\$172,010,909 21	\$162,404,647 76	\$155,830,641 32	\$179,578,999 96	\$251,428,117 57	\$187,911,566 17
Coin value of one dollar paper currency.....	87.8	92.7	97.6	98.8	100	100	100	100	100
Coin value of amount appropriated.....	\$129,663,718 03	\$115,061,104 12	\$96,296,415 53	\$171,672,775 99	\$162,404,647 76	\$155,830,641 32	\$179,578,999 96	\$251,428,117 57	\$187,911,566 17

ANALYSIS OF PRINCIPAL OF PUBLIC DEBT OF THE UNITED STATES FOR EACH YEAR FROM 1860 TO 1888, INCLUSIVE.

[Prepared in the office of the Secretary of the Treasury.]

Year ended—	3 per cent.	3½ per cent.	4 per cent.	4½ per cent.	5 per cent.	6 per cent.	7-8-10 per cent.	Total Interest-bearing debt.	Annual Interest-charge.
1860—July 1.....					\$43,476,300 00	\$21,164,538 11		\$64,640,838 11	\$3,443,687 29
1861.....					38,022,200 00	57,388,678 95		90,390,878 95	5,022,630 43
1862.....			\$57,928,116 57		30,483,040 00	154,318,225 01	\$122,582,445 34	865,304,639 92	22,045,509 59
1863.....			105,629,585 30		30,483,040 00	431,444,813 83	139,298,985 84	707,531,634 47	41,854,148 01
1864.....			77,547,098 07		30,213,140 00	442,892,652 00	171,410,397 02	1,359,930,783 50	74,863,487 24
1865.....			90,698,630 74		245,709,430 63	1,218,495,199 90	533,000,000 00	2,281,811,918 20	137,742,617 43
1866—August 31.....			121,341,573 62		201,982,065 01	1,185,546,041 02	613,444,849 68	2,832,231,377 80	150,777,607 87
1867.....			17,737,025 68		194,533,185 01	1,548,452,040 02	487,444,849 68	2,944,087,367 66	148,084,198 29
1868.....			801,381 23		221,538,185 01	1,578,303,984 50	2,192,084,272 66	2,162,080,529 39	128,459,538 14
1869.....					221,538,300 00	1,765,317,422 39		2,146,453,722 39	118,794,980 84
1870.....					274,287,450 00	1,913,987,300 00		1,934,469,750 00	117,069,339 50
1871.....			674,000 00		414,567,300 00	1,978,983,600 00		1,914,794,100 00	108,968,463 00
1872.....			674,000 00		414,567,300 00	1,978,983,600 00		1,710,463,850 00	86,949,804 00
1873.....			674,000 00		810,628,050 00	1,213,624,700 00		1,738,850,738 00	88,853,680 80
1874.....			674,000 00		677,132,750 00	1,100,865,550 00		1,722,674,800 00	83,104,269 00
1875.....					711,685,900 00	984,969,650 00		1,710,985,650 00	83,161,643 50
1876.....					703,296,650 00	854,621,850 00		1,711,868,500 00	84,664,472 50
1877.....					703,296,650 00	788,619,000 00		1,794,735,650 00	88,778,778 50
1878.....			94,650,000 00	\$140,000,000 00	508,440,350 00	288,681,350 00		1,797,643,700 00	79,693,981 00
1879.....			741,522,000 00	240,000,000 00	584,440,350 00	288,681,350 00		1,659,497,750 00	75,018,066 50
1880.....			736,347,800 00	250,000,000 00	484,964,900 00	285,780,400 00		1,463,810,400 00	51,486,709 50
1881.....			736,347,800 00	240,000,000 00	489,841,350 00	196,378,000 00		1,288,228,150 00	
1882.....									
1883.....									
1884.....									
1885.....									
1886.....									
1887.....									
1888.....									
1889.....									
1890.....									
1891.....									
1892.....									
1893.....									
1894.....									
1895.....									
1896.....									
1897.....									
1898.....									
1899.....									
1900.....									
1901.....									
1902.....									
1903.....									
1904.....									
1905.....									
1906.....									
1907.....									
1908.....									
1909.....									
1910.....									
1911.....									
1912.....									
1913.....									
1914.....									
1915.....									
1916.....									
1917.....									
1918.....									
1919.....									
1920.....									
1921.....									
1922.....									
1923.....									
1924.....									
1925.....									
1926.....									
1927.....									
1928.....									
1929.....									
1930.....									
1931.....									
1932.....									
1933.....									
1934.....									
1935.....									
1936.....									
1937.....									
1938.....									
1939.....									
1940.....									
1941.....									
1942.....									
1943.....									
1944.....									
1945.....									
1946.....									
1947.....									
1948.....									
1949.....									
1950.....									
1951.....									
1952.....									
1953.....									
1954.....									
1955.....									
1956.....									
1957.....									
1958.....									
1959.....									
1960.....									
1961.....									
1962.....									
1963.....									
1964.....									
1965.....									
1966.....									
1967.....									
1968.....									
1969.....									
1970.....									
1971.....									
1972.....									
1973.....									
1974.....									
1975.....									
1976.....									
1977.....									
1978.....									
1979.....									
1980.....									
1981.....									
1982.....									
1983.....									
1984.....									
1985.....									
1986.....									
1987.....									
1988.....									
1989.....									
1990.....									
1991.....									
1992.....									
1993.....									
1994.....									
1995.....									
1996.....									
1997.....									
1998.....									
1999.....									
2000.....									

NOTE 1.—The annual interest charge is computed upon the amount of outstanding principal at the close of the fiscal year, and is exclusive of interest charge on Pacific Railway bonds.
 NOTE 2.—The temporary loan per act of July 11, 1862, is included in the 4 per cent. from 1862 to 1868; inclusive, with the exception of the amount outstanding for August 31, 1868, the date at which the public debt reached its highest point. This loan bore interest from 4 per cent. to 6 per cent., redeemable on ten days' notice after thirty days, but being constantly changing, it has been considered more equitable to include the whole amount outstanding as bearing 4 per cent. interest on an average for the year.

ANALYSIS OF THE PRINCIPAL OF THE PUBLIC DEBT OF THE UNITED STATES, ETC.—Continued.

Year ended—	Debt on which interest has ceased.	Debt bearing no interest.	Outstanding principal.	Cash in the Treasury.	Principal of debt less cash in the Treasury.	Population of the United States.	Debt per capita.	Interest per capita.
1860—July 1	\$201,449 77	\$61,842,287 88	\$1,877,885 87	\$59,964,402 01	31,448,921	\$1 91	\$0 11
1861	199,989 77	90,580,873 72	2,862,212 92	87,718,660 80	32,064,000	2 74	1 16
1862	280,105 21	\$158,591,500 00	524,176,112 13	18,843,659 98	505,332,452 15	32,704,000	15 45	6 77
1863	478,048 18	411,767,456 00	1,119,772,186 63	8,493,401 92	1,111,278,784 71	33,863,000	33 31	1 25
1864	418,935 86	455,077,271 91	1,815,754,570 57	108,332,083 53	1,707,422,487 04	34,046,000	50 21	2 32
1865	1,245,771 90	458,080,180 25	2,680,647,669 74	8,632,012 68	2,672,015,657 06	34,748,000	76 98	3 07
1866	1,503,020 69	461,616,311 51	2,844,946,028 50	189,218,965 13	2,655,727,063 37	35,228,000	74 82	4 12
1867	1,835,062 05	439,669,674 04	2,773,236,173 69	187,200,069 73	2,586,036,103 96	35,469,000	72 95	3 84
1868	1,840,615 01	428,218,101 20	2,611,957,851 19	169,494,882 18	2,442,462,969 01	36,211,000	66 26	3 84
1869	1,697,340 89	408,401,782 61	2,611,957,851 19	180,831,437 96	2,431,126,413 23	36,973,000	67 10	3 32
1870	3,708,741 00	421,131,510 56	2,480,672,327 81	149,302,471 60	2,331,369,856 21	37,756,000	62 48	3 08
1871	1,644,862 28	416,565,680 06	2,653,241,532 32	106,217,263 65	2,547,024,268 67	38,558,571	65 81	2 83
1872	7,926,797 28	470,069,332 94	2,254,482,968 28	103,470,788 43	2,151,012,179 85	39,555,000	53 96	2 66
1873	51,928,710 28	472,069,332 94	2,254,482,968 28	129,020,182 45	2,125,462,785 83	40,596,000	50 92	2 85
1874	3,216,580 28	508,543,128 17	2,251,690,468 43	147,541,314 74	2,104,149,153 69	41,678,000	49 17	3 31
1875	11,492,820 28	498,182,111 69	2,232,294,531 95	142,218,861 82	2,090,075,670 13	42,785,000	47 56	2 20
1876	3,902,420 28	468,807,106 89	2,180,385,067 15	119,469,728 70	2,060,915,338 45	43,949,000	45 96	3 11
1877	16,648,869 28	478,781,081 64	2,215,301,392 10	186,025,960 73	2,029,275,431 37	44,385,000	45 66	2 01
1878	2,594,560 28	458,875,682 27	2,256,206,892 53	256,823,612 08	1,999,383,280 45	44,361,000	44 56	2 01
1879	37,015,680 28	410,835,741 78	2,245,165,072 04	249,040,167 01	1,996,124,905 03	48,868,000	40 86	1 71
1880	7,691,455 28	386,800,815 37	2,120,415,072 03	201,068,422 88	1,919,346,649 15	48,868,000	38 27	1 59
1881	6,723,865 28	422,721,854 82	2,060,018,569 58	246,363,415 35	1,813,655,154 23	51,662,000	35 72	1 66
1882	16,280,805 28	438,244,798 77	1,918,312,694 03	243,289,519 78	1,675,023,174 25	52,789,000	31 72	1 09
1883	7,831,415 28	538,111,162 81	1,864,171,728 07	345,869,902 92	1,518,301,825 15	54,163,000	28 41	0 85

NOTE 1.—The statement of population for 1860, 1870, and 1880 is by enumeration, and for other years from estimates prepared by Prof. E. B. Elliott, of Treasury Department.

NOTE 2.—The figures for July 1, 1879, were made up assuming pending funding operations to have been completed.

UNITED STATES INTERNAL REVENUE.

The following statements and tables are taken from the report of Hon. Walter Evans, Commissioner of Internal Revenue, for the year ended June 30, 1883:

CONSOLIDATION OF COLLECTION DISTRICTS.

Before the order of June 25, 1883, [an order from the President, directing the consolidation of certain of the collection districts,] was issued, there were one hundred and twenty-six collectors and collection districts. When the work of consolidation is completed in the Wisconsin district, [one collector not having entered upon his duties under the consolidation,] there will be only eighty-three collectors and collection districts, a reduction of forty-three.

The estimated annual saving to the Government by the reduction is \$125,000.

OHIO DISTRICTS CONSOLIDATED.

First District.—Clark B. Montgomery, Collector, Cincinnati.—The 1st, 2d, 3d, 4th, 5th, 7th, 9th, 10th, 11th, 13th and 17th wards of the City of Cincinnati; and the townships of Anderson, Columbia, Spencer, Sycamore and Symmes; the corporation of Reading, and the northeast and southeast precincts of Mill Creek township.

(Old 2d District.) The 6th, 8th, 12th, 14th, 15th, and the 16th wards of the city of Cincinnati; and the townships of Colerain, Crosby, Delhi, Greene, Harrison, Miami, Springfield, Storrs and Whitewater; the corporations of Clifton, Glendale and Harrison, and the Corryville, Lick Run and western precincts of Mill Creek township.

Sixth District.—George P. Dunham, Collector, Dayton.—(Old 6th District.) The counties of Brown, Clermont, Clinton, Fayette and Highland.

(Old 3d District.) The counties of Butler, Montgomery, Preble and Warren.

(Third District abolished August 1, 1883.)

Tenth District.—John F. Kumler, Collector, Toledo.—(Old 10th District.) The counties of Defiance, Fulton, Henry, Lucas, Paulding, Putnam, Williams and Wood.

(Old 9th District.) The counties of Crawford, Erie, Huron, Ottawa, Sandusky and Seneca.

(Old 4th District.) The counties of Champaign, Darke, Logan, Miami and Shelby.

(Old 5th District.) The counties of Allen, Auglaize, Hancock, Hardin, Mercer, Van Wert and Wyandot.

(Fourth District abolished August 1, 1883.)

Eleventh District.—Marcus Boggs, Collector, Chillicothe.—(Old 11th District.) The counties of Adams, Gallia, Jackson, Lawrence, Scioto and Vinton.

cigars, and cigarettes on which tax was paid during the last two fiscal years, as follows:

	Fiscal years ended June 30—		Increase.
	1882.	1883.	
Number gallons of spirits distilled from fruit	1,216,850	1,253,278	36,428
Number gallons spirits distilled from grain, molasses, and other materials.....	70,759,548	75,508,785	4,749,237
Number of cigars.....	3,040,975,395	3,227,888,992	186,913,597
Number of cigarettes.....	554,544,186	640,021,653	85,477,467
Number of pounds of snuff.....	4,866,568	5,284,372	417,804
Number of pounds of tobacco.....	156,458,033	165,077,186	8,619,153
Number of barrels of fermented liquors...	16,952,085	17,757,892	805,807

[The aggregate amounts collected from Ohio districts during the year ended June 30, 1883, were as follows]:

First district.....	\$7,699,466 14	Tenth district.....	\$94,583 05
“	2,878,061 58	“	618,321 68
Third district.....	1,155,886 26	Eleventh district.....	519,923 73
Fourth district.....	181,759 25	Fifteenth district.....	169,435 60
Sixth district.....	443,683 26	Eighteenth district.....	809,510 83
Seventh district.....	673,466 44		

COST OF COLLECTION.

The cost of collection for the past fiscal year, distributed among the different items of appropriation, was approximately as follows:

For salaries and expenses of collectors, including pay of deputy collectors, clerks, etc.....	\$1,974,000 00
For salaries and expenses of revenue agents, surveyors of distilleries, gaugers, storekeepers, and miscellaneous expenses.....	2,288,667 12
For stamps, paper and dies.....	495,000 00
For expenses of detecting and punishing violations of internal-revenue laws.....	61,275 29
For salaries of officers, clerks, and employes in the office of Commissioner of Internal Revenue.....	294,792 47
Total.....	\$5,113,734 88

The total expenses will be found, on final adjustment, to be about 3½ per cent. on the amount collected.

STATEMENT SHOWING THE QUANTITIES OF GRAIN AND OTHER MATERIALS USED FOR THE PRODUCTION OF DISTILLED SPIRITS DURING THE FISCAL YEAR ENDED JUNE 30, 1883, BY STATES AND TERRITORIES.

States and Territories.	Malt.	Wheat.	Barley.	Rye.	Corn.	Oats.	Mill-feed.	Molasses.	Other materials.	Total.
	Bushels.	Bushels.	Bushels.	Bushels.	Bushels.	Bushels.	Bushels.	Gallons.	Bushels.	Bushels. Gallons.
Alabama.....	249			132	2,038					2,287
Arkansas.....	1,155	3	1	308	10,825					12,292
California.....	46,240	285,175	41,432	44,021	69,654		19,423			507,945
Connecticut.....	1,886			7,222	10,392					19,000
Georgia.....	13,661				83,066					96,727
Iowa.....	69,580		5,547	98,279	871,827	2,825	224			1,048,282
Illinois.....	464,872	92	2,812	782,624	5,146,256	89,136	2,917			6,482,209
Indiana.....	90,888	825	1,614	119,021	1,027,941	9,501	60,936			1,310,676
Kentucky.....	208,758	276	113	421,465	1,977,157	1,548	119			2,909,466
Maryland.....	21,708			188,074	111,400	540	634			322,356
Massachusetts.....	1,155			15,089	12,790	7,340	17,282	2,317,688		2,317,688
Missouri.....	56,175	83	9,248	63,284	656,903	8,800				810,315
Nebraska.....	19,258	679		46,964	238,588			53,301		306,289
New Hampshire.....										70,773
New Jersey.....	13,925			28,291	28,557					524,033
New York.....	76,749	73		163,738	268,764	721	169	14,748		280,194
North Carolina.....	23,585	1,145		28,874	176,283			632		3,069,172
Ohio.....	258,747	1,669	12,292	400,173	2,259,023	5,557	180,782		930	612,448
Pennsylvania.....	61,576	1,067		447,639	101,980	25	189	1,645	55	16,680
South Carolina.....	1,734			47,731	14,195	26				268,941
Tennessee.....	26,495	220	8	28,711	224,312	1	7,624			2,304
Texas.....	2,008			2,017	2,017		83			52,072
Virginia.....	2,575	4		17,310	32,383					45,996
West Virginia.....	4,977	86		40,917	684					173,242
Wisconsin.....	12,457		313	44,759	107,644	1,969			6,470	
Total.....	1,478,971	291,868	73,860	2,967,473	13,428,469	122,583	240,340	2,373,106	22,203	18,644,757

The average yield per bushel of grain was $\frac{72,285,175}{18,644,757} = 3.874$ gallons of spirits.

The average yield per gallon of molasses was $\frac{1,801,960}{759} = 2,373.106$ gallons of spirits.

THE QUANTITIES IN THE SEVERAL DISTRICTS OF OHIO WERE AS FOLLOWS:

Districts.	Malt.	Wheat.	Barley.	Rye.	Corn.	Oats.	Mill-feed.	Molasses.	Other materials.	Total.
	Bushels.	Bushels.	Bushels.	Bushels.	Bushels.	Bushels.	Bushels.	Gallons.	Bushels.	Bushels. Gallons.
Ohio—										
First district.....	220,854	270	12,264	357,520	1,498,977	5,151	95,360	2,540,386
Third district.....	13,002	16,501	146,697	12	13,440	189,652
Fourth district.....	1,599	2,775	12,449	2,365	19,188
Sixth district.....	7,718	25,010	68,597	4,183	106,433
Seventh district.....	2,861	4,646	52,901	5,939	65,792
Tenth district.....	1,650	4,900	4,419	415	12,004
Eleventh district.....	10,090	4,942	101,483	9,023	126,138
Fifteenth district.....	34	157	1,931	2,252
Eighteenth district.....	444	3,722	2,239	27	6,717

The value of the grain used in the production of distilled spirits in Ohio during the year ending June 30, 1903, was: Malt, \$206,597 60; wheat, \$1,834 80; barley, \$11,062 80; rye, \$520,138 40; corn, \$1,466,310 96; oats, \$2,566 05. Total, \$2,010,805 20.

AMOUNT OF COLLECTIONS OF INTERNAL REVENUE RETURNED FROM EACH STATE AND TERRITORY OF THE UNITED STATES, FROM 1874 TO 1882, INCLUSIVE.

[Prepared by the Commissioner of Internal Revenue.]

		Years ended June 30—									
States and Territories.		1874.	1875.	1876.	1877.	1878.	1879.	1880.	1881.	1882.	
1	Alabama.....	\$185,792 61	\$115,689 87	\$109,340 97	\$108,010 00	\$137,989 57	\$122,234 38	\$135,890 88	\$180,651 89	\$140,589 97	
2	Arizona.....	10,042 69	11,263 06	11,476 86	15,520 47	20,271 01	24,470 97	26,984 10	38,038 21	45,464 81	
3	Arkansas.....	68,776 94	73,577 44	68,591 08	85,850 09	115,735 47	115,219 57	124,089 12	182,068 94	109,069 89	
4	California.....	2,481,841 91	2,988,063 36	3,095,039 99	2,749,593 74	2,149,799 46	2,217,488 89	2,783,683 64	8,613,890 86	4,127,197 61	
5	Colorado.....	64,856 38	70,581 82	72,098 57	73,774 58	88,527 50	114,488 89	169,264 54	216,051 06	241,264 09	
6	Connecticut.....	580,378 11	627,717 96	668,114 51	691,420 26	580,355 20	523,258 67	491,186 13	578,660 02	562,991 23	
7	Dakota.....	11,944 28	10,049 18	12,156 38	22,385 76	28,164 24	38,682 79	41,653 20	46,608 66	67,456 83	
8	Delaware.....	357,653 83	360,381 03	417,562 83	389,866 44	389,866 44	480,987 00	394,986 21	311,066 76	360,909 37	
9	Delaware*.....	115,573 57	112,226 69	111,499 26	28,017 91	183,823 38	200,424 73	294,590 53	254,889 51	280,227 82	
10	District of Columbia*.....	188,675 84	184,777 59	174,257 70	165,890 81	333,519 90	322,770 00	324,074 16	364,193 48	369,960 88	
11	Florida.....	894,622 55	388,228 84	862,726 44	278,879 30	333,519 90	21,881 88	23,665 54	23,800 17	31,968 27	
12	Idaho.....	18,892 25	19,188 00	16,983 82	16,561 60	19,777 61	21,881 88	23,665 54	23,800 17	28,252 17 37	
13	Illinois.....	15,419,729 89	17,684,628 71	23,780,694 18	21,870,263 14	19,068,791 32	19,470,641 75	20,653,614 49	25,784,681 51	28,252 17 37	
14	Indiana.....	4,823,485 59	4,653,789 05	5,378,128 27	0,087,220 27	5,710,837 56	859,445 89	854,859 78	7,261,253 48	6,485,859 94	
15	Iowa.....	983,261 16	1,040,217 69	1,212,617 93	810,369 78	954,851 13	639,445 89	654,859 78	923,778 98	1,943,804 74	
16	Kansas.....	149,757 65	183,695 86	150,604 43	139,763 33	153,367 50	176,865 57	252,774 01	239,527 81	264,013 96	
17	Kentucky.....	6,860,279 42	9,025,587 88	7,705,562 75	9,534,424 95	6,890,614 15	7,672,945 94	8,885,544 90	8,719,162 21	10,531,286 14	
18	Louisiana.....	982,464 68	906,264 38	528,787 68	626,440 25	850,641 48	588,885 99	712,049 65	760,618 92	918,899 19	
19	Maine.....	128,089 45	107,473 15	90,655 97	79,620 89	70,695 78	75,531 22	76,787 87	82,457 05	86,269 83	
20	Maryland.....	2,351,107 83	2,761,736 57	2,577,579 12	2,705,246 10	2,320,795 24	2,295,672 15	2,368,957 01	2,483,468 41	2,829,228 28	
21	Massachusetts.....	2,792,802 71	2,708,014 29	2,752,215 17	2,688,726 56	2,424,363 77	2,435,608 66	2,635,653 10	2,669,681 20	2,87,899 07	
22	Michigan.....	1,788,080 12	1,931,284 80	2,066,163 80	1,821,862 00	1,492,803 84	1,654,043 34	1,611,757 99	1,787,275 27	2,008,191 05	
23	Minnesota.....	227,355 52	228,362 45	248,776 18	239,461 70	275,002 75	305,708 76	384,689 64	445,140 83	528,491 84	
24	Mississippi.....	107,619 11	96,967 92	85,164 51	78,063 93	96,854 03	87,271 68	91,293 50	94,122 19	94,096 90	
25	Missouri.....	4,525,486 05	4,594,875 31	2,981,941 51	4,450,087 73	5,071,233 42	5,020,806 48	5,446,654 08	6,470,349 89	7,542,467 84	
26	Montana.....	29,027 76	23,666 10	20,962 80	20,728 58	27,103 88	30,084 53	38,714 17	44,881 67	68,001 81	
27	Nebraska.....	276,386 52	292,472 30	502,385 59	602,743 86	699,821 37	876,309 81	912,734 86	982,064 86	1,108,191 15	
28	Nevada.....	52,549 45	58,908 30	67,923 13	58,312 43	59,017 46	61,283 06	60,455 19	58,431 41	46,108 08	
29	New Hampshire.....	246,679 19	290,889 55	290,261 28	294,098 99	228,188 11	222,898 88	278,138 08	306,720 94	346,943 04	
30	New Jersey.....	1,726,626 73	2,368,469 41	3,779,949 88	4,967,807 87	5,095,325 16	4,670,215 14	4,307,817 81	4,473,676 81	5,451,033 86	
31	New Mexico.....	18,417 78	22,066 19	22,161 60	17,710 76	19,325 16	18,898 42	31,850 98	47,465 89	55,908 38	
32	New York.....	15,182,382 63	15,296,881 81	14,671,738 99	14,452,178 57	14,951,519 56	15,445,901 99	16,246,287 34	17,238,287 70	19,455,040 09	
33	North Carolina.....	1,495,791 24	1,630,423 56	1,775,847 99	1,818,519 52	2,473,440 85	2,418,308 77	2,354,006 71	2,473,440 85	2,967,414 52	
34	Ohio.....	14,965,411 15	14,662,720 17	16,567,906 61	15,474,689 79	14,770,506 87	15,894,587 06	18,016,898 99	19,266,885 69	18,859,289 81	
35	Oregon.....	46,778 16	47,989 64	66,572 62	58,100 24	60,682 89	66,471 12	76,981 70	85,004 14	88,679 82	
36	Pennsylvania.....	6,373,672 41	6,157,980 04	5,973,481 80	6,279,046 83	5,917,421 78	5,946,782 86	6,469,980 65	7,069,214 01	8,775,106 23	
37	Rhode Island.....	283,164 81	281,978 00	282,672 63	280,588 17	246,759 65	230,588 17	210,893 68	208,079 27	229,264 48	
38	South Carolina.....	108,680 91	122,277 92	105,868 91	119,241 69	119,241 69	105,283 91	111,980 78	135,807 16	119,099 79	
39	Tennessee.....	694,717 18	661,645 28	590,713 07	697,181 73	844,485 08	908,924 44	1,068,735 86	1,146,763 04	997,728 00	

40	Texas	272,688 13	254,297 29	245,708 74	287,949 10	285,982 14	251,082 23	298,108 55	248,695 61	294,428 88
41	Utah	11,664 24	31,489 66	33,321 98	28,438 13	41,826 25	37,418 02	74,382 48	43,116 79	48,523 08
42	Vermont	53,210 84	54,592 18	47,125 15	50,083 11	41,839 49	50,119 59	59,545 74	53,145 83	54,444 58
43	Virginia	6,305,664 90	7,600,921 20	7,314,385 64	7,932,220 78	6,521,730 29	6,445,546 98	5,781,409 56	6,083,165 75	6,220,308 30
44	Washington	17,889 02	21,146 60	20,411 13	21,373 46	23,011 00	30,577 11	27,018 34	28,508 73	40,332 57
45	West Virginia	516,118 78	608,808 29	480,978 10	481,080 56	324,471 57	322,975 85	370,672 15	452,596 33	503,479 56
46	Wisconsin	2,389,864 00	2,722,076 75	3,308,770 81	2,987,439 69	2,431,301 23	2,627,602 20	2,085,516 79	2,910,095 01	3,183,119 22
47	Wyoming	11,283 36	11,942 11	15,063 37	15,204 45	15,207 28	14,197 44	15,947 95	18,551 18	20,385 65
	Aggregate receipts by States and Territories	903,398,480 25	\$103,771,664 60	\$110,718,011 03	\$112,544,637 31	\$104,717,320 36	\$107,212,082 81	\$110,445,219 80	\$127,851,634 66	\$188,854,165 02
1	Adhesive stamps	6,138,044 64	6,557,289 65	6,518,487 51	6,450,429 15	6,380,405 13	6,706,364 08	7,063,364 22	7,924,707 95	8,139,217 96
2	Salaries	139,472 09	232 64	568 27	97 79
3	Collections made by contract	216,027 34
	Aggregate receipts from all sources	\$102,644,746 96	\$110,545,154 23	\$117,237,096 81	\$118,983,194 25	\$111,097,725 49	\$113,918,466 87	\$124,516,614 02	\$135,779,364 53	\$147,083,382 98

¹ State of Delaware. ² State of Delaware and nine counties of Maryland. ³ State of Delaware, nine counties of Maryland, and two counties of Virginia. ⁴ The District of Columbia was made part of the third district of Maryland October 2, 1878.

REVIEW OF THE TOBACCO TAX.

The act of March 3, 1883, reduced the rates of tax on all manufactured tobacco, snuff and cigars, one-half, and on cigarettes, weighing not more than three pounds per thousand, to two-sevenths of the previous rate. The same act reduced all special taxes imposed upon manufacturers of and dealers in tobacco under various forms, fully fifty per cent. These rates became operative on and after May 1, 1883, so that nearly all the special taxes for the last fiscal year were collected at the reduced rates. During the last two months of the fiscal year, the taxes on tobacco, snuff and cigars were collected at the reduced rates. All changes and prospective changes in the tax laws disturb the normal condition of trade. It is therefore impossible to tell, until a law has been in operation for a sufficient length of time to counteract the influence of changes which materially affect prices and stimulate or retard business operations, what will be its effect on the revenues.

Supposing the tobacco, snuff, cigars, and cigarettes had all been taxed at the present rates, the aggregate receipts would have been as follows:

170,361,558 pounds of tobacco and snuff at 8 cents per pound.....	\$13,623,924 64
3,227,888,992 cigars at \$3 per thousand.....	9,683,666 97
119,150 cigarettes at \$3 per thousand.....	357 45
639,902,503 cigarettes at 50 cents per thousand.....	319,951 25
Total receipts therefrom would have been	\$23,632,900 31
Actual receipts therefrom were.....	40,697,615 23
Difference would be	\$17,064,714 92

At the old rates the aggregate receipts on the same quantity of tobacco and snuff, and numbers of cigars and cigarettes, would have been \$47,745,727.50, and the difference would have been \$24,112,827.19 more than at the present rates of tax thereon.

The actual receipts from special taxes were \$1,405,758.56. Had the old rates continued the same number of persons employed in the different kinds of business would have paid special taxes aggregating \$2,525,999.73, or \$1,120,241.17 more than were paid.

These figures show that the reduction of tax rates made by the act of March 3, 1883, will, on the basis of last year's business, cause a reduction of revenue from tobacco during the next fiscal year of at least twenty-five million dollars.

PENSION STATISTICS.

The following statements and tables are from the Annual Report of Hon. W. W. Dudley, Commissioner of Pensions, for the year ending June 30, 1883 :

NUMBER OF PENSIONERS.

There were at the close of the year, June 30, 1883, 303,658 pensioners, classified as follows: 198,643 army invalids; 74,373 army widows, minor children, and dependent relatives; 2,468 navy invalids; 1,907 navy widows, minor children, and dependent relatives; 4,831 survivors of the war of 1812, and 21,336 widows of those who served in that war.

There were added to the roll during the year the names of 38,162 new pensioners, and the names of 706 whose pensions had been previously dropped were restored to the roll, making an aggregate of 38,958 pensions added during the year, being an excess over the number added to the roll the preceding year, of 10,645. During the year the names of 20,997 pensioners were dropped from the roll for various causes, leaving a net increase to the number on the roll of 17,961 pensioners.

INCREASE UNDER THE ACT OF MARCH 3, 1883.

This act provided that all persons on the pension-roll, and all persons hereafter granted a pension, who, while in the naval or military service of the United States and in the line of duty shall have lost one hand or foot, or been totally or permanently disabled in the same, or otherwise so disabled as to render their incapacity to perform manual labor equivalent to the loss of a hand or foot, shall receive a pension of \$24 per month.

And those who in like manner have lost either an arm at or above the elbow, or a leg at or above the knee, or shall have been otherwise so disabled as to be incapacitated for performing any manual labor, etc., shall receive a pension of \$30 per month.

The operation of this law was to increase the pension of those who were properly receiving \$18 to \$24 per month, and to those who were properly receiving \$24 to \$30 per month, and involved a readjudication in each case upon these facts.

There were filed in the office up to and including June 30, 1883, 15,986 applications for increase under this act. Of these, 13,004 were allowed, and 1,110 were rejected. Of the remaining 1,872, there awaited a report of medical examination in 1,455, and 409 were under consideration with a view to reduction in the rate of pension upon the report of medical examination already made.

PENSION POPULATION.

In my last annual report I gave the results of quite extensive investigation into the subject of the possibilities of the pension business. It was, I thought, quite important to know as nearly as possible what to expect in the matter of future applications. I sought first to ascertain the total number of individuals who enlisted and served in the army and navy of the United States; rejecting the re-enlistments, and third and subsequent services, there were, I found, actual individual enlistments during the war, 2,063,391. These may now be accounted for as follows:

1. LIVING—Individual soldiers and sailors who have <i>not</i> applied for pension	962,301
2. LIVING—Individual soldiers and sailors who <i>have</i> applied for pension.....	496,721
3. DEAD—Leaving pensionable relatives who have <i>not</i> applied for pension...	72,340
4. DEAD—Leaving pensionable relatives who <i>have</i> applied for pension.....	312,029
5. DEAD—Leaving no pensionable relatives.....	220,000
Total.....	2,063,391

NUMBER OF PENSION CLAIMS FILED AND ALLOWED EACH YEAR SINCE JULY, 1901, AND THE NUMBER OF PENSIONERS AT THE CLOSE OF EACH YEAR, TOGETHER WITH THE ANNUAL AMOUNTS PAID ON ACCOUNT OF PENSIONS SINCE JULY 1, 1900.

Fiscal year ending June 30—	Army.		Navy.		Army and navy.		War of 1812.				Total number of applications filed.	Total number of applications allowed.	Total number of pensioners on the roll and the amount paid for pensions, with cost of disbursements.	Total disbursements.	
	Applications filed.		App'l'n filed.		Claims allowed.		Applications filed.		Claims allowed.						
	Invalida.	Widows, etc.	Invalida.	Widows, etc.	Invalida.	Widows, etc.	Survivors.	Widows.	Survivors.	Widows.					
1901.	1,323	1,000	60	65	413	49					4,487	462	4,387	8,686	\$1,072,461 55
1902.	20,380	52,377	290	265	4,121	3,768					49,533	7,864	4,941	8,159	790,384 76
1903.	20,263	32,637	385	324	17,041	22,446					58,590	90,487	7,821	14,791	1,025,139 91
1904.	27,269	44,654	455	468	15,212	24,959					72,694	40,171	23,479	51,185	4,504,616 92
1905.	35,739	28,732	350	375	22,983	27,294					65,256	50,177	35,990	85,966	8,525,153 11
1906.	15,905	20,285	260	233	16,589	19,368					36,753	36,492	69,565	120,722	13,459,996 48
1907.	7,292	13,089	170	207	9,480	19,481					20,768	26,921	83,698	153,168	18,619,956 48
1908.	11,085	14,498	300	245	7,292	15,904					26,086	24,198	82,859	160,643	24,010,981 99
1909.	12,991	11,400	290	200	5,721	12,500					24,851	18,221	111,105	105,104	28,422,984 08
1910.	8,937	8,985	190	142	7,984	8,399					45,969	16,562	98,394	114,101	37,780,811 81
1911.	8,957	6,755	240	178	6,494	7,244	198	81	17,504	3,117	26,391	84,333	113,954	207,466	38,077,383 68
1912.	9,202	6,427	348	190	6,651	4,073	8,185	2,242	18,308	2,242	18,308	16,062	119,500	232,229	30,169,341 00
1913.	11,928	5,603	328	151	8,987	1,737	1,290	416	15,734	10,462	16,062	10,462	118,911	238,411	29,185,299 62
1914.	11,928	5,294	310	178	8,780	4,736	673	713	18,704	11,152	18,704	11,152	122,989	246,241	30,588,749 56
1915.	14,932	5,299	344	190	8,980	4,376	948	168	23,523	9,977	23,523	9,977	134,239	292,137	32,351,599 09
1916.	15,912	6,461	300	181	7,292	4,981	848	57	22,718	12,226	22,718	12,226	138,723	107,894	28,580,157 03
1917.	20,675	9,767	699	315	15,987	8,981	1,097	817	18,177	11,945	18,177	11,945	154,110	282,955	36,844,415 18
1918.	20,675	25,492	699	549	10,176	4,455	2,674	2,548	4,630	1,965	4,630	1,965	183,815	104,140	33,740,528 19
1919.	18,445	10,527	515	225	9,181	3,699	1,285	115	1,965	31,116	19,545	19,545	145,110	250,802	57,240,540 14
1920.	22,004	10,249	472	211	24,941	5,899	618	29	4,685	40,589	27,384	27,384	164,720	263,680	54,293,538 51
1921.	25,089	11,978	777	251	23,011	5,305	518	823	1,085	40,589	27,384	27,384	182,633	295,697	54,293,538 51
1922.	25,089	11,978	777	251	23,011	5,305	518	823	1,085	40,589	27,384	27,384	203,042	303,658	60,431,972 98
Total.....	684,256	893,941	8,395	5,085	946,211	206,716	34,594	42,893	32,378	696,137	510,988	510,988	681,073,397 60		

STATEMENT OF THE AMOUNT PAID FOR PENSIONS TO THE SURVIVORS OF THE WAR OF 1812, AND TO THE WIDOWS OF THOSE WHO SERVED IN THAT WAR, SINCE 1871.

Year in which pensions allowed.	Survivors.	Widows.	Total disbursements.
1871 (from February 14, 1871)	\$2,555 05	\$511 00	\$3,066 05
1872.....	1,977,415 84	335,993 63	2,213,409 47
1873.....	2,078,606 98	689,303 59	2,767,910 57
1874.....	1,588,832 95	616,016 40	2,204,849 35
1875.....	1,355,599 86	533,000 21	1,888,600 07
1876.....	1,089,037 18	445,772 95	1,534,810 13
1877.....	934,657 82	361,548 91	1,296,206 73
1878 (act of March 9, 1878).....	768,918 47	294,572 05	1,063,490 52
1879.....	1,014,525 66	2,192,699 54	3,207,225 20
1880.....	790,710 39	2,658,058 14	3,448,768 53
1881.....	621,612 80	2,381,800 95	3,003,413 75
1882.....	478,274 85	2,024,207 63	2,502,482 48
1883.....	357,334 81	1,882,542 41	2,239,877 22
Total	\$13,058,082 66	\$14,416,027 41	\$27,474,110 07

The act of February 14, 1871, provided a pension at the rate of \$8 per month, from the date of the act to the surviving soldiers and sailors who served sixty days during the war of 1812, and that the widow was entitled to the same pension the soldier or sailor would have been entitled to had he survived; to commence from the date of the act if he died prior thereto; otherwise from the date of his death, provided she was married to him prior to the treaty of peace, and had not since re-married. Disloyalty during the late war was a bar to pension.

The act of March 9, 1878, reduced the term of service to fourteen days, or to one day if in an engagement, removed the disloyalty bar, and repealed the limitation as to the date of marriage to the soldier or sailor, the persons benefited by this act to receive pension from its approval.

VALUE OF MERCHANDISE IMPORTED INTO AND EXPORTED FROM THE UNITED STATES FROM 1835 TO 1882, INCLUSIVE; ALSO ANNUAL EXCESS OF IMPORTS OR OF EXPORTS. (Specie values.)

Year ended.	Exports.		Total exports.	Imports.	Excess of exports over imports.	Excess of im- port over ex- ports.
	Domestic.	Foreign.				
Sept. 30—						
1835	\$100,450,481	\$14,756,821	\$115,215,802	\$186,764,295		\$71,548,493
1836	108,570,042	17,767,762	124,338,704	176,379,154		52,040,450
1837	94,290,895	17,162,282	111,443,127	150,472,403		39,029,276
1838	85,590,880	9,417,690	104,978,570	95,970,288	9,008,282	
1839	101,625,533	10,626,140	112,251,673	154,496,458		44,245,285
1840	111,060,561	12,008,371	123,068,932	98,238,408	25,410,220	
1841	103,636,236	8,181,235	111,817,471	122,657,444		11,140,073
1842	91,799,242	8,078,753	99,877,995	96,075,071	3,802,924	
June 30—						
1843*	77,696,354	5,139,335	82,825,689	42,433,464	40,392,225	
1844	69,531,774	6,214,058	103,745,832	102,004,606	3,141,226	
1845	98,455,330	7,584,781	108,040,111	113,184,322		7,144,211
1846	101,718,042	7,895,206	109,593,248	117,914,065		8,330,817
1847	150,574,844	6,168,754	156,741,598	127,424,349	34,317,249	
1848	130,203,709	7,980,809	138,180,515	148,638,844		10,448,129
1849	131,710,081	8,641,091	140,351,172	141,206,199		855,027
1850	134,000,233	9,475,493	143,475,726	173,509,526		29,133,800
1851	178,620,138	10,485,121	189,105,259	188,913,259	210,771,429	21,858,170
1852	154,931,147	12,053,084	166,984,231	207,446,988		40,456,167
1853	199,899,162	15,620,120	215,519,282	203,489,282	263,772,665	60,267,983
1854	215,328,300	21,631,200	236,959,500	297,623,639		60,663,139
1855	192,751,135	26,158,308	218,909,443	257,908,708		38,989,265
1856	266,438,651	14,781,372	281,219,923	310,432,310		29,212,387
1857	278,006,713	14,917,047	292,923,760	348,428,412		54,004,582
1858	251,351,033	20,660,241	272,011,274	263,335,454	8,672,620	
1859	278,392,090	14,569,971	292,962,061	321,332,341		28,431,280
1860	316,242,423	17,333,634	333,576,057	353,616,119		20,040,062
1861	204,899,610	14,654,217	219,553,827	219,553,827	299,319,432	69,756,709
1862	179,644,024	11,026,477	190,670,501	189,339,672	1,313,824	
1863	186,003,912	15,060,535	201,064,447	243,335,315		39,271,368
1864	143,504,027	15,333,961	158,837,988	319,447,283		157,609,295
1865	130,940,248	20,080,055	151,020,303	277,122,880		72,710,577
1866	337,518,102	11,341,420	348,859,522	434,812,066		85,952,544
1867	279,796,809	14,719,332	294,506,141	385,761,066		101,254,925
1868	269,389,009	12,562,989	281,952,998	357,438,440		75,485,441
1869	275,166,697	10,951,040	286,117,697	417,508,370		131,390,672
1870	376,616,473	16,155,295	392,771,768	435,958,408		43,186,640
1871	428,498,008	14,421,270	442,919,278	529,223,984		77,003,506
1872	428,487,131	15,690,455	444,177,586	629,369,777		182,417,191
1873	505,033,439	17,446,493	522,479,932	642,136,412		119,656,284
1874	500,433,431	16,849,619	517,283,050	567,406,442	18,976,668	
1875	499,284,100	14,158,611	513,442,711	553,065,436		19,582,725
1876	525,582,247	14,802,424	540,384,671	600,741,190		79,607,481
1877	599,670,224	12,904,906	612,575,220	672,475,220		151,102,094
1878	694,709,298	14,156,498	694,865,796	857,651,122		257,814,224
1879	698,340,790	12,098,651	710,439,441	845,777,775		264,001,090
1880	823,846,353	11,692,305	835,538,658	967,354,446		167,683,912
1881	833,925,647	18,451,396	852,377,043	962,777,346		259,712,718
1882	738,239,732	17,302,525	755,542,257	724,639,714	30,902,663	
1883	604,223,632	19,615,770	623,839,402	723,186,914	100,628,488	

* Nine months from September 30, 1842, to June 30, 1843.

VALUE OF GOLD AND SILVER COIN AND BULLION IMPORTED INTO AND EXPORTED FROM THE UNITED STATES, FROM 1835 TO 1883, INCLUSIVE; ALSO THE ANNUAL EXCESS OF IMPORTS OR OF EXPORTS.

Year ended—	Exports.		Total exports.	Imports.	Excess of exports over imports.	Excess of imports over exports.
	Domestic.	Foreign.				
September 30—						
1835.....	729,601	5,748,174	6,477,775	13,131,447		6,653,672
1836.....	845,738	3,978,598	4,824,336	13,400,881		9,076,545
1837.....	1,283,519	4,692,730	5,976,249	10,516,414		4,540,165
1838.....	472,941	3,035,105	3,508,046	17,747,118		14,239,079
1839.....	1,906,858	6,868,385	8,776,743	5,505,176	3,181,567	
1840.....	2,285,073	6,181,941	8,417,014	8,882,813		465,799
1841.....	2,746,496	7,287,846	10,034,332	4,988,633	5,045,699	
1842.....	1,170,754	3,642,785	4,813,539	4,087,016	726,523	
June 30—						
1843*.....	107,429	1,413,362	1,520,791	22,320,335		20,799,544
1844.....	183,405	5,270,809	5,454,214	5,830,429		376,215
1845.....	844,446	7,762,049	8,606,495	4,070,242	4,536,253	
1846.....	423,851	3,481,417	3,905,268	5,777,732	127,536	
1847.....	62,620	1,844,404	1,907,024	24,121,289		22,214,265
1848.....	2,700,412	13,141,204	15,841,616	6,360,284	9,481,332	
1849.....	956,874	4,447,774	5,404,648	6,051,240		1,246,592
1850.....	2,046,679	5,476,315	7,522,994	4,628,792	2,894,202	
1851.....	18,069,580	11,403,172	29,472,752	5,453,503	24,019,249	
1852.....	37,437,837	5,236,289	42,674,125	5,505,044	37,169,091	
1853.....	23,548,535	3,938,340	27,486,875	4,201,382	23,285,493	
1854.....	38,062,570	3,218,934	41,281,504	6,939,342	34,342,162	
1855.....	53,957,418	2,289,925	56,247,343	3,659,812	52,587,531	
1856.....	44,148,279	1,597,206	45,745,485	4,207,632	41,537,853	
1857.....	60,078,352	6,058,570	66,136,922	12,461,739	53,675,183	
1858.....	42,407,246	10,225,901	52,633,147	19,274,496	33,358,651	
1859.....	57,502,305	6,385,106	63,887,411	7,374,789	56,512,622	
1860.....	54,946,851	9,599,388	65,546,239	8,550,135	57,000,104	
1861.....	23,799,870	5,991,210	29,791,080	46,339,611		16,548,531
1862.....	31,044,651	5,842,989	36,887,640	16,415,052	20,472,588	
1863.....	55,993,562	8,163,049	64,156,611	9,584,105	54,572,506	
1864.....	100,473,562	4,922,979	105,396,541	13,115,612	92,280,929	
1865.....	64,618,124	3,025,102	67,643,226	9,810,072	57,833,154	
1866.....	82,643,374	3,400,697	86,044,071	10,700,092	75,343,979	
1867.....	54,976,196	5,892,176	60,868,372	22,076,475	38,791,897	
1868.....	83,745,975	10,038,127	93,784,102	14,188,368	79,595,734	
1869.....	42,915,966	14,222,414	57,138,380	19,807,876	37,330,504	
1870.....	43,883,802	14,271,864	58,155,666	26,419,179	31,736,487	
1871.....	84,403,359	14,038,639	98,441,998	21,270,024	77,171,974	
1872.....	72,798,240	7,079,294	79,877,534	13,743,689	66,133,845	
1873.....	73,905,546	10,703,028	84,608,574	21,480,937	63,127,637	
1874.....	59,089,686	6,930,719	66,020,405	28,454,906	37,565,499	
1875.....	83,857,129	8,275,013	92,132,142	20,900,717	71,231,425	
1876.....	50,038,691	6,467,611	56,506,302	15,636,681	40,869,621	
1877.....	43,134,738	13,027,499	56,162,237	40,774,414	15,387,823	
1878.....	27,061,885	6,678,240	33,740,125	29,821,314	3,918,811	
1879.....	17,555,035	7,442,406	24,997,441	20,290,000	4,707,441	
1880.....	9,347,893	7,795,026	17,142,919	93,034,310		75,891,391
1881.....	14,226,944	5,179,903	19,406,847	110,575,497		91,168,650
1882.....	43,480,271	5,937,208	49,417,479	42,472,390	6,945,089	
1883.....	21,023,181	10,197,153	31,220,333	28,489,391	3,330,942	

* Nine months.

TABLE SHOWING THE VALUE OF PRODUCTS OF DOMESTIC AGRICULTURE, OF MANUFACTURE, OF MINING (INCLUDING MINERAL OILS), OF THE FORESTS, OF THE FISHERIES, AND OTHER DOMESTIC PRODUCTS, EXPORTED FROM THE UNITED STATES TO FOREIGN COUNTRIES DURING THE YEAR ENDING JUNE 30, 1883.

[From Report on Foreign Commerce, by Joseph Nimmo, Jr., Chief U. S. Bureau of Statistics.]

Articles.	Value.
PRODUCTS OF AGRICULTURE.	
Animals, living—	
Hogs	\$272,516
Horned cattle.....	8,341,431
Horses.....	475,806
Mules.....	486,560
Sheep.....	1,164,856
All other, and fowls	58,099
Bones and bone dust.....	59,103
Bread and bread stuffs—	
Barley	299,137
Bread and biscuit.....	829,281
Indian corn.....	27,756,082
Indian corn-meal.....	980,798
Oats	233,843
Rye.....	1,657,998
Rye flour	25,070
Wheat	119,879,341
Wheat flour.....	54,824,459
Other small grain and pulse.....	567,012
Mazina, farina, and all other preparations of breadstuffs used as food	987,829
Cotton, unmanufactured.....	247,328,721
Fruits—	
Apples, dried	786,800
Apples, green or ripe.....	1,085,230
Other fruit, green, ripe, or dried.....	447,395
Preserved, in cans or otherwise.....	688,517
Glue.....	62,210
Hair, unmanufactured.....	438,897
Hay	261,614
Hemp, unmanufactured	76
Hides and skins, other than fur.....	1,220,158
Hops	5,616,370
Oil cake.....	6,061,699
Oils, animal—	
Lard.....	353,184
Neats foot and other animal.....	64,405
Vegetable—	
Cotton-seed	216,779
Linseed	34,468
Provisions—	
Bacon and hams	38,155,962
Beef, fresh.....	8,342,131
Beef, salted or cured.....	3,742,282
Butter	2,290,665
Cheese.....	11,134,526
Condensed milk.....	180,505
Eggs.....	75,000
Lard.....	26,618,048
Meats preserved.....	4,578,902
Mutton, fresh.....	158,172

DOMESTIC PRODUCTS EXPORTED FROM THE UNITED STATES—Continued.

Articles.	Value.
PRODUCTS OF AGRICULTURE—Continued.	
<i>Provisions—Continued—</i>	
Pork.....	6,192,268
Onions.....	44,074
Potatoes.....	428,478
Other vegetables, raw, prepared, or preserved.....	222,124
Rice.....	8,679
<i>Seeds—</i>	
Cotton.....	108,494
Clover, timothy, garden, and all other.....	4,311,919
Sugar, brown.....	148,957
Tallow.....	3,248,749
Tobacco, leaf.....	19,438,066
Wax, bees'.....	17,604
Wine.....	77,280
Wool, unmanufactured.....	22,114
All other agricultural products.....	6,140,636
Total value of agricultural products.....	\$619,269,449
PRODUCTS OF MANUFACTURE.	
Wood, manufactures of.....	\$20,996,304
Iron and steel, manufactures of, not elsewhere specified.....	19,024,894
Cotton, manufactures of.....	12,951,145
Leather and manufactures of.....	7,923,662
Spirits of turpentine.....	4,366,229
Agricultural implements.....	3,883,919
Drugs, chemicals, and medicines not elsewhere specified.....	3,306,195
Sugar and molasses.....	3,266,581
Sewing machines and parts of.....	3,061,639
Tobacco, manufactures of.....	2,657,163
Spirits, distilled.....	1,982,883
Cars, railroad, passenger and freight.....	1,900,903
Carriages, carts, and parts of.....	1,607,502
Paper and stationery.....	1,589,908
Copper, manufactures of.....	1,404,233
Ordnance stores.....	1,376,611
Clocks and parts of.....	1,316,086
Musical instruments.....	1,203,612
Books, pamphlets, maps, and other publications.....	1,018,138
Glass and glassware.....	998,857
Dye stuffs.....	877,601
Hemp, manufactures of.....	799,935
Fancy articles.....	785,928
Wearing apparel.....	770,460
Cordage, rope, and twine of all kinds, not elsewhere specified.....	749,505
Soap.....	689,126
Mathematical, philosophical, and optical instruments.....	632,246
India-rubber and gutta-percha manufactures.....	569,298
Beer, ale, and porter.....	490,442
Paints and painters' colors.....	470,289
Plated ware, of silver or other metal.....	444,603
Jewelry, and other manufactures of gold and silver.....	422,854
Lamps.....	408,743
Marble and stone, manufactures of.....	389,371
Paintings and engravings.....	387,157

DOMESTIC PRODUCTS EXPORTED FROM THE UNITED STATES—Continued.

Articles.	Value.
PRODUCTS OF MANUFACTURE—Continued.	
Wool, manufactures of	\$366,214
Perfumery	358,016
Starch	325,575
Scales and balances.....	317,642
Brass, manufactures of.....	287,847
Printing presses and type	267,375
Earthen, stone, and china ware	227,547
Candles, tallow and other.....	218,910
Blacking	200,998
Hats, caps and bonnets	206,932
Tin and manufactures of.....	191,947
Trunks and valises.....	189,625
Varnish	188,352
Brooms and brushes of all kinds.....	172,234
Vessels sold to foreigners	169,209
Watches and parts of	163,645
Oils, volatile or essential.....	153,477
Pig iron.....	140,427
Matches	124,499
Lime and cement	120,156
Bone-black, ivory-black, and lamp-black	72,148
Zinc, manufactures of.....	70,981
Acids	58,590
Bricks, other than fire	58,227
Billiard tables and apparatus.....	48,496
Gas fixtures and chandeliers	46,751
Ashes, pot and pearl.....	44,367
Lead, and manufactures of.....	43,106
Hair, manufactures	35,567
Pickles and sauces	34,942
Bells, and bell and bronze metal	22,105
Combs	18,247
Steam and other fire engines and apparatus.....	14,551
Vinegar	9,122
Umbrellas, parasols, and sunshades	3,090
All other manufactured articles, not agricultural, mining, forest, or fishery products.....	2,192,062
Total	\$111,890,001
PRODUCTS OF MINING, INCLUDING MINERAL OILS.	
Coal—	
Anthracite	\$2,648,033
Bituminous	1,593,214
Copper ore.....	943,771
Marble and stone, rough.....	152,182
Oils—	
Mineral, refined or manufactured	40,555,492
Mineral, crude (including all natural oils without regard to gravity).....	3,914,941
Residuum (tar, pitch, and all other from which the light bodies have been distilled).....	442,646
(Ore, argentiferous (or silver-bearing).....	76,185
Quicksilver	1,020,827
Zinc, ore or oxide	11,509
All other	86,057
Total	\$51,444,857


TABLE SHOWING THE VALUES OF MERCHANDISE IMPORTED INTO THE UNITED STATES, BY ARTICLES, DURING THE YEAR ENDING JUNE 30, 1883.

Articles.	Values.
Sugar and molasses—	
Sugar.....	\$91,539,330
Molasses, melada, syrup of sugar-cane, etc.....	7,787,065
Total	\$99,326,395
Wool and manufactures of—	
Wool, raw	\$10,949,331
Manufactures of.....	44,274,952
Total	\$55,224,283
Silk and manufactures of—	
Silk, raw.....	\$14,043,340
Manufactures of.....	36,764,276
Total	\$50,807,616
Chemicals, drugs, dyes, and medicines.....	\$43,126,228
Coffee	42,050,513
Iron and steel and manufactures of.....	40,796,007
Cotton and manufactures of—	
Cotton, raw.....	\$800,532
Manufactures of.....	36,853,689
Total	\$27,654,221
Hides and skins, other than furs	\$32,640,030
Tin and manufactures of.....	23,917,837
Flax and manufactures of—	
Flax, raw	\$1,621,839
Manufactures of.....	18,115,703
Total	\$19,737,542
Fruits of all kinds, including nuts	\$19,313,041
Tea.....	17,302,849
India-rubber and gutta-percha and manufactures of.....	15,844,302
Breadstuffs and other farinaceous food.....	15,830,605
Wood and manufactures of	14,857,578
Leather and manufactures of.....	13,104,415
Jute and other grasses, manufactures of—	
Raw	\$5,994,429
Manufactures of.....	6,612,064
Total	\$12,606,513
Wines, spirits, and cordials.....	\$12,308,307
Tobacco and manufactures of	11,771,566
Provisions, including eggs, fish, and potatoes	10,653,273
Earthen, stone, and china-ware	8,620,527
Fancy goods, perfumery, and cosmetics.....	8,353,471
Furs, dressed and undressed.....	7,859,759

VALUES OF MERCHANDISE IMPORTED INTO THE UNITED STATES, ETC.—Continued.

Articles.	Values.
Glass and glassware.....	7,762,543
Precious stones.....	7,692,385
Articles, the produce or manufacture of the United States, brought back.....	6,514,999
Paper materials.....	5,329,876
Hemp and manufactures of—	
Raw.....	\$4,927,269
Manufactures of.....	191,239
Total.....	\$5,118,508
Buttons of all kinds and button materials.....	\$4,223,161
Animals, living.....	4,042,367
Books, pamphlets, engravings, and other publications.....	3,651,590
Straw and palm-leaf, manufactures of.....	3,561,137
Paintings, chromo-lithographs, lithographs, and statuary.....	3,403,874
Metals and manufactures of, not elsewhere specified.....	2,897,972
Oils, of all kinds.....	2,736,753
Watches and watch materials.....	2,522,111
Hair, of all kinds and manufactures.....	2,496,699
Spices of all kinds.....	2,474,088
Household and personal effects, old and in use, of persons arriving from foreign countries.....	2,315,353
Coal, bituminous.....	2,085,972
Paper and manufactures of, not elsewhere specified.....	1,958,113
Seeds.....	1,702,345
Salt.....	1,674,308
Musical instruments.....	1,652,528
Paints, of all kinds.....	1,336,229
Bristles.....	1,228,543
Cocoa, crude and manufactured, not including chocolate.....	1,213,371
Clothing (except of silk, and hosiery, etc., of cotton and wool).....	1,182,355
Beer, ale, and porter, and other malt liquors.....	1,122,010
Marble and stone and manufactures of.....	1,011,363
Cork bark and wood, unmanufactured.....	933,935
Jewelry and all other manufactures of gold and silver, not elsewhere specified.....	912,625
Guano, except from bonded islands.....	535,742
Brass and manufactures of.....	530,281
Bolting cloths.....	418,711
Copper and manufactures of.....	394,765
Barks, used for tanning.....	343,998
All other articles.....	27,384,337
Total.....	\$723,184,914

AGRICULTURAL STATISTICS OF OHIO.



LANDS OWNED, 1882.—Continued.

Counties.	Number of acres cultivated.	Number of acres pasture.	Number of acres woodland.	Number of acres lying waste.	Total number of acres owned.
Huron	160,540	91,274	25,738	7,788	305,340
Jackson	52,000	101,493	43,913	23,925	220,431
Jefferson	67,789	101,171	52,438	2,415	222,803
Knox	102,563	130,117	57,841	1,652	292,173
Lake	52,293	38,306	19,032	1,964	111,591
Lawrence	57,267	33,443	40,233	16,243	147,186
Licking	140,171	174,551	64,736	2,569	382,027
Logan	120,058	54,896	53,517	3,209	231,680
Lorain	110,642	100,962	41,311	742	253,657
Lucas	59,833	6,077	25,569	2,146	93,626
Madison	83,231	96,144	27,222	1,081	207,678
Mahoning	90,567	62,120	39,615	69,121	261,423
Marion	92,739	51,390	36,084	7,318	189,531
Medina	113,396	73,738	36,942	621	224,747
Meigs	60,077	82,648	59,088	10,545	312,408
Mercer	116,094	8,632	78,250	1,242	204,218
Miami	147,542	11,809	33,429	2,757	195,537
Monroe	86,770	89,714	69,130	6,750	252,364
Montgomery	164,244	21,455	38,443	8,245	232,387
Morgan	78,742	119,269	51,842	1,706	251,559
Morrow	83,099	73,153	46,168	30,057	232,477
Muskingum	114,302	188,196	74,339	4,236	381,073
Noble	75,267	119,963	46,363	1,893	243,586
Ottawa	57,409	12,236	28,860	7,607	100,412
Paulding	45,271	2,348	59,518	26,618	133,755
Perry	57,604	112,111	34,972	851	205,538
Pickaway	135,760	66,443	39,005	8,966	250,175
Pike	53,106	56,804	77,293	10,594	197,797
Portage	110,146	103,500	49,150	10,780	273,576
Preble	166,865	37,679	56,767	7,654	267,965
Putnam	118,288	9,037	81,069	2,679	211,073
Richland	159,890	43,680	58,370	3,633	265,573
Ross	129,775	99,241	83,526	28,172	340,715
Sandusky	136,198	16,545	45,188	3,270	201,201
Scioto	55,174	27,537	67,892	20,544	171,147
Seneca	200,481	35,161	63,609	2,008	301,259
Shelby	143,121	25,235	82,729	3,266	254,351
Stark	204,231	42,652	45,410	6,119	299,412
Summit	112,447	59,948	29,120	6,885	208,410
Trumbull	103,254	149,872	60,289	2,408	315,825
Tuscarawas	118,329	116,023	59,203	20,134	314,289
Union	104,829	77,244	44,172	9,574	235,769
Van Wert	96,519	11,335	81,130	2,644	191,628
Vinton	40,817	84,987	54,213	19,273	199,290
Warren	120,897	36,819	33,844	10,611	202,171
Washington	117,036	113,452	94,253	9,136	333,877
Wayne	191,393	36,942	54,779	2,926	286,040
Williams	115,132	32,816	66,106	5,545	219,609
Wood	148,684	11,808	82,097	5,991	248,580
Wyandot	119,359	52,384	49,334	2,430	223,507
Total	9,445,185	5,861,706	4,607,266	754,847	20,521,606

AGRICULTURAL AND HORTICULTURAL STATISTICS.

TABLES SHOWING THE AGRICULTURAL AND HORTICULTURAL PRODUCTS OF OHIO, AS REPORTED BY COUNTY AUDITORS, IN MAY, 1883.

[The foot notes to the following tables are by W. I. Chamberlain, Secretary of the State Board of Agriculture.]

LANDS OWNED, 1882.

Counties.	Number of acres cultivated.	Number of acres pasture.	Number of acres woodland.	Number of acres lying waste.	Total number of acres owned.
Adams.....	91,570	68,096	81,687	5,499	246,852
Allen.....	115,947	22,152	59,871	1,333	199,303
Ashland.....	137,339	55,474	58,638	2,336	253,787
Ashtabula.....	118,687	146,241	68,241	13,147	346,116
Athens.....	49,665	117,751	60,748	10,247	238,471
Auglaize.....	119,605	15,559	63,006	2,546	199,716
Belmont.....	97,309	132,306	60,108	8,330	298,053
Brown.....	118,164	77,716	48,734	10,955	256,339
Butler.....	135,029	19,389	27,022	18,340	199,781
Carroll.....	77,701	100,165	46,191	2,638	226,695
Champaign.....	164,554	34,213	62,667	261,437
Clarke.....	103,980	43,788	31,857	3,495	183,120
Clermont.....	126,109	58,993	38,828	13,578	137,508
Clinton.....	104,892	55,616	37,054	2,690	200,252
Columbiana.....	109,278	113,865	53,803	4,649	281,695
Coshocton.....	92,392	130,785	65,197	9,547	297,921
Crawford.....	126,883	33,391	44,713	987	205,974
Cuyahoga.....	98,159	71,648	25,129	2,875	198,331
Darke.....	194,559	22,371	77,579	7,935	302,444
Defiance.....	101,385	12,620	74,665	1,572	190,262
Delaware.....	113,246	86,741	49,704	930	250,620
Erie.....	77,004	21,662	13,164	2,804	114,634
Fairfield.....	114,099	90,345	47,694	19,324	271,462
Fayette.....	96,855	79,825	27,525	1,543	205,748
Franklin.....	150,758	49,326	34,762	4,568	239,408
Fulton.....	114,337	30,628	60,920	1,045	206,931
Gallia.....	68,024	89,096	59,088	6,880	323,038
Geauga.....	65,190	110,942	43,338	2,071	221,541
Greene.....	133,924	38,250	39,645	7,275	229,094
Guernsey.....	71,087	146,063	67,521	2,668	287,339
Hamilton.....	76,827	19,143	12,925	5,930	114,825
Hancock.....	155,742	51,366	79,362	1,054	287,823
Hardin.....	117,703	34,493	57,792	3,989	213,977
Harrison.....	55,247	119,314	39,102	3,238	226,901
Henry.....	88,799	4,789	52,817	5,850	149,256
Highland.....	118,098	114,908	62,124	5,667	300,797
Hocking.....	48,772	63,193	56,359	2,740	201,064
Holmes.....	145,035	56,075	54,895	9,609	265,614

WHEAT AND BUCKWHEAT—Concluded.

Counties.	Wheat, 1882.					Buckwheat, 1882.	
	Acres sown, 1882.	Bushels produced, 1882.	Average yield per acre.	Acres sown for 1883.	Cost of commercial fertilizers bought for crop of 1883.	Acres sown.	Bushels produced.
Mahoning.....	13,014	268,534	20.63	14,237	23,405	72	1,093
Marion.....	30,921	375,224	12.13	26,776	70	81	1,005
Medina.....	22,006	344,960	14.67	27,407	69,081	24	291
Meigs.....	19,759	293,091	14.83	19,615	3,499	67	726
Mercer.....	31,125	389,726	12.52	30,928	116	1,976
Miami.....	47,699	711,439	14.91	48,146	475	44	708
Monroe.....	18,687	241,327	13.07	20,625	7,187	132	1,431
Montgomery.....	47,287	813,139	17.19	49,451	1,198	2	49
Morgan.....	21,941	335,369	15.28	18,609	12,921	28	241
Morrow.....	16,722	221,521	13.25	16,942	892	178	2,332
Muskingum.....	35,522	644,000	18.13	37,177	15,084	92	974
Noble.....	19,868	281,524	14.16	18,792	5,034	58	584
Ottawa.....	17,307	276,083	15.86	16,991	82	1,144
Paulding.....	12,027	207,356	17.24	10,456	37	163	1,063
Perry.....	18,488	331,626	18.00	19,086	17,490	54	391
Pickaway.....	63,480	1,142,369	17.99	57,831	100	22	241
Pike.....	13,615	196,019	14.39	16,028	5,342	67	484
Portage.....	20,848	404,527	19.40	23,901	38,187	67	896
Preble.....	40,735	657,949	16.13	45,108	2,776	44	518
Putnam.....	33,519	453,178	13.52	31,843	155	162	2,538
Richland.....	38,952	541,955	13.91	41,805	4,405	228	2,584
Ross.....	52,745	908,107	17.21	48,827	576	32	308
Sandusky.....	46,353	733,655	15.82	42,941	291	50	1,111
Scioto.....	11,787	127,828	10.84	13,148	3,063	18	149
Seneca.....	67,023	890,005	13.27	67,653	207	40	653
Shelby.....	38,890	545,752	14.03	39,950	6,684	124	1,798
Stark.....	55,135	1,107,191	20.08	58,092	26,634	87	868
Summit.....	29,092	598,479	20.57	31,514	15,119	50	714
Trumbull.....	13,472	259,947	19.36	15,331	29,854	240	2,699
Tuscarawas.....	34,439	610,787	17.73	37,168	1,108	195	2,070
Union.....	30,382	382,724	12.60	26,605	56	880
Van Wert.....	27,762	295,603	10.64	25,502	221	3,003
Vinton.....	14,440	162,045	11.22	11,158	2,137	39	412
Warren.....	32,481	582,169	17.92	34,787	1,094	54	653
Washington.....	33,202	533,109	16.06	33,221	24,623	170	1,724
Wayne.....	55,065	994,176	18.06	56,583	18,680	34	520
Williams.....	25,804	274,140	10.62	26,530	13	131	1,716
Wood.....	34,040	518,343	15.23	34,738	159	289	3,419
Wysandot.....	34,674	467,841	13.49	31,450	62	43	648
Total.....	2,700,124	42,112,403	15.59	2,727,518	\$610,351	10,546	120,407

Wheat, in 1882, ranked second among Ohio crops in commercial importance. The above crop, at the average price of \$1.10 per bushel, would equal \$4,222,224, or more than four times the value of the annual output of coal in Ohio, valued wholesale at the mine.

In proportion to the labor, too, it is one of the most profitable crops, being worth, at the above rates, \$16.15 per acre, besides the straw and the clover fall feed on the stubble ground.

Pickaway, Stark, Wayne, and Fairfield counties stand highest in total yield; and Cuyahoga, Lake, Mahoning, and Summit stand highest in yield per acre. These last counties use commercial fertilizers heavily.

Buckwheat is about the least in value of our Ohio crops.

WHEAT AND BUCKWHEAT.

Counties.	Wheat, 1882.				Buckwheat, 1882.		
	Acres sown, 1882.	Bushels produced, 1882.	Average yield per acre.	Acres sown for 1883.	Cost of commercial fertilizers bought for crop of 1883.	Acres sown.	Bushels produced.
Adams.....	19,203	26 ³ / ₁₀₀ 267	13.66	22,426	\$21,765	16	96
Allen.....	31,560	227,168	7.20	31,082	858	92	1,196
Ashland.....	36,186	583,968	16.28	40,460	6,452	107	1,452
Ashtabula.....	18,093	337,161	18.63	21,670	54,254	351	4,761
Athens.....	14,331	195,589	13.65	14,463	3,138	69	720
Auglaize.....	39,260	445,736	11.35	34,871	65	202	3,310
Belmont.....	26,465	450,005	17.00	28,688	6,617	76	718
Brown.....	25,834	379,747	14.70	28,498	4,523	34	236
Butler.....	46,987	846,652	18.04	48,657	269	43	555
Carroll.....	17,317	274,959	15.89	19,803	2,842	149	1,955
Champaign.....	49,748	829,245	16.14	48,658	413	28	332
Clarke.....	49,810	804,030	16.14	57,934	160	31	349
Clermont.....	19,748	272,032	13.78	25,473	3,298	179	2,262
Clinton.....	35,752	695,534	19.46	35,891	508	52	895
Columbiana.....	20,996	376,185	17.90	25,118	17,813	172	2,760
Coehocton.....	34,562	588,377	14.13	16,381	1,854	168	1,704
Crawford.....	35,272	464,460	13.17	36,517	357	53	727
Cuyahoga.....	11,847	263,891	22.28	12,379	30,312	30	534
Darke.....	61,161	778,056	12.72	62,106	90	1,798
Defiance.....	25,277	284,667	11.26	27,404	520	294	5,199
Delaware.....	29,811	392,518	13.17	23,681	32	136	1,389
Erie.....	26,160	486,394	18.59	24,197	2,301	134	1,837
Fairfield.....	53,876	957,688	17.78	53,409	397	43	512
Fayette.....	40,529	634,063	15.64	40,739	23	281
Franklin.....	52,792	924,817	17.52	50,222	8,487	53	632
Fulton.....	26,556	375,467	14.14	26,037	4,650	389	5,507
Gallia.....	26,274	295,845	11.26	21,497	9,751	52	430
Geauga.....	7,815	146,061	18.61	10,120	20,868	97	1,129
Greene.....	52,003	933,624	17.95	51,602	132	19	252
Guernsey.....	19,328	276,546	14.31	22,280	6,957	168	1,795
Hamilton.....	14,347	249,085	17.36	13,093	1,810	73	960
Hancock.....	51,167	707,035	13.81	52,585	27	77	1,237
Hardin.....	33,937	449,985	13.24	33,420	20	217	2,004
Harrison.....	16,071	269,039	16.74	15,680	407	66	766
Henry.....	25,654	309,867	12.08	26,003	15	342	3,763
Highland.....	40,566	630,099	15.53	45,463	15,072	42	413
Hocking.....	13,762	166,402	12.09	14,668	3,549	83	690
Holmes.....	31,948	614,156	19.22	35,276	2,104	233	1,910
Huron.....	36,076	564,359	15.68	38,985	3,311	103	1,746
Jackson.....	22,642	115,831	5.12	12,017	7,223	37	207
Jefferson.....	19,817	374,542	18.80	20,954	4,463	55	534
Knox.....	33,833	540,596	16.05	36,284	335	187	2,791
Lake.....	7,768	165,313	21.28	7,941	12,124	102	1,390
Lawrence.....	14,993	146,964	9.80	17,042	459	53	459
Licking.....	47,568	831,540	17.68	46,423	466	178	2,218
Logan.....	41,841	664,786	15.88	36,747	447	70	1,038
Lorain.....	22,819	448,272	19.64	23,436	9,981	14	165
Lucas.....	14,481	233,517	16.12	15,585	204	452	6,500
Madison.....	35,632	615,996	17.28	26,789	364	779

CORN AND OATS—Continued.

Counties.	Corn.			Oats.			Average per acre.
	Acres, 1882.	Acres, 1883, estimated.	Bushels, 1882.	Acres, 1882.	Acres, 1883, estimated.	Bushels, 1882.	
Merrer	33,665	27,515	1,275,245	11,433	9,725	314,982	27.54
Miami	47,234	49,034	2,034,891	7,842	6,845	172,210	21.96
Monroe	19,537	15,764	559,366	8,001	5,570	82,190	10.27
Montgomery	44,973	45,827	1,728,837	11,150	9,256	307,693	27.59
Morgan	16,072	11,855	525,492	1,637	673	21,682	13.24
Morrow	24,112	22,666	790,624	11,171	7,718	307,831	27.55
Muskingum	32,283	28,162	1,115,910	4,449	2,884	68,471	15.61
Noble	19,276	17,329	640,282	3,361	2,069	45,263	13.46
Ottawa	12,492	11,098	488,001	3,295	3,324	85,634	22.95
Paulding	10,030	8,293	312,156	2,351	2,072	44,912	19.10
Perry	15,852	15,645	490,369	1,242	823	17,472	14.87
Pickaway	67,789	61,959	1,880,227	372	617	6,317	16.98
Pike	24,126	21,829	558,425	3,103	1,968	28,315	9.12
Portage	12,879	11,712	456,789	15,208	13,418	543,689	35.75
Preble	48,191	44,885	1,853,004	12,763	11,127	289,629	22.69
Putnam	36,777	36,913	1,361,674	3,148	1,790	61,923	19.67
Richland	27,805	26,645	944,525	21,343	20,280	670,071	31.39
Ross	62,848	72,452	1,691,525	1,817	1,901	23,135	12.18
Sandusky	34,470	28,207	967,955	8,965	9,022	241,349	26.92
Scioto	20,764	18,947	580,128	4,790	4,288	54,812	11.44
Seneca	37,760	39,655	1,336,143	13,921	16,037	455,632	32.72
Shelby	87,625	31,310	1,185,974	12,770	8,330	269,599	21.11
Stark	27,016	24,230	1,153,858	24,820	21,390	876,372	35.30
Summit	16,736	14,402	648,594	14,929	12,726	551,223	36.92
Trumbull	12,971	11,139	445,696	15,645	13,870	542,891	34.70
Tuscarawas	22,126	22,982	734,470	16,018	14,615	418,050	26.09
Union	39,633	39,638	1,243,589	2,051	1,440	44,194	21.54
Van Wert	30,245	27,042	1,007,038	4,815	4,153	130,486	27.08
Vinton	18,962	12,123	279,328	1,397	932	23,576	16.87
Warren	48,254	46,009	1,812,473	8,423	6,772	184,839	21.94
Washington	23,837	21,445	667,881	6,656	4,952	96,251	15.89
Wayne	31,698	30,244	1,328,442	21,385	18,303	686,593	32.19
Williams	28,283	24,436	1,004,585	13,916	13,919	415,658	29.87
Wood	45,815	40,980	1,335,366	12,060	9,904	269,126	22.31
Wyandot	3,433	30,471	1,314,606	6,299	5,789	193,998	30.79
Totals	2,670,744	2,492,166	90,869,137	733,378	616,260	19,956,396	27.21

CORN is king, com mercally. The value of the crop in 1882 is \$59,064,910, against \$46,323,200, for wheat, the next crop in value.
 "ACREAGE FOR 1883" is probably reported too small in all spring crops, as planting and sowing were not completed when the returns were made.

CORN AND OATS.

Counties.	Corn.			Oats.			Average per acre.
	Acres, 1882.	Acres, 1883, estimated.	Bushels, 1882.	Acres, 1882.	Acres, 1883, estimated.	Bushels, 1882.	
Adams	30,955	26,471	762,953	4,052	2,734	48,617	12.00
Allen	33,742	26,765	1,470,145	6,300	5,271	202,530	32.15
Ashland	19,718	22,835	932,014	15,056	14,799	497,435	33.03
Ashtabula	14,089	9,628	494,980	12,001	11,850	657,569	54.79
Athens	15,192	14,283	434,106	1,185	967	17,717	14.95
Auglaize	36,530	38,840	1,324,520	8,055	7,170	223,280	27.72
Belmont	26,009	24,763	1,078,737	8,526	6,324	151,003	17.83
Brown	40,828	39,227	1,199,630	9,799	7,540	143,650	14.66
Butler	55,194	54,755	2,107,689	6,866	5,882	154,009	22.43
Carroll	14,061	13,340	491,286	13,850	12,952	363,205	26.22
Champaign	46,145	41,152	1,872,891	3,139	1,937	59,886	19.07
Clarke	39,776	40,168	1,475,896	2,231	1,697	58,883	17.42
Clermont	38,747	34,379	1,220,044	13,029	10,666	251,000	19.27
Clinton	52,831	49,836	1,937,075	3,341	1,964	64,421	19.28
Columbiana	18,077	16,618	651,272	17,858	16,509	572,949	32.08
Coshocton	28,089	26,297	922,622	7,400	6,881	157,912	21.34
Crawford	31,578	30,240	1,202,243	15,566	13,965	507,830	32.62
Cuyahoga	10,797	6,637	444,738	14,740	8,692	559,050	37.92
Darke	65,020	65,185	2,480,894	13,233	11,849	334,827	25.31
Defiance	20,846	18,166	754,143	9,330	8,513	249,807	26.77
Delaware	33,744	27,638	1,073,355	3,911	1,624	66,222	16.93
Erie	15,489	14,584	555,811	8,324	9,954	235,931	28.34
Fairfield	49,563	54,350	1,494,855	1,462	2,612	20,665	14.15
Fayette	58,045	59,635	1,628,387	898	674	19,505	21.72
Franklin	64,155	60,359	1,916,503	2,215	2,647	38,488	17.37
Fulton	24,742	21,403	992,276	10,864	9,658	313,257	28.83
Gallia	24,155	19,867	505,405	2,630	2,073	234,214	13.00
Geauga	7,659	6,136	283,270	14,704	8,382	366,226	24.90
Greene	50,884	49,726	1,860,308	3,157	2,444	59,294	18.78
Guernsey	18,451	19,644	562,983	5,322	4,313	78,576	14.76
Hamilton	26,481	20,243	911,478	6,872	4,929	143,774	20.92
Hancock	45,993	52,592	1,842,026	7,585	5,584	239,466	31.59
Hardin	51,793	36,789	1,321,084	5,116	3,837	147,235	28.78
Harrison	14,910	13,409	608,119	5,266	4,578	125,833	23.89
Henry	25,053	24,635	902,690	5,847	4,764	143,414	24.52
Highland	51,801	47,663	1,530,846	4,381	2,498	56,937	13.00
Hocking	14,189	13,857	358,190	1,215	892	13,840	11.39
Holmes	22,878	23,573	710,769	14,895	14,433	167,219	11.22
Huron	28,092	24,599	1,051,824	19,675	19,344	670,648	34.08
Jackson	13,484	11,450	348,161	2,239	2,005	34,042	15.20
Jefferson	15,605	15,846	622,807	9,360	9,449	243,754	26.04
Knox	32,774	29,727	1,095,274	8,890	7,469	219,249	24.67
Lake	7,134	4,001	266,875	6,128	4,234	227,108	37.06
Lawrence	19,924	15,256	427,452	3,348	2,463	32,850	9.81
Licking	44,617	41,363	1,475,179	5,643	3,389	94,093	16.85
Logan	35,162	33,006	1,437,184	2,419	1,465	50,934	25.10
Lorain	17,904	15,187	587,192	15,787	14,533	573,979	36.35
Lucas	14,990	12,689	533,667	6,242	4,794	158,696	25.46
Madison	51,763	56,985	1,509,642	364	779	4,867	13.37
Mahoning	13,265	11,726	491,286	13,075	13,051	452,263	34.58
Marion	41,205	34,155	1,570,790	8,334	5,494	263,599	31.65
Medina	17,516	14,787	663,678	16,688	13,005	616,819	36.96
Meigs	15,174	12,678	378,396	2,529	2,446	41,666	16.47

TABLE SHOWING BY STATES THE TOTAL WHEAT CROP OF THE UNITED STATES AND TERRITORIES, FOR THE YEARS 1878 TO 1882.

[The figures given are the final estimates of the United States Agricultural Department for each year, with a very few exceptions, where the later State returns seemed more correct.]

States.	Total bushels each year.					Average.
	1878.	1879.	1880.	1881.	1882.	
Maine.....	396,200	665,714	531,204	617,000	512,100	544,443
New Hampshire.....	189,000	169,316	558,200	175,000	148,700	248,043
Vermont.....	527,000	337,257	314,325	378,000	378,000	386,916
Massachusetts.....	18,250	15,768	18,921	19,000	20,100	18,409
Rhode Island.....	240	240	300	267
Connecticut.....	27,650	38,732	39,382	39,000	43,600	37,723
New York.....	14,128,400	11,587,766	12,669,200	10,844,000	12,145,200	12,262,913
New Jersey.....	2,497,500	1,901,739	2,460,563	2,018,000	2,098,700	2,195,300
Pennsylvania.....	22,095,000	19,462,465	22,111,380	18,797,000	20,300,700	20,553,867
Delaware.....	1,043,900	1,175,272	1,509,785	1,044,000	1,200,600	1,194,711
Maryland.....	6,383,000	8,004,864	8,486,380	7,213,000	8,655,600	7,748,568
Virginia.....	7,608,240	7,822,504	8,737,302	7,165,000	8,311,400	7,820,869
North Carolina.....	3,023,800	3,397,363	4,871,213	4,579,000	5,494,800	4,273,221
South Carolina.....	752,650	962,358	869,530	988,000	1,729,000	1,056,187
Georgia.....	2,758,000	3,159,771	3,055,374	2,933,000	3,812,900	3,143,869
Florida.....	492	450	600	501
Alabama.....	1,255,600	1,529,657	1,402,218	1,479,000	1,700,800	1,473,455
Mississippi.....	128,400	218,890	281,166	197,000	250,100	275,111
Louisiana.....	5,054	3,208,112	5,350	7,000	5,795
Texas.....	7,200,000	2,567,760	3,208,112	3,339,000	4,173,700	4,117,714
Arkansas.....	1,058,000	1,569,730	1,336,068	1,017,000	1,566,100	1,249,379
Tennessee.....	7,935,000	6,331,353	7,538,400	6,408,000	8,971,200	7,436,790
West Virginia.....	3,737,300	4,001,711	5,130,991	4,413,000	4,854,300	4,427,500

COMPARATIVE TABLE, EXHIBITING THE NUMBER OF BUSHELNS OF WHEAT AND CORN PRODUCED ANNUALLY, FROM 1850 TO 1883, INCLUSIVE. THE FIGURES FOR 1883 ARE THE SEPTEMBER ESTIMATES OF THE STATE BOARD OF AGRICULTURE.

Year.	Bushels of wheat.	Average number of bushels to acre.	Bushels of corn.	Average number of bushels to acre.
1850	31,500,000	18.	56,619,608	36.8
1851	25,309,225	15.2	61,171,282	36.7
1852	23,043,737	14.1	58,165,517	33.6
1853	17,118,311	12.	73,436,070	40.
1854	11,989,110	8.	52,171,551	26.
1855	19,569,320	13.81	87,587,434	39.7
1856	15,333,837	10.2	57,802,515	27.7
1857	25,397,614	14.	82,555,186	36.6
1858	17,655,483	10.4	50,863,582	27.7
1859	13,317,967	7.3	68,730,846	29.5
1860	23,640,356	12.8	91,588,704	38.2
1861	20,055,424	11.	74,858,878	33.5
1862	20,764,887	12.	62,764,887	30.
1863	20,452,410	11.36	54,614,617	27.
1864	15,541,385	9.33	54,053,491	27.
1865	13,234,139	9.	68,053,668	35.
1866	5,824,747	4.50	80,386,320	36.5
1867	13,350,726	11.51	63,875,064	29.8
1868	16,800,059	11.31	76,725,288	34.4
1869	26,499,729	15.37	62,443,346	28.4
1870	18,726,341	11.29	88,565,299	37.5
1871	22,274,378	13.27	98,363,060	36.7
1872	18,987,664	11.22	103,053,234	40.9
1873	21,974,385	12.61	84,049,328	35.1
1874	26,896,818	14.51	101,815,494	39.8
1875	17,867,967	9.22	97,825,024	34.1
1876	15,354,569	10.18	112,552,642	36.8
1877	27,306,566	15.63	101,884,305	32.5
1878	35,218,783	16.58	114,839,127	37.8
1879	41,052,120	17.78	96,908,800	34.
1880	48,510,307	17.20	105,414,594	38.9
1881	38,102,633	13.80	78,712,796	31.
1882	42,112,403	15.59	90,869,137	34.
1883, September estimate of State Board.....	24,431,840	9.	72,000,000

WHEAT AVERAGES.

Average per acre of first term of nine years, 12.86; average total, 20,754,000 bushels.
 Average per acre of second term of nine years, 9.86; average total, 17,245,000 bushels.
 Average per acre of third term of nine years, 12.11; average total, 20,462,000 bushels.
 Average per acre of the term of 27 years, 11.61; average total, 19,487,000 bushels.
 Average per acre of last seven years, 16.14; average total, 39,638,000 bushels.

Thus, since the introduction of commercial fertilizers and better tillage, our total wheat product has more than doubled, and the yield per acre has increased forty per cent. These remarks do not include the year 1883, which was a most disastrous one to wheat.

RYE AND BARLEY.

Counties.	Rye.			Barley.		
	Acres sown, 1882.	Acres sown, 1883.	Bushels produced, 1882.	Acres sown, 1882.	Acres sown, 1883.	Bushels produced, 1882.
Adams.....	122	118	987	40	3	513
Allen.....	233	353	3,697	137	241	4,368
Ashland.....	168	157	2,087	170	189	6,960
Ashtabula.....	189	109	2,129	361	373	10,114
Athens.....	61	45	679			
Auglaize.....	512	475	9,695	1,179	1,336	37,740
Belmont.....	202	150	2,191	35	30	487
Brown.....	789	783	6,437	45	29	929
Butler.....	262	127	2,484	21,317	16,426	405,908
Carroll.....	251	170	3,096	9	14	177
Champaign.....	83	25	1,238	232	250	6,259
Clarke.....	263	219	3,803	370	343	9,240
Clermont.....	1,222	1,132	8,632	202	207	5,408
Clinton.....	196	73	1,055	337	134	5,439
Columbiana.....	505	356	6,289	49	31	1,200
Coshocton.....	157	110	2,209	14	5	225
Crawford.....	152	105	2,567	111	140	2,814
Cuyahoga.....	888	404	16,858	253	53	6,701
Darke.....	759	938	11,886	1,478	2,206	38,105
Defiance.....	551	659	8,557	119	186	2,845
Delaware.....	134	320	1,595	75	21	866
Erie.....	119	68	1,802	1,311	1,575	35,615
Fairfield.....	235	243	2,483	1,798	920	50,661
Fayette.....	346	210	3,871	171	56	4,187
Franklin.....	118	220	1,474	41	29	1,430
Fulton.....	334	528	4,784	105	115	3,328
Gallia.....	106	224	1,076	1		10
Geauga.....	56	35	765	35	9	823
Greene.....	273	265	3,169	1,013	665	23,683
Guernsey.....	134	86	1,443	32	34	503
Hamilton.....	1,934	882	27,931	6,982	4,753	130,681
Hancock.....	158	173	1,743	75	176	2,327
Hardin.....	168	307	3,046	21	100	725
Harrison.....	47	43	549	1		80
Henry.....	3,448	3,879	60,287	86	114	1,786
Highland.....	222	304	1,772	6	18	14
Hocking.....	256	248	3,927	111	187	3,262
Holmes.....	255	316	3,867	46	41	792
Huron.....	83	350	985	118	302	1,606
Jackson.....	60	33	352	5		125
Jefferson.....	107	156	2,202	39	35	942
Knox.....	355	286	2,912	2	30	60
Lake.....	608	539	10,138	1,284	795	43,419
Lawrence.....	145	171	1,001	21		134
Licking.....	293	250	3,169	64	20	2,438
Logan.....	43	16	659	265	318	5,352
Lorain.....	105	65	1,756	1,016	817	24,455
Lucas.....	1,041	1,345	16,461	216	207	5,420
Madison.....	304	77	2,681	98	16	2,810
Mahoning.....	217	123	3,272	21	19	411

TABLE SHOWING BY STATES THE TOTAL WHEAT CROP OF THE UNITED STATES AND TERRITORIES, FOR THE YEARS 1878 TO 1882.

States.	Total bushels each year.					Average.
	1878.	1879.	1880.	1881.	1882.	
Kentucky	4,910,400	11,356,113	10,564,932	8,625,000	17,250,000	10,521,289
Ohio	35,218,000	46,014,869	49,790,475	38,520,000	46,453,600	42,989,389
Michigan	27,889,200	35,532,543	33,155,865	21,220,000	33,315,400	30,222,601
Indiana	33,136,000	47,284,853	49,769,758	31,353,000	45,461,800	41,400,492
Illinois	31,620,000	51,110,502	52,259,051	26,822,000	52,302,900	42,822,890
Wisconsin	21,154,400	24,884,689	16,654,735	17,987,000	20,145,400	20,165,264
Minnesota	28,824,000	34,601,030	40,395,696	35,952,000	37,080,500	35,360,645
Iowa	30,440,960	31,154,203	33,178,205	18,248,000	25,487,200	27,701,714
Missouri	20,191,000	24,906,627	29,563,134	20,399,000	27,538,600	24,532,672
Kansas	27,221,000	17,324,141	20,336,000	19,909,000	33,248,000	23,607,628
Nebraska	13,872,900	13,847,207	12,922,077	13,840,000	14,947,200	13,885,877
California	41,990,000	24,017,707	33,877,600	28,406,000	34,546,600	32,567,581
Oregon	7,665,000	7,480,010	11,734,420	12,673,000	12,039,300	10,318,346
Colorado, Nevada, and the Territories	15,600,000	9,279,543	11,157,700	12,658,000	17,647,600	13,200,000
Totals for the United States	422,220,400	459,479,505	489,850,162	380,280,090	502,789,600	450,923,954

This table has been collated with considerable labor, and with the kind assistance of Hon. J. R. Dodge, Chief Statistician of the U. S. Department of Agriculture at Washington. It is of great value for reference. It makes Ohio, Illinois, and Indiana the banner wheat States for average totals. See column of averages.—[Ohio Agricultural Report, 1882.]

RYE AND BARLEY—Concluded.

Counties.	Rye.			Barley.		
	Acres sown, 1882.	Acres sown, 1883.	Bushels produced, 1882.	Acres sown, 1882.	Acres sown, 1883.	Bushels produced, 1882.
Marion	50	22	761	43	146	1,092
Medina	191	45	3,301	18	28	502
Meigs	218	184	2,505	296	253	6,481
Mercer	220	139	4,116	306	433	8,281
Miami	155	181	2,410	2,116	2,165	57,711
Monroe	436	263	3,322	1	2	20
Montgomery.....	559	446	7,211	5,921	4,917	130,288
Morgan	56	36	849	7	85
Morrow	115	105	1,385	15	32	233
Muskingum	312	312	4,026	166	143	5,154
Noble	109	61	906	4
Ottawa	1,143	1,216	20,484	252	315	5,418
Paulding	116	60	675	63	83	1,212
Perry	139	178	1,841	263	125	8,306
Pickaway.....	140	568	1,395	1,210	967	31,454
Pike	104	160	688	685	431	11,785
Portage	134	101	1,864	17	11	205
Preble	231	175	2,583	2,277	1,986	46,537
Putnam	517	765	8,659	47	62	561
Richland.....	358	365	4,738	394	392	12,100
Ross	247	387	210	472	314	12,270
Sandusky	302	455	3,732	288	514	6,586
Scioto	65	36	296	668	263	12,296
Seneca	187	244	3,310	222	717	6,233
Shelby	208	144	3,016	1,526	2,219	41,414
Stark	245	3,243	3,543	1,132	434	16,442
Summit	110	147	1,581	35	25	993
Trumbull.....	192	137	2,525	7	4	543
Tuscarawas	212	170	3,032	128	124	2,918
Union	42	24	634
Van Wert	346	523	5,445	51	27	775
Vinton	73	57	714	17
Warren.....	454	297	4,357	8,331	6,190	113,175
Washington.....	426	322	4,777	3	3	69
Wayne	117	63	1,736	33	129	694
Williams.....	30	83	396	15	18	362
Wood	3,722	4,005	57,208	766	1,189	20,531
Wyandot	142	176	2,073	23	46	472
Totals	31,692	31,422	438,792	68,376	58,296	1,456,762

Rye is of little commercial importance in Ohio, the total value of the crop, in 1881, being only \$351,040, against \$46,323,200 for wheat.

Barley gives \$1,311,120. Nearly the entire crop is raised in a few counties in the Miami and Scioto Valleys.

BROOM-CORN AND MEADOWS.

Counties.	Broom-corn.		Meadows.	
	Acres.	Pounds of broom-brush.	Acres.	Tons of hay.
Adams.....	5	3,000	12,675	13,132
Allen.....			12,874	26,596
Ashland.....	8	4,159	13,985	23,611
Ashtabula.....			50,548	77,688
Athens.....			23,062	30,443
Auglaize.....	1	400	10,580	13,155
Belmont.....	4	1,950	33,429	43,128
Brown.....	25	1,010	18,266	16,710
Butler.....	652	242,595	9,127	11,217
Carroll.....	2	556	25,436	31,469
Champaign.....	294	136,535	9,738	13,423
Clarke.....	2	600	12,327	16,841
Clermont.....			24,249	22,091
Clinton.....	15	5,050	11,521	13,918
Columbiana.....	1	100	34,097	42,169
Coshocton.....	14		24,737	30,440
Crawford.....	3	6,640	14,413	18,410
Cuyahoga.....	3	1,800	37,422	53,933
Darke.....	54	16,453	11,556	13,899
Defiance.....	8	5,060	11,822	14,689
Delaware.....	134	11,845	29,238	41,763
Erie.....	16	8,503	8,256	11,528
Fairfield.....	19	1,437	21,066	21,296
Fayette.....	23	2,600	13,423	9,826
Franklin.....	227	21,500	22,248	28,142
Fulton.....			11,649	16,495
Gallia.....	22	458	15,476	16,818
Geauga.....	2	100	32,597	46,864
Greene.....	5	1,856	9,628	12,457
Guernsey.....	2	335	30,739	40,304
Hamilton.....	46	25,400	15,276	17,983
Hancock.....	94	6,100	13,908	19,428
Hardin.....	5	2,280	14,322	19,465
Harrison.....	14	73	30,583	38,601
Henry.....	2	1,500	6,697	8,248
Highland.....	4	1,800	18,447	20,974
Hocking.....	51	429	14,964	15,138
Holmes.....	74	1,973	12,981	16,404
Huron.....	16	694	26,690	34,302
Jackson.....	1	900	20,418	21,809
Jefferson.....	41	15,850	24,326	28,803
Knox.....	23	6,440	24,844	31,404
Lake.....			13,901	23,427
Lawrence.....	164	700	5,985	6,619
Licking.....	22	11,456	36,202	50,417
Logan.....		155	15,758	21,161
Lorain.....		8	37,989	54,829
Lucas.....		400	10,037	12,914
Madison.....	32	16,000	14,980	20,789
Mahoning.....	5	2,470	29,740	44,908
Marion.....	58	16,044	15,485	19,725
Medina.....	3	3,200	24,219	31,465
Meigs.....			19,808	23,754

BROOM-CORN AND MEADOWS—Continued.

Counties.	Broom-corn.		Meadows.	
	Acres.	Pounds of broom brush.	Acres.	Tons of hay.
Mercer.....	19	3,420	10,334	13,041
Miami.....	18	8,950	8,732
Monroe.....	3	830	20,264	25,844
Montgomery.....	194	109,250	10,454	13,661
Morgan.....	12	956	22,420	29,473
Morrow.....	7	3,500	27,932	37,783
Muskingum.....	2	1,100	38,939	46,662
Noble.....	2	1,000	25,202	31,605
Ottawa.....			6,455	9,397
Paulding.....	8½	100	7,097	9,028
Perry.....	½	375	20,458	26,023
Pickaway.....	666	360,000	12,560	10,800
Pike.....	¾	68	10,110	7,477
Portage.....	13	4,550	33,215	50,031
Preble.....	64	26,480	7,298	8,329
Putnam.....	1	225	13,222	17,135
Richland.....	½	12	19,743	36,921
Ross.....	196	4,901	11,080	10,560
Sandusky.....	½	20	8,672	11,254
Scioto.....	38	7,402	11,495	12,121
Seneca.....	4	1,950	16,542	19,578
Shelby.....	4	1,800	9,296	10,769
Stark.....	½	47	22,394	34,352
Summit.....			19,784	31,371
Trumbull.....	3	525	57,351	81,938
Tuscarawas.....	25	567	28,683	38,705
Union.....	7	3,500	18,777	27,506
Van Wert.....			11,284	14,879
Vinton.....	½	50	21,072	23,021
Warren.....	192	33,597	12,532	16,201
Washington.....	28	4,440	31,344	38,706
Wayne.....	5	1,767	18,603	26,793
Williams.....	10	5,100	14,645	17,419
Wood.....	68	77,599	14,137	18,596
Wyandot.....			14,157	17,583
Totals.....	3,301½	1,252,485	1,680,168	2,178,516

HAY.—It is sometimes said the hay crop of the United States is the most valuable of all. This is not true in Ohio. The total value, including clover seed, and clover plowed under for manure, is only \$29,081,600, thus ranking it below wheat and corn. Hay is not sold for cash so largely as wheat, but enters into other products, butter, cheese, wool, etc., so that really to count the value of the hay crop, and then of these secondary products involves, in part, a "double count." The same is true of corn, oats, and some other crops.

Broom corn is this year reported, for the first time in many years. There are evident mistakes and omissions which we have no means of correcting. The crop is not raised, to any extent, except in a few localities, and is of small financial importance to the State at large.

CLOVER.

Counties.	Acres.	Tons of hay.	Bushels of seeds.	Acres plowed under.
Adams	4,093	1,258	525	342
Allen	6,860	6,898	3	830
Ashland	11,766	14,855	9,541	979
Ashtabula ..	3,807	5,512	5,190	513
Athens	1,435	811	18	185
Auglaize	6,265	6,705	2,913	1,163
Belmont	1,613	1,670	166	109
Brown	7,293	811	207	1,291
Butler	11,500	2,752	1,107	4,980
Carroll	5,779	6,635	2,320	183
Champaign ..	9,151	5,040	2,028	1,320
Clarke	6,977	4,158	1,207	2,523
Clermont	8,908	1,752	324	2,113
Clinton	5,600	1,105	381	665
Columbiana ..	9,763	9,326	4,013	79
Coshocton	4,963	4,190	2,059	356
Crawford	12,275	15,378	8,470	305
Cuyahoga	901	987	508	231
Darke	9,445	8,496	4,554	3,719
Defiance	8,180	7,681	5,469	646
Delaware	6,374	6,575	2,237	593
Erie	6,740	7,928	3,405	873
Fairfield	10,335	6,569
Fayette	3,086	879	175	772
Franklin	4,844	4,880	1,768	2,077
Fulton	9,623	10,857	5,573	367
Gallia	1,434	954	82	399
Geauga	1,241	1,818	697	342
Greene	9,661	2,396	394	4,664
Guernsey	1,740	1,988	261
Hamilton	3,887	2,864	143	1,058
Hancock	11,825	13,037	6,323	807
Hardin	6,860	6,621	3,076	877
Harrison	941	1,201	331	8
Henry	5,045	5,509	3,580	877
Highland	1,671	1,180	416	171
Hocking	1,434	811	187	153
Holmes	13,503	14,134	5,052	740
Huron	12,639	15,588	7,933	663
Jackson	267	151	29
Jefferson	3,685	4,140	2,844	156
Knox	9,504	10,482	5,021	490
Lake	1,629	1,743	1,788	280
Lawrence	1,519	442	11	303
Licking	7,681	8,653	3,111	317
Logan	7,250	6,783	3,083	797
Lorain	6,632	8,270	7,273	406
Lucas	3,573	4,198	2,044	409
Madison	2,189	1,405	251	261
Mahoning	7,542	10,175	7,152	328
Marion	8,077	9,422	6,574	271
Medina	11,868	13,649	9,018	941
Meigs	1,147	497	11	663
Mercer	6,332	6,885	5,645	443
Miami	16,154	6,580	2,386	5,496
Monroe	1,007	933	381	37
Montgomery ..	16,979	8,146	1,420	5,189

CLOVER—Continued.

Counties.	Acres.	Tons of hay.	Bushels of seeds.	Acres plowed under.
Morgan	1,403	1,332	124	83
Morrow	6,958	8,552	6,210	227
Muskingum	3,277	3,365	430	140
Noble	652	575	29	10
Ottawa	4,254	5,927	2,122	439
Paulding	3,344	1,890	225
Perry	1,032	1,091	148	31
Pickaway	3,261	6,692	1,366	752
Pike	2,053	639	181	701
Portage	7,869	11,134	6,331	1,485
Preble	15,975	2,993	990	2,602
Putnam	3,819	3,908	1,851	449
Richland	15,619	16,542	8,362	1,160
Ross	7,346	2,150	944	1,995
Sandusky	10,722	11,598	4,415	1,096
Scioto	1,329	819	164	664
Seneca	16,180	16,492	786	12,300
Shelby	7,782	4,401	3,155	1,431
Stark	22,344	33,004	10,444	1,829
Summit	12,954	14,773	5,093	2,301
Trumbull	3,055	4,220	2,173	284
Tuscarawas	10,491	11,803	5,414	651
Union	4,213	5,180	666	371
Van Wert	3,726	3,709	1,455	464
Vinton	483	212	27	13
Warren	11,558	1,749	214	3,402
Washington	3,832	3,981	1,021
Wayne	23,438	29,163	5,375	1,769
Williams	11,458	10,770	7,244	642
Wood	6,657	7,217	4,681	1,003
Wyandot	9,157	7,872	4,328	1,184
Totals.....	598,572	543,163	239,675	85,445

For remarks on clover, see notes under the table on meadow hay.

FLAX AND POTATOES.

Counties.	Flax.			Potatoes.		
	Acres, 1882.	Bushels of seed.	Pounds of fiber.	Acres, 1882.	Acres, 1883, Estimated.	Bushels produced, 1882.
Adams				498	378	25,275
Allen	666	5,673	10,621	1,128	1,549	109,056
Ashland	471	5,597	302,358	1,204	1,143	111,416
Ashtabula	3	281	2,449	2,449	1,779	164,422
Athens				847	891	32,553
Anglaize	550	3,510	8,116	1,223	1,262	92,135
Belmont				1,266	1,116	131,512
Brown				1,774	1,434	61,683
Butler	202	488		1,152	1,301	94,897
Carroll	2	20		695	639	53,804
Champaign	98	468		878	920	77,970
Clarke	370	2,668	45,000	1,207	1,245	110,729
Clermont	44	207	792	792	3,972	175,208
Clinton	278	664	10,100	1,085	624	48,341
Columbiana	15	150		1,358	1,131	100,491
Coshocton	16	3	3	978	912	75,587
Crawford	384	3,582		1,397	1,268	130,071
Cuyahoga	9	90		4,101	2,937	379,311
Darke	1,397	8,348	87,178	2,030	2,287	157,185
Defiance	517	172		1,029	1,069	87,971
Delaware	48	206		845	637	55,110
Erie				2,236	2,683	275,048
Fairfield				1,653	1,836	72,572
Fayette				244	259	16,838
Franklin				1,899	1,859	100,749
Fulton				1,216	850	116,244
Gallia				1,028	1,006	70,002
Geauga	38	149	2,009	1,612	1,634	117,997
Greene	394	824	20,434	846	8,444	64,098
Guernsey				581	586	40,944
Hamilton	25	50	400	4,217	3,723	310,800
Hancock	1,018	8,748	116,000	1,492	1,232	139,734
Hardin	360	613	257	1,393	1,280	134,019
Harrison	1	2		566	555	48,022
Henry	4	1	10	1,068	891	87,818
Highland				1,169	842	42,186
Hocking				892	810	34,103
Holmes				1,158	1,059	104,084
Huron	415	184	1	1,313	1,608	138,488
Jackson				393	227	17,042
Jefferson				937	980	89,057
Knox	951	7,505		1,192	946	75,384
Lake				1,308	1,025	102,400
Lawrence				659	501	34,146
Licking	113	744		1,398	1,165	76,589
Logan			27	766	579	64,894
Lorain	14	218	12,000	1,715	1,650	166,837
Lucas	54	403		1,899	1,691	190,381
Madison				398	437	29,706
Mahoning	471	2,425	63,815	1,092	1,002	101,101
Marion	105	1,190		984	613	81,407
Medina	1,884	6,685	154,300	1,087	81,037	110,404

FLAX AND POTATOES—Continued.

Counties.	Flax.			Potatoes.		
	Acres, 1882.	Bushels of seed.	Pounds of fiber.	Acres, 1882.	Acres, 1882. Estimated.	Bushels produced, 1882.
Meigs	18	15	1,897	1,710	91,864
Mercer	278	1,930	823	507	67,546
Miami	1,236	7,887	592,200	1,008	1,171	80,987
Monroe	1,274	1,153	89,428
Montgomery	595	3,527	151,600	1,451	2,518	100,625
Morgan	637	311	30,098
Morrow	173	1,715	861	636	71,093
Muskingum	1,400	1,110	81,820
Noble	718	479	42,964
Ottawa	851	543	56,693
Paulding	478	316	32,278
Perry	835	717	35,681
Pickaway	582	441	26,011
Pike	5	25	6,000	649	474	27,784
Portage	126	1,458	123,400	2,526	2,482	213,129
Preble	1,741	10,783	134,800	310	740	58,987
Putnam	6	39	1,242	974	114,389
Richland	287	2,650	1,757	1,676	161,438
Ross	5	772	1,043	46,103
Sandusky	1,474	1,229	134,326
Scioto	891	1,444	45,368
Seneca	151	1,578	1,590	1,648	147,962
Shelby	357	2,585	6,070	993	895	73,118
Stark	46	438	30,000	1,992	1,602	196,002
Summit	1,575	1,407	138,900
Trumbull	200	1,520	150,900	1,510	1,461	120,886
Tuscarawas	9	10	1,309	1,103	126,926
Union	628	488	49,765
Van Wert	74	397	460	685	65,815
Vinton	481	409	20,434
Warren	58	321	1,645	2,794	83,728
Washington	2,003	1,775	90,202
Wayne	423	4,170	138,200	1,599	1,003	144,902
Williams	37	209	12,200	927	842	91,587
Wood	4	1	1,406	1,534	128,603
Wyandot	82	429	1,104	990	92,850
Totals	16,814	104,150	3,992,797	111,815	111,800	8,434,624

FLAX.—This crop, like barley, is of very uneven distribution through the State, though not for lack of adaptation of soil and climate. The total production has much diminished since the change in tariff on jute. It was formerly considered one of our best paying crops for its cost of production.

POTATOES.—Notwithstanding the poor crop, as it was called, potatoes yielded over \$52 per acre, and nearly \$6,000,000 in all. The acreage for 1882 is evidently not all reported. The assessment was made before planting was finished. The same is true of all spring crops.

MILK, BUTTER, AND CHEESE.

Counties.	Milk.	Butter.		Cheese.	
	Gallons sold for family use.	Pounds made in home dairies.	Pounds made in factories and creameries.	Pounds made in home dairies.	Pounds made in factories.
Adams.....	1,820	383,726		200	
Allen.....	43,520	493,827		12,930	
Ashland.....	8,908	709,301	139,896	500	510,335
Ashtabula.....	109,641	78,513	54,825	99,996	2,672,275
Athens.....	49,305	610,969		3,785	
Auglaize.....	15	400	418,895	2,200	
Belmont.....	169,832	764,983		500	
Brown.....	2,150	194,238		550	
Butler.....	83,514	561,465	200	3,580	
Carroll.....	8,055	661,674		800	4,200
Champaign.....	100,427	485,553		9,340	
Clarke.....	182,129	492,391			
Clermont.....	25,812	620,658			
Clinton.....	25,146	436,259		605	
Columbiana.....	98,403	739,646	44,480	10,100	506,680
Coshocton.....	5,445	681,054	275		
Crawford.....	27,796	629,771		300	
Cuyahoga.....	2,293,985	731,640	773,020	27,205	908,706
Darke.....	22,445	812,023			
Defiance.....	3,920	472,085			130,232
Delaware.....	73,884	622,253		2,000	
Erie.....	72,689	393,186		4,751	21,903
Fairfield.....	13,514	744,157			100
Fayette.....	34,268	281,584		280	
Franklin.....	596,437	656,392			
Fulton.....	8,961	573,939		11,300	536,358
Gallia.....	39,386	379,038		700	
Geauga.....	10,031	674,806	221,072		3,324,065
Greene.....	36,922	500,872	250	215	
Guernsey.....	70,650	651,841		50	
Hamilton.....	1,687,275	673,279	4,181	3,150	
Hancock.....	8,438	690,965	400	500	
Hardin.....	27,650	542,610	912	1,300	
Harrison.....	167,185	451,389		300	300
Henry.....	6,835	372,611			
Highland.....	19,557	585,347		378	
Hocking.....	16,913	348,983		50	
Holmes.....	8,315	531,241	22,100	9,291	447,672
Huron.....	73,718	797,906	495,104	14,260	5,491,084
Jackson.....	131	318,500		1,260	
Jefferson.....	22,610	480,539		40	
Knox.....	8,091	693,352		75	
Lake.....	92,055	364,124		17,710	47,971
Lawrence.....	49,231	213,773		216	
Licking.....	38,011	842,466		5,600	
Logan.....	50,307	506,304		250	
Lorain.....	71,382	635,747	415,774	142,225	4,797,761
Lucas.....	287,560	305,996			
Madison.....	8,931	324,100			

MILK, BUTTER, AND CHEESE—Concluded.

Counties.	Milk. Gallons sold for family use.	Butter.		Cheese.	
		Pounds made in home dairies.	Pounds made in factories and creameries.	Pounds made in home dairies.	Pounds made in factories.
Mahoning	219,824	545,400	13,000		52,100
Marion	11,060	528,812		225	
Medina	108,775	863,370	144,252	187,738	2,278,789
Meigs	20,533	470,006		8,078	
Mercer	1,400	360,832		300	
Miami	66,249	509,311	500	7,610	
Monroe	18,677	519,013	23,380	130,627	501,262
Montgomery.....	301,776	678,751	6,500		
Morgan	9,440	530,111		2,304	
Morrow	38,597	676,239		65	100
Muskingum	88,439	796,039	260	2,540	
Noble	3,290	583,205	81,000	1,088	
Ottawa	6,460	247,922			
Paulding	1,111	183,336			
Perry	3,988	436,232			
Pickaway.....	19,320	336,566			
Pike	11,373	213,691		120	
Portage	160,370	886,523	368,486	36,650	3,626,692
Preble	30,285	560,413			
Putnam	7,067	497,015	40	1,000	
Richland	150,210	744,632		16,790	
Ross	51,185	301,925	950	14,400	
Sandusky	111,800	372,714			
Scioto	44,681	246,480	50	540	
Seneca	2,842	707,280	59,855		
Shelby	25,094	583,381			
Stark	208,496	941,893	5,410	39,965	255,850
Summit	297,730	623,829	204,784	300	1,120,739
Trumbull.....	369,233	1,492,805	66,204	138,474	2,585,608
Tuscarawas.....	113,329	1,067,086	8,100	5,375	779,967
Union.....	14,942	573,415		2,690	
Van Wert.....	6,025	479,438		100	
Vinton	4,125	297,806			
Warren	60,489	454,715			
Washington	21,707	740,324		12,534	
Wayne	25,297	1,003,635	18,200	46,820	78,500
Williams	13,710	646,418	50,231	800	295,105
Wood	43,830	642,399	3,475	500	
Wyandot	56,589	445,957	24,600		77,000
Totals.....	9,612,553	48,912,395	3,670,661	1,046,225	30,051,354

Butter is of very uniform production by counties, and is of large commercial importance. For every \$1,000 produced by corn, \$169 is produced by butter. Plainly it is not all reported, however, as the amount given would be only sixteen pounds per annum to each inhabitant. This would not begin to equal the home consumption. Probably, that made for use in families and by village people is not reported.

Cheese, too, is not fully reported. For example, Summit county reports 1,120,139 pounds, whereas the single firm of S. Straight & Co., in that county, makes more than that amount. Our law-makers should enact some law to secure a more thorough reporting of statistics. Last year the report was only 23,000,000, against 30,000,000 this year (1882). The two headings, "home dairies" and "factories," have helped to bring out a fuller report.

TOBACCO AND BEES.

Counties.	Tobacco.		Bees.	
	Acres. 1882.	Pounds produced.	Number hives.	Pounds honey.
Adams.....	2,537	1,709,996	1,136	7,150
Allen.....	½	305	623	7,040
Ashland.....			1,042	17,425
Ashtabula.....	4	5,220	1,275	39,073
Athens.....	22	12,128	1,659	14,183
Auglaize.....	19	12,260	750	6,940
Belmont.....	1,428	1,194,842	2,806	20,999
Brown.....	6,390	3,947,062	1,295	7,216
Butler.....	177	580,358	574	5,105
Carroll.....	½	400	1,486	20,088
Champaign.....			636	4,532
Clarke.....	56	56,141	536	5,929
Clermont.....	5,399	3,546,785	1,312	8,061
Clinton.....	173	112,685	786	7,615
Columbiana.....			1,091	4,222
Coshocton.....	10	1,120	1,645	18,574
Crawford.....			1,490	17,240
Cuyahoga.....			913	7,677
Darke.....	1,442	1,372,596	616	9,374
Defiance.....	33	23,383	817	16,176
Delaware.....		140	1,026	14,663
Erie.....			682	19,840
Fairfield.....	1	1,300	1,589	9,190
Fayette.....	7	4,450	803	6,660
Franklin.....			871	10,330
Fulton.....		150	750	17,957
Gallia.....	193	113,155	928	8,350
Geauga.....	1	100	578	9,603
Greene.....	172	161,982	656	3,094
Guernsey.....	349	252,510	1,256	14,888
Hamilton.....	171	202,240	831	4,525
Hancock.....		125	1,240	12,295
Hardin.....		50	1,808	39,419
Harrison.....	9	8,075	1,510	16,013
Henry.....		75	769	10,743
Highland.....	370	224,381	1,291	6,073
Hocking.....	12	5,467	606	3,213
Holmes.....	2	332	1,063	8,306
Huron.....	1	175	1,700	65,157
Jackson.....	3	550	392	3,290
Jefferson.....			1,406	15,538
Knox.....	1	1,000	1,594	32,774
Lake.....	26	44,100	466	4,167
Lawrence.....	144	96,311	1,704	5,860
Licking.....	2	1,261	1,888	19,269
Logan.....	4	4,880	877	9,875
Lorain.....	2	60	1,465	21,851
Lucas.....			847	6,829
Madison.....			897	10,106
Mahoning.....		36	762	6,102
Marion.....	2	1,773	1,727	19,813
Medina.....	29	19,473	1,020	17,364
Meigs.....		100	1,168	9,519
Mercer.....	4	4,050	384	4,503

TOBACCO AND BEES.—Continued.

Counties.	Tobacco.		Bees.	
	Acres 1882.	Pounds produced.	Number hives.	Pounds honey.
Miami.....	318	333,125	473	4,266
Monroe.....	2,065	1,271,583	1,119	10,143
Montgomery.....	5,011	4,383,964	367	1,241
Morgan.....	278	182,723	987	5,663
Morrow.....	2	475	916	17,165
Muskingum.....	2	155	1,721	13,955
Noble.....	1,752	1,153,644	1,278	18,704
Ottawa.....	1	200	488	19,408
Paulding.....	4	2,437	419	5,526
Perry.....	8	4,680	603	4,437
Pickaway.....	1	45	859	4,523
Pike.....	40	24,285	493	3,976
Portage.....			1,241	13,820
Preble.....	1,025	1,002,204	582	4,291
Putnam.....	1	150	691	6,322
Richland.....			985	13,303
Ross.....	2	500	1,224	4,910
Sandusky.....			942	19,661
Scioto.....	86	50,959	694	5,748
Seneca.....			1,712	29,901
Shelby.....	25	19,340	583	5,067
Stark.....	4	9,700	1,345	9,676
Summit.....	6	3,240	1,515	14,821
Trumbull.....	2	90	1,269	18,346
Tuscarawas.....		20	1,914	14,087
Union.....		50	979	13,123
Van Wert.....	20	20,000	609	7,741
Vinton.....	12	7,400	558	3,747
Warren.....	507	409,878	743	4,296
Washington.....	808	445,777	1,527	15,568
Wayne.....	2,938	75,370	1,367	11,614
Williams.....			866	11,040
Wood.....	1	2,505	1,469	20,359
Wyandot.....	4	9,610	1,238	22,763
Total.....	34,115	22,737,783	91,558	1,082,654

TOBACCO.—This crop is a more important one in Ohio than is usually supposed. It is very unevenly distributed, as can be seen by examining the table of counties, a few of the southerly and easterly counties producing almost the entire crop of the State. The gross value of the crop of 1882 is \$73.30 per acre. The crop, however, involves a large outlay of labor and expense, considerable skill or special training, and special adaptations of soil and climate. The total value of the crop for 1880 was \$2,501,160, and the crop brings in \$50 for every \$1,000 brought in by corn.

SORGHUM AND MAPLE.

Counties.	Sorghum, 1882.			Maple, 1883.	
	Acres.	Pounds of sugar.	Gallons of syrup.	Pounds of sugar.	Gallons of syrup.
Adams	205		16,351	1,105	2,020
Allen	53	2,443	5,601	6,750	6,782
Ashland	18		1,700	93,839	22,688
Ashtabula	34	2,060	2,387	307,726	19,756
Athens	81	168	6,737	3,252	1,575
Auglaize	290		5,321	4,016	6,205
Belmont	194	149	15,474	381	3,674
Brown	137		8,682	300	707
Butler	70		4,493	3,301	3,411
Carroll	64		5,108	905	1,739
Champaign	52		4,919	12,874	12,508
Clarke	49		5,069	8	416
Clermont	197		9,350	23	1,001
Clinton	103		6,704	21,478	12,584
Columbiana	32		2,500	13,795	17,223
Coshocton	58		3,663	2,310	1,767
Crawford	53	50	4,564	9,108	12,587
Cuyahoga	2		127	90,309	13,918
Darke	354	5	21,664	2,351	9,620
Defiance	106		10,386	3,206	1,976
Delaware	27	54	2,550	18,862	23,403
Erie	19		2,210	15,591	649
Fairfield	81		6,956	5,974	10,210
Fayette	63	100	1,861	70	932
Franklin	66	390	2,933	746	1,650
Fulton	67	61	5,740	1,530	615
Gallia	406	4	22,561	601	8,596
Geauga				492,221	21,199
Greene	66	16	4,181	19,030	13,082
Guernsey	259	1	18,454	170	330
Hamilton	29	629	841	75	751
Hancock	70	20	3,674	12,626	12,947
Hardin	57		6,155	3,710	4,613
Harrison	55	30	3,270	317	3,328
Henry	127	20	10,188	1,474	1,326
Highland	147	2	11,155	2,635	5,746
Hocking	156	51	8,464	1,380	1,168
Holmes	53	62	2,730	11,683	5,389
Huron	51	15	4,237	70,432	13,173
Jackson	148	86	3,833		
Jefferson	88		6,849	605	6,359
Knox	25		1,250	40,546	27,706
Lake	6	278	265	61,253	3,892
Lawrence	773		46,928	173	61
Licking	46	73	3,503	18,496	26,335
Logan	32		2,872	263,474	30,377
Lorain	41	200	3,022	104,310	12,289
Lucas	21		2,118	507	504
Madison	9	20	674	450	195
Mahoning	9		684	143,927	38,207
Marion	50		3,762	3,452	2,177
Medina	6	12	345	233,892	33,624
Meigs	129		7,929	697	303
Mercer	219		17,292	344	509

SORGHUM AND MAPLE—Concluded.

Counties.	Sorghum, 1882.			Maple, 1883.	
	Acres.	Pounds of sugar.	Gallons of syrup.	Pounds of sugar.	Gallons of syrup.
Miami	97	14,141	3,989	11,125
Monroe	460	32,351	4,624	417
Montgomery	341	475	12,211	5,213	16,523
Morgan	84	11	7,836	400	475
Morrow	23	62	1,741	56,185	27,115
Muskingum	130	196	6,627	9	1,969
Noble	378	28,560	1,136	436
Ottawa	32	1,757	50	147
Paulding	73	7	5,647	461	227
Perry	90	5,557	10,348	16,895
Pickaway	29	54	2,013	990	2,350
Pike	286	11	18,432	1,539	1,559
Portage	1	72	154,887	76,381
Preble	199	26,211	1,157	10,102
Putnam	141	6	9,628	1,051	1,821
Richland	34	2,311	60,546	29,914
Ross	197	5	6,850	1,150	4,899
Sandusky	21	13	2,095	1,663	1,152
Scioto	319	21,780	151	125
Seneca	71	4,873	11,077	10,163
Shelby	256	16,256	1,198	3,354
Stark	23	56	2,202	27,681	19,622
Summit	2	146	41,029	10,249
Trumbull	15	1,085	189,332	31,529
Tuscarawas	56	3,061	3,748	2,288
Union	59	4,029	74,101	12,718
Van Wert	54	3,935	956	260
Vinton	165	10,903	2,051	837
Warren	87	6,154	6,154	9,230	4,481
Washington	446	31,802	357	815
Wayne	23	24	2,454	35,080	13,366
Williams	26	50	2,677	13,151	5,368
Wood	96	6,733	2,593	3,459
Wyandot	8	145	2,800	6,255	4,477
Totals	9,875	8,118	670,186	2,931,722	786,481

Sorghum is a small crop in Ohio, and rapidly decreasing, in spite of the efforts at Washington, and elsewhere, to develop it into importance. It brings in to our farmers \$6.80 for every \$1,000 brought in by corn. Maple sugar and syrup bring in over a million dollars. It is a paying crop for those who have "maple sugar on hand," and its production might be considerably increased both in quantity and quality. A prime article of maple syrup will always bring a remunerative price.

EGGS, GRAPES AND WINE.

Counties.	Eggs.		Grapes and wine.			
	Number dozen produced.	Number dozen shipped beyond State.	Acres planted in the year 1882.	Whole No. of acres in vineyards, 1882.	Pounds of grapes gathered in 1882.	Gallons of wine pressed, 1882.
Adams.....	349,555	1,120	4	4	100	160
Allen.....	410,378	350,125	55	5	11,890	67
Ashland.....	402,710	138,100	9	727	5,332	40
Ashtabula.....	325,639	5,839	19	82	272,855	482
Athens.....	269,478	24,510	1	2	1,855
Auglaize.....	486,530	125,800	1	1	2,874	11
Belmont.....	350,425	5,600	4	121	470,070	2,915
Brown.....	413,779	5	103	650	2,129
Butler.....	539,152	200	7	14	1,239	1,595
Carroll.....	274,587	3,200	80	2,410	15
Champaign.....	286,714	10	4,714	16
Clarke.....	294,383	5	2,230
Clermont.....	404,374	99	372	97,956	14,340
Clinton.....	291,466	3	2	215
Columbiana.....	517,432	320,110	2	9	8,665	630
Coshocton.....	486,289	17,600	4	10	13,670	307
Crawford.....	404,725	3	24	52,771	1,114
Cuyahoga.....	270,374	118	1,498	3,926,016	26,872
Darke.....	610,076	100	1	2	4,540	300
Defiance.....	353,289	3	6,045	53
Delaware.....	425,119	80	4	3,380	12
Erie.....	142,363	106	1,020	770,856	12,660
Fairfield.....	580,212	188,425	52	145	50,475	25,049
Fayette.....	278,557	4	3	3,250
Franklin.....	445,935	50	19	13	29,080	75
Fulton.....	342,404	6	19,970	746
Gallia.....	265,586	50	1	1	60	3
Geauga.....	221,528	84	13	42,461	574
Greene.....	378,915	3	51	1,920	50
Guernsey.....	348,359	12,737	1	10	6,870	54
Hamilton.....	235,891	20	51	229	198,735	9,580
Hancock.....	528,656	14	5	41,587	1,008
Hardin.....	419,747	4	45,658	347
Harrison.....	286,680	191,940	2	2	3,350	7
Henry.....	377,089	426	3	4	10,400	195
Highland.....	431,464	2	300
Hocking.....	239,259	5	37	6,386	20
Holmes.....	510,450	51	58	2,165	228
Huron.....	338,867	19,310	2	16	23,200	400
Jackson.....	173,877
Jefferson.....	212,527	17,165	1	9	23,025	75
Knox.....	500,196	11,910	3	13	19,265	215
Lake.....	92,823	403	16	181	364,550	280
Lawrence.....	144,091	450	1	145
Licking.....	679,351	50,000	78	14	27,912	7
Logan.....	366,169	4	7,405	36
Lorain.....	309,872	100	40	494	713,245	2,384
Lucas.....	184,273	16,785	30	174	454,660	11,000
Madison.....	311,371	8,325	5	4,452	100

EGGS, GRAPES AND WINE—Continued.

Counties.	Eggs.		Grapes and wine.			
	Number dozen produced.	Number dozen shipped beyond State.	Acres planted in the year 1882.	Whole No. of acres in vineyards, 1882.	Pounds of grapes gathered in 1882.	Gallons of wine pressed, 1882.
Mahoning.....	212,524	10,000	9	16	42,188	492
Marion.....	475,524	8,862	3	1 $\frac{1}{2}$	21,290	10
Medina.....	306,333	85	8 $\frac{1}{2}$	22 $\frac{1}{2}$	41,305
Meigs.....	264,854	22,640	2	11 $\frac{1}{2}$	2,930	3
Mercer.....	438,704	$\frac{1}{2}$	5	3,572	94
Miami.....	329,711	2,680	1	2,190	100
Monroe.....	379,397	68,745	15 $\frac{3}{8}$	13,590	200
Montgomery.....	371,238	4	37	12,980	660
Morgan.....	354,154	7,000	5	545	1,975
Morrow.....	406,314	50,000	5 $\frac{1}{2}$	2	13,075	16
Muskingum.....	494,721	50,124	26	21	24,880	380
Noble.....	338,464	76,800	$\frac{1}{2}$	6	1,900	119
Ottawa.....	156,793	575	96	2,849	19,130,911	1,331,495
Paulding.....	156,924	11,360	2	1,298
Perry.....	255,004	14 $\frac{1}{2}$	36	19,790	334
Pickaway.....	360,275	$\frac{1}{2}$	2,665	3
Pike.....	221,431	32 $\frac{1}{8}$	814	1,760	65
Portage.....	330,107	1	2	3,980	134
Preble.....	236,589	700	1	7 $\frac{1}{2}$	6,750	40
Putnam.....	387,560	82,258	4,258	4,258	30
Richland.....	450,266	44	135 $\frac{1}{2}$	19,499
Ross.....	290,790	30,080	23	475 $\frac{1}{2}$	14,610	285
Sandusky.....	235,951	17,204	3	12 $\frac{1}{2}$	16,180	614
Scioto.....	131,493	50	6	55
Seneca.....	306,963	206	3	31	60,892	2,427
Shelby.....	391,798	35,706	1	1,495
Stark.....	529,013	6,000	15 $\frac{3}{8}$	1,563 $\frac{1}{2}$	22,305	856
Summit.....	269,410	12	511	58,750	277
Trumbull.....	318,270	1,755	4	14	22,475	64
Tuscarawas.....	432,450	29,002	15 $\frac{5}{8}$	31 $\frac{1}{2}$	9,846	852
Union.....	522,380	201,402	$\frac{1}{2}$	3 $\frac{1}{2}$	9,846	852
Van Wert.....	362,005	110,799	4	7,800
Vinton.....	198,541	1,600	3 $\frac{1}{2}$	1 $\frac{1}{2}$
Warren.....	338,308	125	2	1	10,290	119
Washington.....	433,557	427,661	7 $\frac{1}{2}$	61 $\frac{1}{2}$	6,994	495
Wayne.....	525,218	150	5 $\frac{1}{2}$	14	38,640	963
Williams.....	338,025	113	11,500	62
Wood.....	363,149	25	46	15,800	7,195
Wyandot.....	363,029	107,625	1	16	56,165	407
Totals.....	30,679,864	2,770,915	1,273	12,091	27,502,962	1,465,336

§ GRAPES AND WINE.—Grapes thrive in all parts of the State, but in large quantities they are chiefly produced in comparatively few counties. At a fair price (five cents for grapes and \$2 for wine) the total crop is worth \$4,305,150. The gross value of the crop per acre, for 1881, was \$356.10. Much labor is required, but there is money in it for those who have suitable soil and location, and the requisite knowledge and skill. The above estimates are based on the supposition that the same grapes are not entered twice above, once as "grapes" and again as "wine." Doubtless, in many cases, however, they were so entered. There is need of more definite instructions on the assessors' blanks on such points.

The eggs for 1881 were worth \$6,145.90, or \$144 for every \$1,000 produced by corn.

FRUITS AND SWEET POTATOES.

Counties.	Orchards.						Sweet potatoes.	
	Acres occupied.	Apples, bushels produced in 1882.	Peaches, bushels produced in 1882.	Pears, bushels produced in 1882.	Cherries, bushels produced in 1882.	Plums, bushels produced in 1882.	Acres planted.	Bushels produced.
Adams.....	4,048	139,176	47	21	96	1,080	47	3,309
Allen.....	3,490	89,282	754	190	38	10	29	429
Ashland.....	4,254	40,238	7,723	340	8	34	8	465
Ashtabula.....	6,295	84,421	1,580	1,092	62	38	1	95
Athens.....	4,860	132,382	6,355	261	1,427	378	34	1,426
Auglaize.....	2,724	32,575	317	261	17	12	552
Belmont.....	6,107	62,007	129	99	18	13	11	1,243
Brown.....	4,215	97,821	73	58	8	1,208	26	1,538
Butler.....	2,819	25,761	434	514	114	108	23	2,529
Carroll.....	4,694	33,868	6,932	108	9	12	5	256
Champaign.....	2,291	8,870	1,010	444	26	18	34	2,001
Clarke.....	2,330	13,513	518	971	25	48	4,440
Clermont.....	7,986	115,322	167	681	111	116	143	7,003
Clinton.....	2,481	38,690	104	308	47	13	35	2,546
Columbiana.....	7,779	31,753	7,054	350	25	34	5	183
Coshocton.....	5,723	80,538	12,502	109	109	31	8	237
Crawford.....	6,153	89,117	1,882	1,141	9	5	4	285
Cuyahoga.....	5,285	138,623	2,490	1,077	189	34	15	882
Darke.....	3,970	10,232	28	316	24	4	31	2,869
Defiance.....	3,215	68,299	2,281	660	32	2	3	204
Delaware.....	3,743	22,641	838	172	3	1	2	229
Erie.....	3,444	101,913	15,520	994	64	40	179	1,327
Fairfield.....	5,123	74,489	10,045	1,081	342	220	106	5,056
Fayette.....	1,800	17,193	816	189	108	43	14	1,185
Franklin.....	4,271	74,370	2,527	652	54	25	14	632
Fulton.....	5,163	174,813	5,102	472	68	7	6	548
Gallia.....	4,536	133,706	456	63	92	176	44	2,139
Geauga.....	6,317	43,857	1,162	1,670	42	22
Greene.....	3,294	27,919	621	1,011	92	15	35	3,122
Guernsey.....	4,934	39,324	1,170	49	18	27	23	502
Hamilton.....	4,401	55,842	239	671	161	85	168	16,048
Hancock.....	9,422	214,524	2,009	564	23	1	7	579
Hardin.....	3,396	69,776	1,558	313	13	8	359
Harrison.....	3,928	25,265	1,267	93	5	6	302
Henry.....	3,339	89,383	3,634	565	75	16	4	258
Highland.....	4,740	67,427	586	191	58	37	42	2,015
Hocking.....	3,869	88,247	10,511	121	276	72	60	3,245
Holmes.....	5,236	60,375	13,260	244	15	3	5	319
Huron.....	5,826	122,836	5,871	775	8	207	3	133
Jackson.....	3,072	69,814	2,296	15	68	18	10	622
Jefferson.....	4,896	48,429	176	83	5	12	3	269
Knox.....	4,812	30,817	8,338	160	10	2	1	200
Lake.....	3,123	21,283	11,120	611	13	168	2
Lawrence.....	4,632	193,895	8	14	25	592	68	6,210
Licking.....	6,364	80,589	8,596	407	173	283	10	498
Logan.....	2,890	14,328	921	454	28	15	64	745
Lorain.....	5,618	146,270	9,279	528	22	47	5	1,082
Lucas.....	3,324	125,909	4,616	835	107	16	14	41
Madison.....	1,743	16,563	909	119	41	23	34	302

FRUITS AND SWEET POTATOES—Continued.

Counties.	Orchards.						Sweet potatoes.	
	Acres occupied.	Apples, bushels produced in 1882.	Peaches, bushels produced in 1882.	Pears, bushels produced in 1882.	Cherries, bushels produced in 1882.	Plums, bushels produced in 1882.	Acres planted.	Bushels produced.
Mahoning	5,138	25,701	2,530	519	8	63	14	122
Marion	2,793	48,560	1,654	414	18	14	34	94
Medina	4,379	50,249	1,835	358	22	69	31	556
Meigs	5,697	142,325	1,634	175	448	344	38	3,573
Mercer	1,942	16,830	61	57	9	2	235
Miami	2,233	10,533	70	754	39	1	38	1,145
Monroe	5,591	122,191	66	11	25	2	10	506
Montgomery ..	2,951	18,526	160	2,721	235	5	104	8,080
Morgan	5,013	105,694	7,489	310	440	199	33	2,422
Morrow	4,998	35,412	3,273	421	10	11	13	94
Muskingum.....	7,350	102,201	11,325	443	178	264	73	7,660
Noble	4,635	70,688	2,030	135	92	34	51	560
Ottawa	3,316	61,731	39,641	887	92	104	2	135
Paulding	1,704	14,462	282	146	8	4	158
Perry	3,458	50,450	6,023	259	214	119	35	1,511
Pickaway	2,509	55,387	3,030	370	41	69	49	1,997
Pike	3,549	65,666	1,378	31	13	83	13	1,145
Portage	6,055	74,252	2,158	500	4	59	12
Preble	2,330	6,803	49	594	38	10	53	3,989
Putnam	3,014	71,013	1,667	243	127	15	6	427
Richland.....	5,987	36,224	6,775	904	41	84	2	180
Ross	6,223	103,620	7,561	249	420	559	22	1,170
Sandusky	4,134	158,513	11,450	348	*61	16	6	541
Scioto	2,948	56,025	1,042	6	12	49	45	3,581
Seneca	6,195	83,655	4,782	1,720	55	62	4	482
Shelby	2,032	9,830	249	210	14	16	706
Stark.....	6,186	67,202	7,409	958	46	66	4	844
Summit	3,801	52,826	4,316	842	31	28	2	103
Trumbull	5,418	119,936	3,020	336	5	81	1	915
Tuscarawas	6,860	93,543	1,946	97	22	7	3	294
Union	2,748	26,037	621	261	41	10	80
Van Wert	2,640	43,970	160	150	85	2	12	667
Vinton	3,038	71,767	6,644	36	161	70	17	1,418
Warren.....	4,043	71,865	336	3,389	332	195	61	5,018
Washington	10,617	289,108	5,361	364	846	405	154	17,927
Wayne	5,894	58,545	6,542	763	29	47	5	834
Williams	4,985	115,339	1,483	661	18	5	688
Wood	5,026	160,506	4,758	763	73	94	4	299
Wyandot	3,160	85,156	3,823	714	208	42	98
Totals	388,574	6,581,701	347,979	45,407	8,970	8,615	2,252	153,277

The gross value of the orchard product for 1881, at the high prices of that year, was \$4,788,740, and the gross value per acre for the land occupied was \$12.30.

If it is remembered, that the land "occupied" by orchards is also much of it used for tillage or meadow or pasture, it will be seen that orchards are profitable even in the "off year."

The sweet potatoes were worth \$183,960, or \$3.10 for every thousand dollars for corn.

WOOL, MILCH COWS, STALLIONS, DOGS, SHEEP KILLED AND INJURED.

Counties.	Wool.	Milch cows.	Stal- lions.	Dogs.	Sheep.			
	Pounds shorn in 1882.	Number owned in 1882.	Number owned in 1882.	Total number.	Killed by dogs.		Injured by dogs.	
					Number.	Value.	Number.	Value.
Adams	68,438	3,702	15	1,838	239	\$872	139	\$196
Allen	108,571	5,137	34	2,521	240	847	218	528
Ashland.....	301,588	7,799	49	2,177	465	1,220	264	628
Ashtabula ..	184,981	17,735	52	1,936	316	1,725	205	513
Athens	470,821	3,837	13	1,672	442	1,549	342	685
Auglaize	71,825	5,268	44	2,425	296	957	193	444
Belmont	748,431	7,098	39	3,043	578	2,627	302	488
Brown	72,911	5,613	28	2,337	243	1,065	85	170
Butler.....	59,414	5,160	26	3,092	403	1,496	163	399
Carroll	681,175	5,671	23	1,972	252	826	285	545
Champaign ..	157,428	5,411	57	2,062	216	772	482	585
Clarke	282,114	5,759	59	2,888	571	2,562	681	815
Clermont.....	37,857	5,805	35	2,962	280	1,136	187	3,332
Clinton	127,662	4,222	48	2,225	459	1,828	408	982
Columbiana ..	614,755	7,955	56	3,291	433	1,584	265	560
Coshocton	699,959	6,532	26	2,209	50	1,804	280	758
Crawford	273,344	5,985	34	2,656	358	1,127	153	328
Cuyahoga	91,985	11,933	18	2,352	167	591	79	229
Darke	32,665	8,724	58	3,969	300	1,665	217	629
Defiance	55,737	5,965	23	1,965	263	884	153	353
Delaware	591,651	5,265	46	2,188	315	1,259	240	486
Erie.....	156,660	3,732	12	1,414	380	468	58	139
Fairfield	184,866	7,475	50	3,308	734	2,900	947	1,956
Fayette	92,664	3,982	32	1,989	470	1,862	380	683
Franklin.....	174,252	7,894	101	4,314	625	2,802	250	653
Fulton	177,503	6,207	32	1,755	222	790	369	455
Gallia	57,139	4,452	30	2,423	318	1,139	142	322
Geauga.....	246,126	13,616	14	1,166	74	332	52	131
Greene	150,429	5,303	41	2,983	423	1,815	265	771
Guernsey	921,818	5,765	37	1,660	330	1,191	163	301
Hamilton	18,732	7,073	19	5,298	206	931	101	314
Hancock	182,375	7,226	44	2,958	742	2,805	333	732
Hardin	232,287	5,450	21	2,329	363	1,568	432	801
Harrison	941,685	4,380	41	1,643	318	1,051	283	575
Henry	42,695	4,752	14	1,845	356	1,121	207	361
Highland.....	114,325	5,897	39	2,405	686	2,521	361	685
Hocking.....	217,462	3,696	18	1,791	290	993	217	338
Holmes	235,206	7,584	36	2,289	338	1,510	193	404
Huron	395,798	9,270	59	2,197	222	933	123	243
Jackson	39,818	3,760	10	1,853	186	537	57	158
Jefferson.....	624,803	4,626	31	2,010	999	3,631	257	564
Knox.....	836,846	5,755	47	2,482	629	2,317	655	1,415
Lake	95,748	3,447	5	801	93	331	134	196
Lawrence	14,301	2,298	14	2,868	109	419	71	139
Licking.....	1,310,857	7,806	49	4,040	679	2,186	775	1,434
Logan	360,208	4,953	54	2,356	589	3,214	851	1,111
Lorain	256,853	16,354	35	2,297	261	1,047	230	351
Lucas	30,891	3,633	16	2,818	168	453	143	268
Madison	370,156	3,651	39	1,599	517	1,811	314	888
Mahoning	385,098	6,599	37	3,299	443	1,703	317	668

WOOL, MILCH COWS, STALLIONS, DOGS, SHEEP KILLED AND INJURED.—Continued.

Counties.	Wool.	Milch cows.	Stallions.	Dogs.	Sheep.			
	Pounds shorn in 1882.	Number owned in 1882.	Number owned in 1882.	Total number.	Killed by dogs.		Injured by dogs.	
					Number.	Value.	Number.	Value.
Marion	345,955	4,574	31	2,166	578	\$2,209	967	\$1,021
Medina.....	379,730	8,937	36	1,813	171	643	60	146
Meigs.....	203,111	4,145	16	1,785	197	589	150	250
Mercer.....	40,564	4,942	25	2,485	297	957	135	272
Miami.....	58,687	5,324	49	3,104	713	2,296	355	667
Monroe.....	238,807	8,026	37	2,644	217	703	27	54
Montgomery..	54,724	7,130	34	4,173	187	886	172	532
Morgan.....	549,079	4,432	20	1,645	204	1,035	111	449
Morrow.....	759,114	5,574	42	1,644	329	1,227	280	691
Muskingum...	852,529	8,453	31	3,387	572	1,929	638	1,257
Noble.....	449,463	4,224	25	1,963	232	784	155	352
Ottawa.....	59,894	20	1,587	201	639	34	71
Paulding.....	17,301	3,007	37	1,559	183	630	231	1,067
Perry.....	390,824	3,807	14	2,292	459	1,704	332	682
Pickaway.....	56,168	4,596	71	2,816	653	2,639	376	609
Pike.....	43,154	2,780	30	1,724
Portage.....	244,222	13,950	43	2,376	229	973	178	615
Preble.....	53,468	4,909	37	2,301	452	1,933	143	503
Putnam.....	51,625	5,976	22	2,327	221	777	268	328
Richland.....	323,187	7,839	34	2,768	514	1,884	341	614
Ross.....	54,345	4,823	41	3,043	279	1,558	275	560
Sandusky.....	112,091	6,197	23	2,150	583	2,087	393	866
Scioto.....	14,231	3,040	14	1,743	251	609	53	110
Seneca.....	285,181	7,314	41	2,889	578	2,002	287	677
Shelby.....	68,046	5,537	32	2,358	528	1,695	430	543
Stark.....	261,048	11,575	56	4,566	409	1,535	301	646
Summit.....	115,746	11,063	28	2,220	211	909	222	521
Trumbull.....	323,074	15,873	46	2,985	287	1,463	760	1,167
Tuscarawas....	585,378	9,177	43	2,817	558	1,863	513	1,415
Union.....	432,100	4,514	77	1,912	463	1,803	304	578
Van Wert.....	45,971	5,048	15	2,242	204	750	88	162
Vinton.....	205,003	3,009	22	1,500	212	656	310	427
Warren.....	83,488	4,818	53	2,326	574	2,408	460	1,213
Washington...	399,141	7,620	45	3,048	431	1,482	207	699
Wayne.....	207,744	10,397	51	3,361	456	1,696	288	754
Williams.....	146,483	6,991	38	1,866	230	900	199	579
Wood.....	106,458	5,963	39	2,883	405	1,530	258	647
Wyandot.....	435,217	4,769	28	1,986	312	1,299	331	738
Totals.....	23,629,424	556,425	3159	214,794	32,955	\$122,788	24,814	\$51,188

The wool product of 1881, at 40 cents per pound, brings \$9,381,116. The number of pounds is nearly 3,000,000 greater than in 1879, and 1,000,000 greater than in 1881. Wool brings the farmers of Ohio (in 1882) \$160 for every \$1,000 brought by corn.

The "dog crop" and the damage done by dogs furnish a fit problem for our legislators. See columns 4, 5, 6, 7, and 8 above.

Milch cows and stallions are this year for the first time reported separately from other cattle and horses. The dairy products from each cow amount to \$27.20.

TABLE SHOWING APPROXIMATELY THE TOTAL AND RELATIVE VALUE OF THE AGRICULTURAL PRODUCTS OF OHIO FOR THE YEAR 1882.

Order of value.	Products.	Quantity in bushels, pounds, etc., (round numbers).	Average price per bushel, pound, etc., in 1882.	Partial values.	Total values.	Number of acres (or cows, sheep, hives, etc.) producing the same.	Gross value of crop per acre, etc.	Value of each product for every \$1,000 value of corn.
1	Corn, bushels.....	\$80,869,100	\$0 65	\$54,061,900	2,671,000	\$22 10	\$1000 00
2	Wheat, bushels.....	42,112,000	1 10	46,323,200	2,700,000	16 15	784 00
3	Meadow products—							
	Timothy, tons.....	2,178,500	10 00	\$21,785,000				
	Clover, tons.....	543,200	10 00	5,432,000				
	Clover seed, bushels.....	239,000	6 00	1,437,800				
	Clover plowed under, acres.....	85,400	5 00	427,000	29,081,600	2,278,500	12 80	492 00
4	Live stock and meat products sold—horses, cattle, sheep, beef, pork, mutton, poultry, etc.....	Estimated			28,000,000			474 00
5	Dairy products—							
	Butter, pounds.....	52,583,000	20	10,516,600				
	Cheese, pounds.....	31,097,600	10	3,109,800				
	Milk, retailed, gallons.....	9,612,500	12	1,612,500	15,238,700	Cows, 556,420	Per cow, 27 20	256 00
6	Forest products—wood, lumber, etc.....	Estimated			10,000,000			169 00
7	Wool, pounds.....	23,629,400	40	9,451,760		Sheep, 4,505,000	Per sheep, 2 60	180 00
8	Oats, bushels.....	19,959,000	45	8,980,200		Acres, 733,000	Per acre, 12 24	152 00
9	Eggs, dozens.....	30,679,900	20	6,145,980				144 00
10	Potatoes, bushels.....	8,434,600	70	5,904,220		111,890	52 80	99 00
11	Orchard products—							
	Apples, bushels.....	6,582,000	60	3,949,200				
	Peaches, bushels.....	518,000	2 00	696,000				
	Pears, bushels.....	45,400	2 00	90,800				
	Cherries, bushels.....	8,970	3 00	26,910				
	Plums, bushels.....	8,610	3 00	25,830	4,788,740	398,600	12 30	80 00
12	Vineyard products—							
	Grapes, pounds.....	27,503,000	5	1,375,150				
	Wine, gallons.....	1,465,000	2 00	2,930,000	4,395,150	12,000	356 10	78 00
13	Tobacco, pounds.....	22,737,800	11	2,501,160		34,115	73 30	42 00
14	Barley, bushels.....	1,456,900	90	1,311,120		68,376	19 20	22 00
15	Maple products—							
	Syrup, gallons.....	786,500	90	707,850				
	Sugar, pounds.....	2,931,700	10	293,170	1,001,020			17 00
16	Sorghum, products—							
	Syrup, gallons.....	670,200	60	402,120				
	Sugar, pounds.....	8,100	10	810	402,930	9,870	40 80	6 80
17	Rye, bushels.....	438,800	80	351,040		31,692	11 70	5 90
	Honey, pounds.....	1,082,600	20	216,520		Hives, 91,558	Per hive, 2 30	3 70
18	Sweet potatoes, bushels.....	153,300	1 20	183,960		Acres, 2,250	Per acre, 86 20	3 10
19	Flax products—							
	Flax seed.....	104,100	1 20	124,920				
	Flax, pounds fiber.....	3,982,800	8	19,920	144,890	16,800	8 60	2 46
21	Broom corn, pounds.....	1,257,000	8	100,160		3,415	18 30	1 70
22	Buckwheat.....	120,000	80	96,000		10,500	9 00	1 60
	Total.....				\$233,592,200			

The above table is based upon the tables of the preceding thirty-three pages. The collation, condensation, and necessary computations have cost many hours of patient labor, which has been cheerfully rendered, in the hope of giving some adequate idea of the total and relative commercial importance of the various products of Ohio soil. Concerning several products, (such as horses, beef, mutton, pork, wood, and lumber), we have no actual statistics, except of total value each year of all the horses, cattle, etc., owned. The above estimates of annual sales, in item four, are based on these, by considering the average life of the different animals. Of course, some secondary products, such as butter, cheese, wool, etc., are, in part at least, counted twice; once as hay, grain, etc., and once as butter, cheese, etc. But many products are not given at all in our statistics, and many others are greatly understated, so that the grand total of \$233,592,200 is probably below rather than above the actual income of the farms of Ohio in 1881. The mineral products of Ohio for 1881, as furnished by county auditors to the Secretary of State, are scarcely more than one thirty-fifth part as much as the agricultural, given above, and yet our output of coal, iron, salt, lime, etc., is very great. They are probably not so fairly reported.

DOMESTIC ANIMALS—HORSES AND CATTLE.

Statement exhibiting the number of horses, cattle, mules, sheep and hogs returned to the Auditor of State's office by the several County Auditors, for the years 1882 and 1883.

Counties.	Number of horses.			Number of cattle.		
	1882.	1883.	Value, 1883.	1882.	1883.	Value, 1883.
Adams.....	5,335	5,556	\$334,676	12,441	12,858	\$261,994
Allen.....	8,617	8,638	436,305	15,731	15,170	266,809
Ashland.....	7,461	7,872	542,094	19,044	19,713	316,393
Ashtabula.....	9,028	9,226	532,482	34,470	36,865	672,223
Athens.....	4,895	4,694	297,276	12,242	13,198	256,765
Auglaize.....	7,917	7,243	385,131	15,573	14,431	217,261
Belmont.....	9,174	9,311	678,117	21,705	22,108	501,218
Brown.....	7,507	7,817	446,122	12,933	13,146	254,164
Butler.....	10,757	10,692	696,567	15,841	15,287	378,616
Carrroll.....	5,228	5,653	448,008	13,292	14,409	270,152
Champaign.....	10,076	10,321	862,783	17,624	17,795	479,749
Clarke.....	9,972	9,753	755,403	17,439	16,909	457,309
Clermont.....	8,468	8,083	423,228	12,193	1,273	239,880
Clinton.....	9,119	9,105	628,717	16,602	17,232	458,047
Columbiana.....	9,178	9,272	672,615	18,696	19,943	437,648
Coshocton.....	7,211	7,198	521,509	18,418	19,236	371,503
Crawford.....	8,704	8,565	534,396	18,617	19,501	302,311
Cuyahoga.....	15,775	15,870	896,106	19,991	21,000	471,227
Darke.....	13,453	13,373	940,926	24,744	24,174	455,468
Defiance.....	5,946	5,986	261,146	14,044	13,291	147,875
Delaware.....	8,764	8,373	689,972	19,238	18,879	427,083
Erie.....	5,831	5,498	295,066	8,041	8,235	147,144
Fairfield.....	9,581	9,502	645,743	23,038	22,945	499,403
Fayette.....	8,324	8,410	620,875	16,657	16,829	609,704
Franklin.....	14,955	15,628	1,070,210	23,685	23,606	576,712
Fulton.....	6,873	7,134	305,240	14,661	14,137	163,370
Gallia.....	5,526	5,339	273,111	13,189	14,198	248,064
Geauga.....	5,075	5,283	301,218	22,845	24,354	504,243
Greene.....	10,438	10,148	758,205	17,177	17,124	431,080
Guernsey.....	6,086	6,064	280,633	15,850	15,249	239,054
Hamilton.....	18,762	18,603	1,106,023	21,798	22,018	554,415
Hancock.....	10,115	10,004	557,978	22,080	23,845	396,649
Hardin.....	7,580	7,619	345,930	17,202	17,665	247,861
Harrison.....	5,218	5,288	339,770	11,556	13,035	254,796
Henry.....	5,455	5,527	262,813	11,540	10,831	115,025
Highland.....	9,013	9,792	573,061	21,649	22,036	541,535
Hocking.....	3,697	3,535	178,138	9,295	9,351	147,749
Holmes.....	7,094	7,022	386,117	17,290	17,364	207,562
Huron.....	8,584	8,836	477,878	20,352	21,171	379,213
Jackson.....	3,762	3,605	191,741	14,559	15,745	286,575
Jefferson.....	5,824	6,070	428,240	12,206	13,108	266,425
Knox.....	8,935	9,262	559,072	18,279	19,171	350,883
Lake.....	3,865	4,107	261,227	8,458	9,182	258,129
Lawrence.....	4,146	4,125	232,368	10,273	10,762	191,852
Licking.....	11,765	11,690	879,997	24,222	24,933	633,848
Logan.....	9,365	9,433	654,577	17,746	18,629	385,982
Lorain.....	9,577	9,554	557,000	27,798	30,558	595,188
Lucas.....	6,897	7,326	345,001	9,220	8,629	135,242
Madison.....	7,873	7,718	515,167	21,557	20,620	659,030

HORSES AND CATTLE—Continued.

Counties.	Number of horses.			Number of cattle.		
	1882.	1883.	Value, 1882.	1882.	1883.	Value, 1883.
Mahoning	7,845	7,955	\$638,758	17,748	18,519	\$484,029
Marion	7,481	7,812	538,600	16,460	16,770	371,922
Medina	7,626	7,810	502,730	19,634	21,731	434,810
Meigs	4,778	4,886	271,243	11,938	11,896	234,451
Mercer	7,626	7,972	393,600	17,566	16,220	211,420
Miami	11,287	11,086	875,625	15,882	15,746	352,554
Monroe	4,960	5,152	244,835	15,631	16,106	232,661
Montgomery.....	14,295	13,521	941,549	19,023	18,670	364,684
Morgan	5,666	5,378	350,431	12,613	13,584	266,821
Morrow	7,306	7,341	535,222	15,448	16,228	308,220
Muskingum	10,409	10,771	673,961	25,739	26,288	504,449
Noble	5,178	5,329	270,281	15,713	16,266	243,236
Ottawa	4,886	4,918	268,755	8,535	8,407	110,378
Paulding	3,972	4,067	187,136	8,661	8,704	113,804
Perry	5,269	5,018	314,067	12,757	9,632	250,569
Pickaway	9,657	9,859	658,169	21,824	20,124	529,549
Pike	4,451	4,464	295,917	8,524	9,083	210,847
Portage	7,947	8,094	571,138	26,147	27,174	779,897
Preble.....	9,188	9,211	706,598	15,721	15,764	349,959
Putnam	6,877	6,968	355,156	16,539	16,229	292,474
Richland	9,598	9,642	670,080	18,473	20,391	371,730
Ross	10,337	10,478	713,568	21,217	22,257	588,945
Sandusky.....	8,560	8,602	450,501	13,864	14,196	190,704
Scioto.....	4,843	4,819	280,335	11,466	11,163	223,196
Seneca.....	10,617	10,192	468,389	18,209	18,545	214,792
Shelby.....	8,610	8,308	574,961	18,081	14,512	295,793
Stark.....	13,491	13,467	1,036,924	27,693	29,339	768,764
Summit.....	8,608	8,762	614,332	21,317	22,419	474,804
Trumbull.....	9,631	10,513	523,535	33,365	38,253	826,223
Tuscarawas.....	8,403	8,408	437,611	23,066	28,802	341,766
Union	8,125	8,455	636,002	15,395	16,204	334,820
Van Wert	6,646	6,791	385,732	15,048	14,434	236,397
Vinton	3,127	2,975	153,755	8,322	9,197	161,164
Warren	10,130	9,216	633,351	13,943	12,979	343,686
Washington.....	7,539	7,770	465,153	18,689	19,840	363,332
Wayne	11,572	11,075	900,818	26,103	27,266	511,744
Williams.....	7,253	7,089	334,346	15,746	15,166	197,883
Wood.....	10,548	10,172	531,760	18,288	18,006	260,190
Wyandot.....	7,042	6,888	492,273	13,270	13,430	288,166
Total.....	714,585	715,986	\$45,283,146	1,518,755	1,535,048	\$31,060,840

DOMESTIC ANIMALS—MULES, SHEEP, AND HOGS.

Counties.	Number of mules.			Number of sheep,			Number of hogs.		
	1882.	1883.	Value, 1883.	1882.	1883.	Value, 1883.	1882.	1883.	Value, 1883.
Adams	242	244	\$16,985	18,639	17,710	\$47,993	18,883	18,901	\$63,181
Allen	180	188	10,335	32,990	33,130	70,109	34,682	31,08	106,823
Ashland	73	74	5,365	53,788	61,495	104,081	22,484	19,39	74,188
Ashtabula	68	54	2,785	42,374	42,905	120,135	5,371	5,47	25,140
Athens	298	187	11,000	89,096	93,740	254,482	6,52	6,32	26,448
Augulaize	316	330	19,471	19,418	19,458	42,454	26,37	24,817	84,530
Belmont	429	450	32,665	163,509	169,404	493,025	20,184	17,110	99,398
Brown	288	261	17,770	19,080	17,084	40,709	22,82	19,36	66,121
Butler	697	704	54,122	12,659	12,238	56,889	26,98	23,75	158,365
Carroll	154	153	12,570	143,912	148,718	423,303	9,09	9,12	41,007
Champaign	224	212	17,485	38,865	43,159	137,055	36,56	28,21	154,104
Clarke	395	449	36,905	60,839	60,213	193,179	25,42	22,02	132,735
Clermont	767	755	48,521	11,971	10,473	31,438	29,85	18,02	83,564
Clinton	275	298	24,256	32,904	33,207	101,795	16,74	38,05	211,548
Columbiana	240	255	13,430	133,220	134,173	332,468	18,72	13,18	63,928
Coshocton	217	215	15,640	151,036	151,471	408,644	19,56	17,655	79,039
Crawford	163	174	11,610	59,938	60,882	144,713	30,13	30,80	124,480
Cuyahoga	335	281	13,635	23,739	23,774	67,788	4,73	5,64	25,767
Darke	469	446	33,000	10,767	10,599	37,997	45,76	42,25	236,053
Defiance	163	158	7,881	16,030	17,574	33,452	17,50	14,44	40,473
Delaware	170	168	12,310	125,799	120,699	283,995	22,42	20,04	100,254
Eric	43	38	2,210	29,797	33,054	66,926	7,28	6,03	161,704
Fairfield	128	127	8,610	41,137	38,422	106,423	35,188	30,665	161,221
Fayette	442	416	39,082	26,358	23,344	89,421	42,98	36,15	222,284
Franklin	331	372	25,885	41,324	40,155	125,909	58,80	35,170	144,144
Fulton	128	127	5,090	41,477	42,014	62,580	18,05	19,788	54,299
Gallia	385	343	19,790	16,286	19,607	48,219	11,67	10,738	35,817
Geauga	85	36	1,675	30,276	31,887	87,624	3,81	3,769	22,865
Greene	268	280	23,430	32,640	31,976	107,348	38,26	33,04	201,839
Guernsey	158	141	5,632	182,431	173,070	360,474	11,40	9,02	34,403
Hamilton	2,068	2,134	139,866	7,187	7,123	23,853	18,85	15,709	76,052
Hancock	249	225	14,543	51,095	53,328	95,864	14,98	39,30	169,621
Hardin	283	247	11,005	57,841	55,890	120,246	29,701	27,489	92,506
Harrison	82	81	4,545	180,116	191,722	510,152	8,82	8,75	44,773
Henry	246	189	8,716	11,533	11,559	26,087	3,33	12,40	39,367
Highland	295	343	23,615	34,738	30,737	86,753	42,96	35,57	165,101
Hocking	201	172	9,091	41,223	45,641	97,785	7,66	7,704	29,528
Holmes	118	185	8,350	57,449	53,025	130,464	23,74	21,06	68,272
Huron	98	74	4,950	81,634	85,300	176,823	15,09	16,54	49,639
Jackson	569	576	36,065	13,087	14,013	27,091	8,09	7,06	27,988
Jefferson	179	177	13,135	122,974	125,444	302,139	9,072	9,443	47,195
Knox	182	136	8,190	171,903	152,333	325,664	24,767	24,74	83,554
Lake	31	41	2,625	24,180	27,520	60,711	1,842	1,490	13,411
Lawrence	945	898	70,398	7,225	8,408	18,718	9,944	9,441	33,497
Licking	149	154	10,220	254,284	244,428	707,416	27,239	25,135	181,109
Logan	291	270	19,210	84,384	83,978	197,359	27,898	29,076	125,641
Lorain	60	61	3,070	54,494	54,267	140,774	10,358	11,315	45,895
Lucas	185	168	8,574	9,496	9,656	18,613	8,403	8,043	23,295
Madison	265	272	19,575	79,200	72,065	226,909	32,704	28,473	152,643
Mahoning	145	158	9,240	85,874	87,540	268,998	8,513	8,399	40,552
Marion	269	267	20,005	83,054	83,642	208,551	27,598	24,339	108,392
Medina	70	70	4,011	68,521	69,454	173,703	9,254	10,551	42,906
Meigs	442	418	25,933	44,965	50,490	139,270	7,610	7,688	24,465
Mercer	188	176	9,490	13,180	15,061	35,460	32,186	30,84	96,869
Miami	399	417	40,835	14,116	14,183	50,941	23,859	17,019	99,805
Montroe	236	242	11,511	44,674	48,799	117,960	11,538	10,579	36,002
Montgomery	384	363	27,237	6,970	7,146	23,180	27,397	32,23	111,581
Morgan	138	113	8,585	93,284	111,285	312,325	8,572	8,699	43,778
Morrow	111	88	5,995	145,779	138,992	320,396	14,860	14,650	63,191
Muskingum	296	347	21,970	173,847	176,606	444,670	18,050	17,579	84,215
Noble	159	159	7,805	197,929	104,584	230,077	12,124	10,284	38,306
Ottawa	44	42	1,810	15,999	16,021	81,894	11,528	9,251	23,259
Paulding	156	145	6,963	5,607	6,954	13,982	8,997	7,221	16,600
Perry	274	268	15,700	74,041	72,865	198,871	9,581	8,661	42,983
Pickaway	313	361	25,505	22,411	24,449	55,013	37,667	31,051	129,781
Pike	365	337	28,185	12,330	12,533	36,999	11,273	10,100	51,559
Portage	64	64	4,456	51,224	53,077	170,210	6,501	7,497	33,778
Preble	295	280	23,780	14,468	13,659	52,344	35,304	28,016	196,289
Putnam	258	268	13,487	15,740	18,150	38,502	28,098	28,160	113,571
Richland	273	283	21,790	79,203	81,312	195,340	26,492	26,788	113,621
Roos	435	425	34,251	15,127	16,518	48,897	42,304	31,574	150,493
Sandusky	165	168	9,210	30,317	31,115	69,672	22,437	22,654	53,501
Scioto	1,004	942	71,420	6,842	6,835	16,409	10,131	8,703	37,515
Seneca	165	189	8,610	67,435	67,866	134,520	34,817	31,709	77,811

DOMESTIC ANIMALS—MULES, SHEEP AND HOGS—Continued.

Counties.	Number of mules.			Number of sheep.			Number of hogs.		
	1882.	1883.	Value, 1883.	1882.	1883.	Value, 1883.	1882.	1883.	Value, 1883.
Shelby.....	180	162	\$11,580	18,507	17,711	\$53,221	24,568	19,789	\$104,167
Stark.....	318	303	23,320	62,340	63,555	171,128	38,310	26,538	104,568
Summit.....	193	172	8,695	27,744	28,287	84,652	10,950	11,307	52,151
Trumbull.....	170	98	4,325	73,228	74,500	213,778	6,698	7,177	84,814
Tuscarawas.....	210	168	7,665	108,996	103,654	241,054	18,235	16,471	52,052
Union.....	158	153	10,635	101,245	95,537	272,477	36,240	27,145	140,433
Van Wert.....	295	309	18,671	114,748	15,411	86,188	26,258	22,734	76,628
Vinton.....	308	289	16,610	41,022	45,814	110,380	4,450	4,457	18,496
Warren.....	483	469	43,515	23,103	21,576	76,868	26,098	24,694	178,170
Washington.....	276	263	19,130	76,007	87,090	264,850	11,640	11,493	51,433
Wayne.....	229	240	17,405	50,791	48,672	115,161	27,713	27,573	112,333
Williams.....	196	177	8,735	37,922	40,351	79,006	22,066	22,790	68,591
Wood.....	300	312	17,329	31,702	31,383	76,550	30,772	26,949	78,650
Wyandot.....	191	157	12,225	77,554	84,244	232,992	23,138	24,787	118,576
Totals.....	22,891	24,166	\$1,643,993	4,594,607	5,130,920	\$13,249,166	1,624,077	1,654,923	\$7,391,450

DOMESTIC ANIMALS DIED OF DISEASE.

Counties.	Hogs.		Sheep.	
	Number.	Value.	Number.	Value.
Adams	452	\$2,662 00	469	\$1,267 00
Allen	3,323	18,350 00	823	2,425 00
Ashland	433	2,523 00	1,298	3,820 00
Ashtabula	272	2,349 00	1,369	5,560 00
Athens	140	851 00	4,361	12,179 00
Auglaize	3,837	17,965 00	839	2,146 00
Belmont	339	2,100 00	5,450	13,490 00
Brown	1,380	7,949 00	1,127	3,449 00
Butler	6,128	35,122 00	589	2,659 00
Carrroll	111	768 00	1,676	4,267 00
Champaign	5,571	26,995 00	1,462	4,706 00
Clarke	865	5,748 00	994	3,582 00
Clermont	1,074	7,869 00	768	2,403 00
Clinton	2,736	14,640 00	776	2,433 00
Columbiana	155	1,319 00	2,369	5,910 00
Coshocton	828	5,142 00	5,116	14,213 00
Crawford	928	5,102 00	1,271	3,530 00
Cuyahoga	286	2,150 00	697	2,202 00
Darke	2,347	16,685 00	312	1,109 00
Defiance	1,806	9,230 00	467	1,322 00
Delaware	1,163	7,234 00	4,838	12,162 00
Erie	114	732 00	450	1,164 00
Fairfield	1,854	10,950 00	1,468	4,364 00
Fayette	4,333	23,978 00	343	1,089 00
Franklin	7,486	37,708 00	1,231	1,013 00
Fulton	747	3,804 00	961	2,358 00
Gallia	371	2,102 00	938	2,231 00
Geauga	130	1,299 00	1,294	4,418 00
Greene	4,239	24,963 00	664	3,103 00
Guernsey	214	1,347 00	8,721	19,803 00
Hamilton	1,993	14,081 00	412	1,334 00
Hancock	8,277	48,453 00	1,263	3,552 00
Hardin	2,464	14,274 00	1,592	5,732 00
Harrison	170	1,148 00	4,603	10,731 00
Henry	4,040	19,151 00	344	932 00
Highland	1,749	9,226 00	1,460	3,688 00
Hocking	404	2,119 00	1,848	4,406 00
Holmes	519	2,834 00	1,360	3,868 00
Huron	356	2,272 00	1,401	3,776 00
Jackson	210	994 00	796	1,838 00
Jefferson	175	1,109 00	2,668	6,511 00
Knox	484	2,337 00	6,432	16,454 00
Lake	45	484 00	787	2,091 00
Lawrence	459	2,097 00	650	1,366 00
Licking	769	4,482 00	15,510	40,621 00
Logan	4,602	31,194 00	3,366	9,435 00
Lorain	542	1,716 00	1,406	4,575 00
Lucas	524	2,798 00	433	994 00
Madison	5,169	28,464 00	2,182	7,356 00
Mahoning	1,193	1,409 00	2,057	5,938 00
Marion	2,284	13,799 00	1,643	4,616 00
Medina	225	1,673 00	1,459	4,247 00
Meigs	176	1,143 00	2,867	7,707 00
Mercer	2,562	11,719 00	246	627 00
Miami	4,706	36,705 00	667	2,140 00
Monroe	499	2,399 00	2,786	6,707 00

DOMESTIC ANIMALS DIED OF DISEASE—Continued.

Counties.	Hogs.		Sheep.	
	Number.	Value.	Number.	Value.
Montgomery	4,974	\$42,170 00	301	\$1,154 00
Morgan.....	137	837 00	3,920	11,329 00
Morrow.....	390	2,303 00	7,554	18,380 00
Muskingum.....	304	1,951 00	7,088	17,566 00
Noble.....	197	1,370 00	4,100	10,530 00
Ottawa.....	434	2,114 00	294	837 00
Paulding.....	1,409	4,875 00	259	278 00
Perry.....	177	851 00	1,878	5,433 00
Pickaway.....	4,210	22,941 00	822	2,239 00
Pike.....	557	2,761 00	1,178	3,778 00
Portage.....	313	2,403 00	4,372	4,923 00
Preble.....	5,346	32,524 00	597	2,319 00
Putnam.....	5,273	32,232 00	455	1,371 00
Richland.....	663	4,056 00	1,983	5,755 00
Ross.....	5,775	36,369 00	516	1,625 00
Sandusky.....	676	3,744 00	529	1,669 00
Scioto.....	1,082	4,465 00	291	755 00
Seneca.....	988	6,279 00	811	2,245 00
Shelby.....	4,516	29,263 00	481	1,510 00
Stark.....	531	3,718 00	1,197	4,150 00
Summit.....	366	2,745 00	694	2,696 00
Trumbull.....	228	1,955 00	2,321	7,548 00
Tuscarawas.....	374	2,469 00	3,040	7,561 00
Union.....	3,547	21,933 00	6,583	16,423 00
Van Wert.....	3,475	14,129 00	529	1,754 00
Vinton.....	138	757 00	2,086	5,474 00
Warren.....	2,955	18,896 00	1,169	3,564 00
Washington.....	382	2,200 00	4,300	12,695 00
Wayne.....	779	4,512 00	999	3,171 00
Williams.....	654	4,510 00	752	2,987 00
Wood.....	1,271	5,681 00	1,017	2,788 00
Wyandot.....	758	5,118 00	1,179	3,820 00
Totals.....	149,869	\$878,847 00	173,734	\$476,771 00

The total assessed value of hogs, in 1882, was \$6,387,149, but the real value at but bearing time, including growth on spring pigs, was probably \$20,000,000. The loss by disease is about 4 per cent of this.

The total assessed value of sheep is \$13,852,443, and the real value is doubtless \$21,800,000, and the loss by disease is about a little over 2 per cent of this.

DOMESTIC ANIMALS DIED OF DISEASE—Continued.

Counties.	Cattle.		Horses.	
	Number.	Value.	Number.	Value.
Adams	262	\$3,533 00	88	\$5,880 00
Allen	239	6,202 00	162	10,832 00
Ashland	280	7,406 00	114	12,513 00
Ashtabula	384	12,935 00	135	9,737 00
Athens	137	3,398 00	69	5,155 00
Auglaize	259	5,190 00	221	14,940 00
Belmont	407	8,630 00	150	11,329 00
Brown	235	5,997 00	197	12,130 00
Butler	309	10,332 00	339	24,096 00
Carroll	141	4,417 00	61	5,305 00
Champaign	246	8,001 00	189	19,312 00
Clarke	188	6,490 00	164	15,940 00
Clermont	259	6,507 00	197	13,369 00
Clinton	173	5,994 00	201	16,617 00
Columbiana	173	4,472 00	87	6,606 00
Coshocton	243	6,470 00	160	12,425 00
Crawford	235	5,214 00	190	11,662 00
Cuyahoga	210	8,341 00	127	9,071 00
Darke	495	10,017 00	260	19,814 00
Defiance	241	4,521 00	122	10,301 00
Delaware	226	6,272 00	166	16,965 00
Erie	82	3,070 00	51	4,070 00
Fairfield	301	8,659 00	188	16,180 00
Fayette	158	5,566 00	143	16,328 00
Franklin	301	8,901 00	223	14,540 00
Fulton	142	3,518 00	118	10,043 00
Gallia	236	4,959 00	132	7,335 00
Geauga	253	8,926 00	74	5,190 00
Greene	208	5,835 00	201	16,937 00
Guernsey	273	6,738 00	164	9,910 00
Hamilton	296	9,649 00	262	15,197 00
Hancock	385	9,178 00	173	13,963 00
Hardin	280	7,487 00	209	12,932 00
Harrison	206	6,220 00	89	7,435 00
Henry	294	5,466 00	150	10,752 00
Highland	229	6,273 00	183	10,933 00
Hocking	158	3,125 00	99	5,856 00
Holmes	252	4,765 00	113	8,869 00
Huron	286	8,479 00	138	14,323 00
Jackson	141	3,480 00	71	4,439 00
Jefferson	191	5,172 00	113	9,435 00
Knox	291	6,922 00	155	13,749 00
Lake	75	2,310 00	29	2,080 00
Lawrence	176	3,462 00	129	1,350 00
Licking	384	10,095 00	221	24,710 00
Logan	304	6,442 00	184	15,193 00
Lorain	281	9,773 00	115	9,970 00
Lucas	136	3,697 00	86	7,511 00
Madison	262	8,344 00	222	20,985 00
Mahoning	271	6,119 00	118	10,305 00
Marion	250	4,279 00	179	16,770 00
Medina	245	8,149 00	108	8,327 00
Meigs	128	3,120 00	142	9,480 00
Mercer	264	4,602 00	220	9,977 00
Miami	286	8,009 00	201	17,067 00

DOMESTIC ANIMALS DIED OF DISEASE—Continued.

Counties.	Cattle.		Horses.	
	Number.	Value.	Number.	Value.
Monroe	255	\$4,403 00	134	\$7,746 00
Montgomery.....	327	8,382 00	233	18,008 00
Morgan	136	3,428 00	79	5,737 00
Morrow	233	5,144 00	112	8,850 00
Muskingum	286	7,806 00	124	9,416 00
Noble	202	4,278 00	103	7,403 00
Ottawa	253	4,197 00	132	10,045 00
Paulding	340	6,765 00	270	11,837 00
Perry.....	97	2,418 00	64	4,580 00
Pickaway.....	464	8,530 00	166	14,538 00
Pike.....	135	2,910 00	165	9,639 00
Portage	317	10,541 00	106	8,620 00
Preble	182	4,806 00	146	12,155 00
Putnam	327	7,252 00	181	15,730 00
Richland	332	7,268 00	182	11,757 00
Ross.....	329	6,604 00	212	14,019 00
Sandusky	106	3,291 00	92	7,812 00
Scioto	187	3,459 00	152	16,736 00
Seneca.....	436	5,708 00	156	8,758 00
Shelby.....	310	6,510 00	162	13,055 00
Stark	324	9,621 00	200	13,785 00
Summit.....	310	9,631 00	132	12,054 00
Trumbull.....	424	11,926 00	148	10,645 00
Tuscarawas.....	280	6,475 00	135	11,553 00
Union.....	276	7,042 00	239	23,925 00
Van Wert.....	284	6,648 00	192	13,140 00
Vinton	101	2,837 00	71	4,426 00
Warren.....	262	7,571 00	231	17,425 00
Washington	287	6,333 00	180	11,965 00
Wayne	352	8,209 00	190	19,684 00
Williams	195	5,908 00	110	9,056 00
Wood.....	303	6,388 00	162	12,004 00
Wyandot.....	183	4,499 00	132	10,672 00
Totals.....	22,063	\$654,434 00	13,326	\$1,031,855 00

The assessed value of cattle is \$20,941,612, and the real value about \$10,000,000, and the loss is less than one per cent. of this.

The assessed value of horses is \$42,207,578, and the real value is about \$7,000,000, and the loss is less than one and a half per cent. of this. The loss by disease is heaviest among hogs, next heaviest among sheep, next among horses, and least among cattle. These losses probably include death from all causes except butchering, floods, and dunks. It is plain, therefore, that no epizootic disease prevailed to any great extent in 1882, except, perhaps "cholera" among hogs.


LOSSES BY FLOOD, DURING THE YEAR ENDING MAY 1, 1883.

Counties.	Live stock, value.	Grain, etc., value.	Houses, etc., value.	Fences, etc., value.
Adams	\$59 00	\$899 00	\$75 00	\$390 00
Allen	223 00	1,101 00	4,453 00	7,793 00
Ashland		3,007 00	2,020 00	1,785 00
Ashtabula	85 00	131 00	1,412 00	3,599 00
Athens	75 00	1,292 00		20 00
Auglaize		20 00		250 00
Belmont	98 00	9,505 00	100 00	1,514 00
Brown	29,525 00	7,535 00	5,560 00	2,065 00
Butler.....	221 00	23,774 00		6,660 00
Carroll				
Champaign	77 00	600 00	110 00	110 00
Clarke		150 00		2,050 00
Clermont.....	232 00	6,813 00	6,453 00	4,180 00
Clinton	445 00	5,100 00		3,023 00
Columbiana			6,000 00	
Coshocton	725 00	6,253 00	1,000 00	4,104 00
Crawford	40 00	576 00		4,578 00
Cuyahoga	50 00	1,490 00	2,575 00	2,783 00
Darke	150 00	210 00		400 00
Defiance		1,295 00		2,223 00
Delaware	100 00	1,694 00	900 00	2,105 00
Erie	255 00		200 00	
Fairfield		6,675 00		
Fayette		600 00		175 00
Franklin	260 00	2,445 00	30 00	1,085 00
Fulton				
Gallia	20 00	9,079 00	590 00	1,462 00
Geauga	25 00			1,629 00
Greene		3,882 00	4,381 00	464 00
Guernsey	1,052 00	19,065 00	140 00	4,781 00
Hamilton.....	1,997 00	40,177 00	44,800 00	57,232 00
Hancock	1,137 00	2,955 00	50 00	4,306 00
Hardin		40 00		263 00
Harrison		80 00	40 00	80 00
Henry.....	348 00	1,600 00	2,250 00	2,565 00
Highland	85 00	1,127 00		1,330 00
Hocking		1,300 00		50 00
Holmes	113 00	18,375 00		4,483 00
Huron	175 00	867 00	75 00	10,550 00
Jackson	53 00	250 00		42 00
Jefferson		50 00		
Knox		250 00	351 00	
Lake	700 00	140 00	135 00	1,125 00
Lawrence		400 00	40 00	480 00
Licking.....	149 00	250 00		171 00
Logan	95 00	366 00		1,481 00
Lorain	399 00	1,973 00	460 00	7,547 00
Lucas	75 00	1,000 00		195 00
Madison	2,457 00	1,505 00		1,200 00
Mahoning.....		260 00	200 00	220 00
Marion	1,224 00	5,985 00	25 00	3,021 00
Medina		50 00	202 00	345 00
Meigs	105 00	1,785 00	100 00	208 00
Mercer	5 00	270 00		305 00
Miami				

LOSSES BY FLOOD—Continued.

Counties.	Live stock, value.	Grain, etc., value.	Houses, etc., value.	Fences, etc., value.
Monroe		\$442 00		\$885 00
Montgomery	\$185 00	4,049 00	\$105 00	3,185 00
Morgan		375 00		235 00
Morrow		25 00		205 00
Muskingum	37 00	4,714 00	478 00	2,485 00
Noble	18 00	5,165 00		570 00
Ottawa				2,255 00
Paulding	14 00	3,012 00		1,778 00
Perry		9,160 00		1,712 00
Pickaway		1,162 00	500 00	142 00
Pike	180 00	1,057 00		235 00
Portage		609 00	500 00	706 00
Preble	8 00	1,335 00	40 00	1,145 00
Putnam	4,356 00	19,180 00	1,085 00	15,720 00
Richland	800 00	310 00		880 00
Ross	120 00	7,225 00	50 00	732 00
Sandusky	2,473 00	11,090 00	2,835 00	8,866 00
Scioto	210 00	6,587 00	490 00	1,955 00
Seneca	136 00	1,963 00	75 00	8,911 00
Shelby	40 00	320 00		1,290 00
Stark	100 00			630 00
Summit	120 00	3,535 00	2,785 00	4,136 00
Trumbull	370 00	120 00		2,563 00
Tuscarawas		4,900 00	1,020 00	2,229 00
Union	50 00	80 00	400 00	715 00
Van Wert	296 00	180 00		2,428 00
Vinton	10 00	1,302 00		604 00
Warren	100 00	31,095 00		6,703 00
Washington	315 00	3,558 00	1,730 00	3,670 00
Wayne	755 00	9,540 00	1,920 00	8,218 00
Williams				
Wood	63 00	963 00	76 00	5,490 00
Wyandot	626 00	2,381 00	170 00	6,215 00
Totals	\$55,216 00	\$323,276 00	\$98,786 00	\$254,180 00

These losses by floods are reported this year for the first time. The floods were far more damaging than ever before in Ohio, except, perhaps, in 1852.



MANUFACTURING AND BUILDING STATISTICS.

MINERAL PRODUCTS.

In the following tables of mineral and manufactured products, the figures given for Cuyahoga and Franklin counties are for the cities of Cleveland and Columbus, no other returns being made of these statistics by assessors in those counties outside of the cities mentioned.

Counties.	Iron ore.						Stone-coal.		Petroleum.	
	Number tons	Value.	Number tons received from other States.	Value.	Number tons received from other coun-tries.	Value.	Number bushels	Value.	Number gallons	Value.
Athens.....							8,289,640	\$ 10,758		
Beimont.....			26,221	\$157,288			14,203,856	587,770		
Carroll.....							3,885,676	204,985		
Columbiana.....	8,900	\$21,280	170,000	290,000			13,045,059	468,372		
Coshocton.....			1,000,000	7,500,000	30,000	\$210,000	1,314,700	72,610		
Cuyahoga.....							303,850	8,760		
Gallia.....	5,288	15,864					8,897,326	132,700		
Guernsey.....							444,830	21,900		
Harrison.....	32,519	27,268	9,602	14,094			7,165,125	228,430		
Hocking.....							235,050	16,100		
Holmes.....							6,891,750	581,812		
Jackson.....	106,152	115,317	5,178	40,146			5,686,410	264,655		
Jefferson.....			25,514	248,000			1,574,704	68,811		
Lawrence.....	72,263	135,490	16,000	84,000			23,000	2,000		
Licking.....										
Lorain.....										
Mahoning.....	5,000	10,000					3,691,273	145,870		
Medina.....							754,638	325,000		
Melara.....			850	9,500			8,078,184	247,053		
Monroe.....							40,600	2,001		
Morgan.....							4,500	225		
Muskingum.....	2,500	5,000					2,403,400	92,015		
Noble.....							170,485	6,464		
Perry.....			2,000	14,000			25,305,468	867,587		
Portage.....							1,081,101	91,419		
Stark.....							7,949,084	463,040		
Summit.....							2,088,432	914,086		
Trembull.....	51,800	107,600	18,826	734,376	4,840	\$4,342	4,428,472	350,000		
Tuscarawas.....	17,300	25,500	10,000	70,000			3,160,744	117,889		
Vinton.....							1,387,000	77,847		
Washington.....	66,111	219,070					1,841,400	10,812		
Wayne.....							2,502,300	131,300		
Totals.....	877,451	\$664,852	1,284,769	\$9,161,366	34,840	\$241,542	180,471,976	\$6,114,940	1,058,084	\$29,622

MINERAL PRODUCTS—Continued.

Counties.	Salt.		Lime.		Water-cement.		Fire clay.	Fire brick.	
	Number furnaces.	Number bushels made.	Value.	Number barrels made.	Value.	Number barrels made.	Value.	Tons mined.	Number made.
Ashland.....								1,000,000	
Athens.....	2	51,000	\$7,800						
Carroll.....							480		
Clarke.....				25,000	\$12,000				
Columbiana.....	2	44,000	7,000			24,000	\$24,000	68,000	
Crawford.....				10,861					
Cuyahoga.....				8,000					
Darke.....				13,700	8,220			150,000	
Defiance.....						3,000	3,000		
Erie.....				60,000	64,000				
Greene.....				41,268	19,568				
Hamilton.....				8,000					
Hancock.....				500	500				
Hardin.....				1,500	500				
Henry.....								250,000	
Highland.....				34,900	35,200				
Jackson.....				8,860	4,659				
Jefferson.....								156,000	
Lake.....				2,500	2,500			2,094,000	
Lawrence.....							100	10,000	
Licking.....							200		
Marion.....				50,000	18,500				
Meigs.....	4	1,886,568	116,827					800,000	
Mercer.....				2,800	1,300				
Miami.....				14,000	8,400				
Monroe.....								250,000	
Morgan.....	5	75,400	8,050						
Muskingum.....	2	41,350	4,131					60	
Perry.....								300	
Preble.....				66,000	31,800				
Sandusky.....				162,500	107,750				
Stark.....							500	225	
Summit.....				3,000					
Tuscarawas.....	3	330,000	34,000					87,400	
Union.....								615,000	
								500,000	
Totals.....	14	1,928,308	\$177,508	512,967	\$314,546	27,000	\$27,000	313,040	7,064,225

MANUFACTURES OF IRON.

Counties.	Pig iron.						Bar and nail iron.	Hoop iron.	Boiler iron.	Sheet iron.
	Tons native ore smelted with charcoal.		Tons hot blast native ore, smelted with stone coal.	Tons native or foreign ore, smelted with—		Tons made.				
	Cold blast.	Hot blast.		Stone coal.	Charcoal.					
Belmont.....	62	10,780	18,297	16,072	6,840	1,927				
Butler.....			40,500	30,000	6,500	2,500				
Columbiana.....			135,000		160,000	84,500	4,500	86,000		
Cuyahoga.....		5,135			9,084	6,050	900	75		
Gallia.....		4,500	11,284	12,608						
Hamilton.....	1,547	18,000	17,921	83,016	28,782					
Hocking.....			16,525	4,000	15,780					
Jackson.....	850	18,443	25,782	508	10,197					
Lawrence.....		58,700	89,482	87,188	78,864	2,774	7,500	648		
Licking.....					900		8,000			
Mahoning.....										
Meigs.....										
Monkington.....		19,975		25,964						
Perry.....		1,800			100					
Richland.....					8,540			300		
Summit.....					4,860					
Tinicon.....		7,044	27,677	19,000						
Vinton.....				15,241						
Totals	2,550	184,905	827,401	188,598	288,865	15,968	87,021	47,761		

MANUFACTURES OF IRON—Continued.

Counties.	Stoves and hollow-ware.	Nails.	Spikes and railroad chairs.	Car wheels.	All other castings.	Railroad rails.		All other steel.	Tin copper, and sheet-iron ware.
	Tons made.	Tons made.	Tons made.	Tons made.	Tons made.	Iron tons made.	Steel tons made.	Tons made.	Value.
Adams.....									\$12,000
Allen.....									24,200
Ashland.....					450				500
Ashtabula.....									2,400
Auglaize.....					100				5,800
Belmont.....	616	13,591		386	626				
Butler.....					500				
Clarke.....					380				28,500
Columbiana.....					1,979			125	15,000
Cuyahoga.....	180,000	16,000	13,500	40,000	200,100	72,000	210,000		1,500,000
Crawford.....					1,220				
Defiance.....					580				3,000
Delaware.....									10,000
Erle.....					500				1,000
Fayette.....					150				
Fairfield.....									8,50
Franklin.....	2,300			14,000	4,280			40	227,850
Gallia.....	250				100				
Geauga.....									3,000
Guernsey.....	12			10	150				4,000
Hamilton.....	55,733			1,400	87,494	8			721,110
Hancock.....									350
Harrison.....									4,600
Henry.....					6				
Highland.....					600				125
Hocking.....				29	1,835				
Huron.....					150				1,700
Jefferson.....	200	7,295			1,025				23,000
Knox.....					375				
Lake.....	200				225				14,000
Lawrence.....	650	9,460				477			
Licking.....				300	20,100				1,300
Logan.....									1,000
Lorain.....									7,500
Mahoning.....	720	4,412	500		750				650
Medins.....	800								
Meigs.....	4			14	153				
Mercer.....									300
Montgomery.....									1,000
Muskingum.....					1,922				3,400
Perry.....									5,500
Pike.....									3,000
Portage.....					1,385				9,200
Preble.....									3,550
Richland.....								190	15,650
Sandusky.....					370				5,000
Shelby.....									8,000
Stark.....					5,590			1,200	
Summit.....	1,350				1,450				12,000
Trumbull.....	1,000								17,500
Tuscarawas.....	1				110				4,125
Washington.....	480				125				800
Wayne.....									7,600
Williams.....	300								3,200
Wood.....									1,000
Totals.....	244,613	50,758	14,000	56,598	325,280	72,485	210,000	1,445	\$2,715,810

MANUFACTURES OF IRON—Concluded.

Counties.	Locomotives.	Steam engines.	Steam boilers.	Sugar mills.	Portable saw mills.		Reaping machines.	Mowing machines.	Threshing machines.	Plows.
	No. made.	No. made.	No. made.	No. made.	No. made.	No. in use.	No. made.	No. made.	No. made.	No. made.
Adams.....						4				
Ashtabula.....					5					
Anguize.....										400
Belmont.....				7					85	
Butler.....	1	120	120		50	885			85	
Carroll.....						5				
Champaign.....										1,000
Clarke.....		50	150							
Columbiana ¹		124	32		11	2				
Crawford.....		23			11	200				300
Cuyahoga.....	28	650	1,900	44	24	8				250
Deke.....						6				
Defiance.....		3	4							800
Erie.....		62			7		100	25	270	
Franklin.....			40		230					700
Gallia.....		10				5				
Hamilton.....		300	585	1,200	226					514
Hancock.....		12				27				
Hardin.....						4				
Highland.....				300		12				
Hocking.....										75
Huron.....										1,500
Jackson.....						3				
Jefferson.....		4								
Knox.....		390	360	200	160				96	
Lake ²		50								
Licking.....		103	18			114				
Logan.....	4					4				
Lorain.....		2								
Mahoning.....						4				
Marion.....		100				2			100	
Melgs.....			9							
Mercer.....						5				
Monroe.....						4				
Montgomery.....						4	1,500	200		
Morgan.....										24,039
Morrow.....						1				
Muskingum.....		82	102	2	78					
Paulding.....						6				
Perry.....						1				
Richland.....		260			263	29			1,000	
Ross.....						6			1	50
Sandusky.....		125	125				600	500		25
Shelby.....						5				735
Stark.....		900	5		450	3	10,200	3,650	900	14,400
Summit.....			61			4	12,500	20,000		200
Trumbull.....		11	40		11	11				
Tuscarawas.....						4				
Union.....						12				
Vinton.....						7				
Washington.....		5	4			1				850
Wayne.....						18		900	787	
Williams.....						6				3,000
Wyandot.....		20			11	20				
Totals.....	38	3,406	3,450	1,753	1,537	1,483	24,900	25,275	3,243	48,338

¹ Columbiana county reports 50 corn machines and 63 shingle machines manufactured.² Lake county reports 100 tile and brick machines, valued at \$25,000.

BOAT BUILDING IN OHIO DURING THE YEAR 1883.

Counties.	Steamboats and other boats built upon the Ohio River and its tributaries.				Store-boats.				Boats and sail vessels built upon Lake Erie and its tributaries within the State.				Canal and used on boats.
	Steamboats.		Flat-boats.		Barges.		Store-boats.		Steamboats.		Sail vessels.		
	Number.	Value.	Number.	Value.	Number.	Value.	Number.	Value.	Number.	Value.	Number.	Value.	Number built
Belmont.....	4	\$2,800	15	\$15,000	15	\$15,000			12		44		
Brown.....		12,500											
Cuyahoga.....				800									
Gallia.....				21,500									
Hamilton.....	5	\$90,500	7	9,000	5				1	4,000			
Lake.....													
Lawrence.....			1	400									
Lorain.....													
Melroe.....	1	1,000	2	1,000	7	4,575					1	3,500	
Monroe.....			1	500	2	800							
Shelby.....													
Summit.....						800,000							
Washington.....	8	23,000		500	1								
Totals.....	14	\$64,500	30	\$20,800	31	\$643,550			13	\$4,000	45	\$3,500	1

MANUFACTURING AND BUILDING STATISTICS.

Highland	28,400	500	40	25,000	750
Huron	2,500	800	6,350	2,000	2,000
Jackson	11,600	30,000	30,000	550	550
Jefferson	4,000	12,300	7,000	8,300	8,300
Knox	14,300	5,200	27,500	7,000	7,000
Lake	8,500	700	4,800	5,550	5,550
Lake	32,000	12,000	28,200	4,800	4,800
Licking	486	750,000	30,000	15,000	8,000
Logan	21,000	3,500	30,000	75,000	75,000
Lorain	12,000	3,300	30,000	1,550	1,550
Lucas	285,000	1,100	9,000	15,500	1,850
Mahoning	16,250	4,550	1,300	700	400
Medina	8,500	6,000	7,500	29,000	1,500
Melara	20,000	9,000	6,000	8,000	4,000
Mercer	800	8,370	1,500	1,500	1,500
Miami	50,000	9,000	9,000	4,000	4,000
Monroe	10,120	17,500	17,500	2,500	2,500
Montgomery	33,300	30,000	30,000	500	500
Morgan	2,800	15,000	15,000	6,000	6,000
Morrow	8,300	85,000	85,000	1,300	1,300
Muskingum	2,800	74,000	74,000	2,800	2,800
Noble	8,300	84,500	84,500	4,650	4,650
Paulding	2,000	10,500	10,500	15,000	15,000
Perry	6,500	58,800	58,800	80,000	2,750
Pike	1,200	18,000	18,000	21,860	21,860
Portage	98,301	12,500	12,500	11,000	11,000
Preble	6,400	150	150	55,100	55,100
Richland	17,000	4,650	119,850	23,000	5,500
Ross	25,000	2,998	30,550	7,260	7,260
Sandusky	17,000	1,000	1,000	6,000	6,000
Sandusky	8,000	1,800	3,500	2,500	2,500
Seneca	1,300	100	1,500	10,100	10,100
Shelby	4,500	6,720	202,000	38,945	38,945
Stark	2,000	5,100	111,780	4,100	4,100
Summit	4,500	6,025	6,900	18,960	18,960
Tuscarawas	2,000	7,000	86,297,728	82,988,576	83,823,992
Trumbull	1,200	650			
Tuscarawas	1,200	650			
Union	8,100	6,500			
Vinton	8,000	6,500			
Warren	1,100	22,468			
Washington	1,000	5,100			
Wayne	1,500	6,025			
Williams	1,500	7,000			
Wood					
Wyandot					
Totals	\$59,355	\$3,378,079	\$6,297,728	\$1,274,648	\$2,988,576

(a) City of Cleveland. (b) City of Columbus.

GENERAL MANUFACTURES.

Counties.	Value.						All other manufactures not heretofore specified.
	Clothing.	Soap, candles and oils.	Cut meats, beef or pork, packed.	Fish, salt and fresh, packed.	Alcohol and whisky.	Malt liquors.	
Adams							\$38,000
Allen							19,800
Ashland			\$20,500			\$18,400	\$40,000
Ashhabula				\$10,000		300	1,000
Auglaize	5,500	\$30,000	84,000			11,000	3,015
Belmont							14,500
Brown					\$1,000		9,200
Butler							140
Champaign	25,000						771,000
Clermont		1,000					255,000
Columbiana	8,500					9,600	907,050
Crawford	4,750,000	4,000,000	2,500,000	44,000	175,000	2,000,000	4,500
Cuyahoga	10,800						281,200
Darke						85,000	8,000,000
Defiance	2,800					11,200	79,000
Delaware	86,800		15,800	282,800			1,500
Erle	16,000				500		1,100
Fairfield	202,746	40,000				120,000	22,700
Franklin						621,885	1,664,980
Galla							5,000
Genaga	18,000		700				4,000
Greene	4,000		65,000				8,764
Guernsey							17,000
Hamilton	7,686,745	4,331,675	4,883,481		3,519,008	4,100,100	28,722,120
Hancock							30,000
Hardin			87,724				
Harrison	25,000						4,000
Henry	20,000					16,000	132,600
Highland							2,500
Huron	9,000						428,200
Jackson							6,700
Jefferson	1,000						9,800

MANUFACTURING AND BUILDING STATISTICS.

Knox	96,000	\$1,200	\$4,000	\$15,000	\$900	96,000	96,000	960,000
Licking	2,200	8,500	200	12,700	9,000	12,700	9,000	50,000
Logan	76,000	126,000	200,000	150,000	1,125,000	1,125,000	800,000	18,700
Lucas	3,000	5,000	6,000	23,200	96,200	23,200	96,200	48,425
Mahoning	5,700	7,000	3,000	460	8,000	56,220	8,000	98,500
Meigs	3,000	3,000	460	500	20,000	6,440	6,440	14,000
Mercer	3,000	1,500	20,000	24,780	25,000	24,780	25,000	7,200
Miami	31,000	2,500	3,000	1,025	70,000	1,025	1,025	169,000
Monroe	2,500	3,000	45,000	38,000	1,971,200	45,000	8,200	70,000
Montgomery	123,000	60,000	38,000	2,500	1,971,200	38,000	2,500	500
Morgan	21,000	1,000	168,100	1,000	1,971,200	168,100	1,000	584,002
Muskingum	5,000	9,000	45,800	1,000	1,971,200	45,800	1,000	1,971,200
Noble	14,100	45,800	1,000	450	9,000	45,800	9,000	488,000
Perry	64,000	62,728	18,000	8,000	64,000	8,000	64,000	1,000
Pike	21,000	50,000	1,200	8,200	1,200	8,200	1,200	884,020
Portage	123,000	1,000	1,000	40,017,061	8,200	40,017,061	8,200	168,100
Preble	21,200	1,500	25,000	25,000	25,000	25,000	25,000	35,000
Richland	4,000	1,000	6,200	870,500	6,200	870,500	6,200	870,500
Seneca	21,200	1,000	2,000	187,490	2,000	187,490	2,000	3,200
Shelby	21,200	1,000	1,000	643,250	643,250	643,250	643,250	187,490
Stark	400	400	400	1,577	1,577	1,577	1,577	1,577
Summit	15,880	400	1,500	1,500	1,500	1,500	1,500	1,500
Tuscarawas	400	15,880	1,500	1,500	1,500	1,500	1,500	1,500
Union	400	15,880	1,500	1,500	1,500	1,500	1,500	1,500
Warren	400	15,880	1,500	1,500	1,500	1,500	1,500	1,500
Washington	400	15,880	1,500	1,500	1,500	1,500	1,500	1,500
Wayne	400	15,880	1,500	1,500	1,500	1,500	1,500	1,500
Williams	400	15,880	1,500	1,500	1,500	1,500	1,500	1,500
Wood	400	15,880	1,500	1,500	1,500	1,500	1,500	1,500
Wyandot	400	15,880	1,500	1,500	1,500	1,500	1,500	1,500
Totals	\$13,280,681	\$4,685,575	\$8,182,181	\$519,500	\$4,481,028	\$8,941,715	\$47,582,004	\$62,511,372

* The Auditor of Stark county says 40,000,000 of this amount is probably the number of cigars manufactured, but the entire amount was returned by the assessors as the value of the manufactured articles.

MANUFACTURING AND BUILDING STATISTICS.

Holmes.....	70	25,100	1	2,000	1	2,000	1	2,000	1	2,000
Huron.....	228	47,400	1	4,000	1	4,000	1	4,000	1	4,000
Jackson.....	228	90,015	1	4,000	1	4,000	1	4,000	1	4,000
Jennison.....	180	103,400	1	3,000	1	3,000	1	3,000	1	3,000
Knox.....	171	57,965	2	3,714	2	3,714	2	3,714	2	3,714
Lake.....	152	58,200	1	4,800	1	4,800	1	4,800	1	4,800
LAWRENCE.....	106	85,600	1	2,000	1	2,000	1	2,000	1	2,000
Leelanau.....	283	54,020	2	82,000	2	82,000	2	82,000	2	82,000
Licking.....	276	141,022	1	1,000	1	1,000	1	1,000	1	1,000
Livingston.....	250	122,275	1	1,000	1	1,000	1	1,000	1	1,000
Lorain.....	519	232,666	10	30,540	3	19,100	3	19,100	1	1,000
Lucas.....	87	61,515	1	200	3	25,480	3	25,480	1	2,000
Madison.....	362	165,115	1	200	3	25,480	3	25,480	1	100
Mahoning.....	154	75,245	2	200	1	18,000	1	18,000	1	15,000
Marion.....	66	28,780	1	1,000	1	1,000	1	1,000	1	1,000
Medina.....	49	15,806	3	8,900	1	2,000	1	2,000	1	3,000
Melba.....	388	180,080	12	86,775	1	2,000	1	2,000	1	3,000
Mercer.....	48	12,790	3	9,500	1	5,000	1	5,000	1	3,000
Miami.....	678	440,855	3	9,500	1	5,000	1	5,000	1	3,000
Monroe.....	89	13,820	1	1,100	1	1,100	1	1,100	1	1,100
Montgomery.....	114	49,588	2	1,800	1	1,000	1	1,000	1	1,000
Morgan.....	154	64,585	1	1,800	1	20,000	1	20,000	4	720
Morrow.....	202	53,200	4	5,000	4	5,000	4	5,000	4	720
Muskingum.....	129	23,680	4	5,000	4	5,000	4	5,000	4	720
Noble.....	80	26,200	1	66,030	1	66,030	1	66,030	1	66,030
Ottawa.....	106	16,575	2	750	1	5,500	1	5,500	1	16,000
Perry.....	39	16,575	2	750	1	5,500	1	5,500	1	16,000
Pickaway.....	123	65,350	2	750	1	5,500	1	5,500	1	16,000
Pike.....	170	85,350	2	750	1	5,500	1	5,500	1	16,000
Portage.....	175	84,000	3	9,000	3	81,500	3	81,500	3	250
Preble.....	158	166,700	1	10,000	1	10,000	1	10,000	1	10,000
Rainham.....	176	104,400	1	10,000	1	10,000	1	10,000	1	10,000
Richland.....	123	121,050	1	10,000	1	10,000	1	10,000	1	10,000
Ross.....	165	75,000	1	6,000	1	6,000	1	6,000	1	6,000
Sandusky.....	160	7,012	1	900	1	900	1	900	1	900
Seneca.....	182	77,480	1	35,400	2	35,400	2	35,400	2	35,400
Shelby.....	694	292,500	1	5,000	1	5,000	1	5,000	1	5,000
Stark.....	521	269,400	1	5,000	1	5,000	1	5,000	1	5,000
Summit.....	180	39,465	1	10,000	1	10,000	1	10,000	1	10,000
Tuscarawas.....	225	180,000	1	5,000	1	5,000	1	5,000	1	5,000
Union.....	110	41,985	1	5,000	1	5,000	1	5,000	1	5,000
Van Wert.....	146	18,475	1	5,000	1	5,000	1	5,000	1	5,000
Vinton.....	40	41,924	1	5,000	1	5,000	1	5,000	1	5,000
Warren.....	70	24,120	1	5,000	1	5,000	1	5,000	1	5,000
Washington.....	165	77,100	1	1,000	1	1,000	1	1,000	1	1,000
Wayne.....	93	21,280	1	4,000	1	4,000	1	4,000	1	4,000
Williams.....	176	45,570	2	29,500	2	29,500	2	29,500	2	29,500
Wood.....	118	65,020	2	29,500	2	29,500	2	29,500	2	29,500
Wyandot.....	118	65,020	2	29,500	2	29,500	2	29,500	2	29,500
Totals.....	19,349	\$10,969,186	129	\$680,025	54	\$310,864	5	\$44,500	84	\$139,500

ANNUAL REPORT SECRETARY OF STATE.

NUMBER AND VALUE OF BUILDINGS IN OHIO, ETC.—(concluded).

	Stables and barns.		Stores and warehouses.		All other buildings.		Total.	
	Number.	Value.	Number.	Value.	Number.	Value.	Number.	Value.
	Adams	48	\$3,060	8	\$1,950	145
Allen	54	14,480	6	15,150	6	485	231,480
Ashland	88	18,000	6	12,000	11	161	145,000
Ashtabula	70	13,650	11	12,625	3	342	118,860
Athens	9	1,725	8	211	85,990
Angeltze	56	13,700	5	2,550	23	185	81,475
Bellmont	30	6,780	3	4,100	825	800,828
Brown	118	19,180	242	242	84,308
Burrill	33	13,820	81	241	180,180
Butler	46	20,365	2,885	2	147	123,275
Carroll	59	19,900	5	12,300	14	265	207,710
Champion	184	35,320	959	840,525
Clark	54	10,540	19	230	73,065
Clermont	45	4,500	8,000	5	194	81,700
Columbiana	62	12,500	12	7,300	5	574	298,200
Coshocton	47	11,445	1	152	71,725
Crawford	52	12,100	238	114,400
Cuyahoga	196	94,000	133	459,000	709	2,378	2,303,177
Darke	119	37,850	13	8,750	8	465	263,480
Delaware	47	6,825	15	30,710	2	318	102,815
Delaware	51	11,365	12	15,400	6	218	105,260
Erie	61	8,380	5	6,400	4	370	221,152
Fairfield	41	11,380	2,500	3	219	120,290
Fayette	17	3,480	5	2,440	8	138	91,680
Franklin	100	80,000	20	75,000	10	993	966,000
Fulton	46	15,900	5	5,000	105	85,400
Galla	12	2,520	17	15,210	112	48,815
Geauga	46	15,505	3	93	49,030
Greene	40	14,150	8	15,850	14	178	118,700
Guernsey	16	3,125	4	1,000	109	147,270
Hamilton	62	32,540	81	253,100	18	1,167	2,409,420
Hancock	66	13,760	1	100	8	285	145,228
Hardin	170	36,050	10	272	102,070
Harrison	9	4,680	3	52	58,790
Henry	42	14,260	16	18,680	211	118,850
Highland	82	5,182	2	97	53,242
Hocking	6	1,600	8	1,200	160	54,625
Holmes	50	11,470	2	125	40,920
Huron	70	12,510	12	12,250	7	818	171,830
Jackson	7	1,375	231	81,890
Jefferson	26	8,310	7	20,000	46	274	337,240
Knox	78	14,625	9	7,450	2	268	66,054
Lake	17	4,920	4	2,000	2	85	47,900

MANUFACTURING AND BUILDING STATISTICS.

Lawrence	9	1,819	6	3,330	6	8,290	197	74,120
Lehigh	27	61,880	6	14,065	6	6,905	292	196,958
Logan	65	16,346	6	1,790	1	3,800	310	163,818
Louis	79	12,210	16	21,900	3	8,400	849	168,925
Lucas	71	14,705	23	52,353	15	211,320	646	585,666
Madison	18	3,625	4	61,425	80	74,265	119	77,290
Madison	103	23,970	30	4,759	9	1,090	541	372,155
Marion	56	12,710	10	4,759	9	2,667	221	107,105
Marion	56	9,490	4	1,400	2	1,090	147	46,200
Marion	43	3,460	8	4,025	9	2,667	82	69,060
Marion	19	12,500	8	6,000	19	4,480	841	129,400
Marion	50	33,175	16	18,540	6	9,200	608	290,140
Marion	111	29,465	15	11,975	60	61,865	88	21,650
Marion	107	29,465	15	11,975	60	61,865	864	564,900
Marion	15	11,791	3	3,040	55	16,870
Marion	51	11,791	12	12,880	3	2,750	171	68,393
Marion	38	1,950	3	500	218	141,375
Marion	13	10,750	26	9,540	3	875	259	22,400
Marion	51	3,980	1	4,000	1	1,100	203	90,650
Marion	24	2,600	16	16,050	8	5,600	54	54,365
Marion	8	8,470	16	2,100	15	12,000	92	37,865
Marion	81	1,800	3	8,360	3	1,500	160	107,310
Marion	4	14,810	3	1,500	4	14,480	50	23,675
Marion	72	19,370	3	2,700	10	11,650	60	103,840
Marion	74	8,175	8	4,580	9	19,200	248	116,770
Marion	46	60,100	5	11,500	10	2,300	292	242,328
Marion	127	8,120	7	18,040	10	19,200	207	235,450
Marion	26	85,140	7	11,500	4	2,300	153	95,500
Marion	60	2,400	7	11,500	10	2,300	354	41,392
Marion	72	19,210	7	9,000	10	2,300	265	111,940
Marion	78	25,720	6	10,680	10	2,300	265	508,000
Marion	99	25,720	6	10,680	10	2,300	265	508,000
Marion	139	25,710	1	200	6	4,500	689	529,400
Marion	45	7,650	16	4,500	6	4,500	190	69,965
Marion	66	19,400	3	2,000	29	8,000	355	395,900
Marion	50	10,000	4	3,020	10	8,700	198	98,000
Marion	59	10,270	4	5,500	4	1,280	238	67,710
Marion	59	10,270	4	5,500	4	1,280	238	67,710
Marion	7	1,070	1	1,000	8	3,500	57	20,365
Marion	20	4,200	1	1,000	10	8,700	75	74,024
Marion	20	7,460	4	3,020	8	8,700	130	40,750
Marion	29	26,510	11	7,350	290	131,830
Marion	88	1,500	3	2,000	195	25,700
Marion	100	1,500	3	2,000	245	54,365
Marion	35	6,300	8	2,000	168	139,120
Marion	43	10,100
Totals	4,700	\$1,277,188	721	\$1,405,385	794	\$1,042,671	29,176	\$18,008,748

PROPERTY DESTROYED IN OHIO BY FIRE, FLOOD, OR OTHER CAUSES, DURING THE YEAR ENDING JUNE 30, 1882.

Counties.	Public build-ings destroyed by fire.		Other build-ings destroyed by fire.		Buildings destroyed by flood.		Buildings de-stroyed by other causes.		Total number of buildings.	Total value.
	Number.	Value.	Number.	Value.	Number.	Value.	Number.	Value.		
Adams			3	\$1,400			4	\$700	7	\$18,058
Allen			8	6,640					8	6,640
Ashland			12	10,000					13	18,000
Ashburn	1	3,000	18	5,704	1	\$1,412			14	10,881
Ashburn			2	847					2	1,714
Athens			4	3,520			1	550	5	4,070
Auglaise			4	1,520			5	1,640	9	4,070
Belmont			5		3	800			8	400
Brown			12	18,410					12	49,085
Burlingame			1	500			1	140	2	640
Carroll			1	870					2	870
Champaign			2	4,260					2	4,260
Clark			1	1,070					1	1,070
Clermont	17	17,800	6	1,070	9	6,253	6	2,250	32	37,128
Clinton			12	6,500					12	6,500
Columbiana			6	3,250					6	3,250
Coshocton			5	3,860					5	3,860
Crawford			447	364,646	10	5,000			457	519,646
Cuyahoga			9	7,380					9	7,380
Darke			6	3,400	2	900			8	8,199
Delaware			9	1,655			1	1,200	10	2,855
Delaware			11	4,450					11	4,450
Erle										
Fairfield										
Fayette										
Franklin										
Franklin										
Fulton			11	6,500					11	6,500
Fulton			5	4,660	2	590			7	16,111
Gallia			5	1,380	4	450			9	1,840
Genesee			4	1,850					4	10,077
Greene			4	625					4	625
Guernsey			79	105,630	68	44,310			242	695,700
Hamilton			8	1,850					8	28,350
Hancock			3	930					3	1,580
Hardin										
Harrison			1	200	3	000			4	200
Henry			5	7,000					5	16,163
Highland			4	1,380	11	2,250			15	1,880
Hocking			4	756					4	756
Homes			5	900	1	200			6	24,071

Huron	8,000	12	11,670	14,670	12	11,670	14,670
Jackson	300	1	300	300	1	300	300
Jederson	1,000	2	1,000	1,000	2	1,000	1,000
Jones	2,875	4	2,875	2,875	4	2,875	2,875
Knox	2,500	2	2,500	2,500	2	2,500	2,500
Lake	1,965	2	1,965	1,965	2	1,965	1,965
Lawrence	300	1	300	300	1	300	300
Licking	4,250	6	4,250	4,250	6	4,250	4,250
Logan	2,300	6	2,300	2,300	6	2,300	2,300
Lorain	8,300	7	8,300	8,300	7	8,300	8,300
Lucas	2,620	7	2,620	2,620	7	2,620	2,620
Madison	190	3	190	190	3	190	190
Mahoning	4,741	14	4,741	4,741	14	4,741	4,741
Marion	1,200	3	1,200	1,200	3	1,200	1,200
Medina	525	3	525	525	3	525	525
Meigs	1,900	8	1,900	1,900	8	1,900	1,900
Merrill	500	1	500	500	1	500	500
Miami	1,400	4	1,400	1,400	4	1,400	1,400
Monroe	2,920	6	2,920	2,920	6	2,920	2,920
Montgomery	4,800	6	4,800	4,800	6	4,800	4,800
Morgan	2,500	3	2,500	2,500	3	2,500	2,500
Morrow	1,250	5	1,250	1,250	5	1,250	1,250
Muskingum	1,320	4	1,320	1,320	4	1,320	1,320
Murkingum	2,750	3	2,750	2,750	3	2,750	2,750
Noble	7,200	10	7,200	7,200	10	7,200	7,200
Ottawa	1,870	7	1,870	1,870	7	1,870	1,870
Paulding	450	2	450	450	2	450	450
Perry	1,380	3	1,380	1,380	3	1,380	1,380
Pike	3,000	5	3,000	3,000	5	3,000	3,000
Pike	3,430	9	3,430	3,430	9	3,430	3,430
Portage	2,200	6	2,200	2,200	6	2,200	2,200
Preble	7,380	10	7,380	7,380	10	7,380	7,380
Putnam	4,800	7	4,800	4,800	7	4,800	4,800
Richland	3	3	3	3	3	3	3
Ross	7,000	1	7,000	7,000	1	7,000	7,000
Sandusky	1	1	1	1	1	1	1
Scioto	8,430	9	8,430	8,430	9	8,430	8,430
Seneca	2,200	6	2,200	2,200	6	2,200	2,200
Shelby	7,380	10	7,380	7,380	10	7,380	7,380
Stark	2,400	7	2,400	2,400	7	2,400	2,400
Summit	5,000	4	5,000	5,000	4	5,000	5,000
Tuscarawas	1	1	1	1	1	1	1
Union	3,000	4	3,000	3,000	4	3,000	3,000
Van Wert	7,465	12	7,465	7,465	12	7,465	7,465
Vinton	1,200	3	1,200	1,200	3	1,200	1,200
Warren	20,000	1	20,000	20,000	1	20,000	20,000
Washington	3,920	20	3,920	3,920	20	3,920	3,920
Wayne	940	8	940	940	8	940	940
Williams	1,580	9	1,580	1,580	9	1,580	1,580
Wood	1,680	7	1,680	1,680	7	1,680	1,680
Wyandot	3,110	1	3,110	3,110	1	3,110	3,110
Totals	8676,146	965	8676,146	8676,146	965	8676,146	8676,146

81,581,982

1,317


867,644

8136,190

140

874,102

172



2131 277771 12 111

LABOR STATISTICS.

[From the report of Hon. Henry Luskey, State Labor Statistician, for the year 1883.]

**TABLE SHOWING THE AVERAGE WEEKLY EARNINGS OF EMPLOYES
IN OHIO, IN THE TRADES NAMED, DURING THE YEAR ENDING
JUNE 30, 1883.**

Trades.	Average number of hours required for one full week's work.	Average amount received for one full week's work.
Stone-cutters.....	59 3-5	\$17 70
Stone-masons.....	60	17 00
Brick-masons.....	59 1/2	23 10
Carpenters.....	60	13 88
Stair-builders.....	60	18 00
Plasterers.....	60	17 92
Painters.....	60	12 45
Tinners.....	59 1/4	12 35
Plumbers.....	60	19 50
Gas-fitters.....	60	19 50
Blast Furnace Employes—		
Foremen.....		25 00
Journeymen.....	79	10 85
Rolling Mills, etc., Employes—		
Foremen.....	72	30 00
Puddlers.....	59 1/4	22 30
Puddlers' helpers.....	63	12 00
Heaters.....	58 1/2	26 32
Heaters' helpers.....	60	13 75
Rollers.....	60 1/2	27 39
Rollers' helpers.....	67 1/2	20 17
Shearmen.....	56	13 20
Nailers.....	55	33 58
Nailers' helpers.....	55	11 00
Bluers of nails.....	60	25 00
Roll-turners.....	60	32 50
Blacksmiths.....	60	17 33
Machinists.....	66	16 50
Masons.....	70	25 00
Wire-workers.....	60	14 20
Unskilled laborers.....	66	10 25

AVERAGE WEEKLY EARNINGS OF EMPLOYEES IN OHIO—Continued.

Trades.	Average number of hours required for one full week's work.	Average amount received for one full week's work.
Pattern Makers—		
Railroad shops	60	\$13 95
Agricultural shops.....	58½	15 75
General machine shops.....	60	14 71
Molders—		
Railroad shops.....	57	16 35
Agricultural shops.....	59	19 45
General Machine Shops—		
Foremen	60	20 25
Journeyman	59	15 44
Apprentices.....	60	9 30
Cupola tenders	60	10 50
Blacksmiths—		
Railroad shops	59½	13 44
Agricultural shops—		
Foremen	60	23 00
Journeyman	58	11 98
General machine shops.....	60	14 62
Apprentices.....	60	5 00
Blacksmith helpers.....	57½	9 24
Machinists—		
Specialists	59	20 91
Railroad shops.....	59½	14 17
Agricultural shops—		
Foremen.....	60	22 33
Journeyman	58	15 30
General Machine Shops—		
Foremen	60	24 00
Journeyman	59½	13 92
Apprentices.....	58	6 25
Steam Boiler-makers—		
Foremen.....	60	21 50
Journeyman.....	60	14 27
Stove Works—		
Molders.....	60½	20 00
Mounters	60	13 75
Safe and Lock Works—		
Blacksmiths	59½	19 07
Locksmiths.....	60	14 62
Safe-makers.....	57	12 75
Chain-makers.....	60	11 67
Bolt and nut-makers.....	60	12 25
Plow blacksmiths	58½	14 75
Machine hands	57½	10 47
All other classes.....	60	16 14
Planing Mills—		
Foremen	58½	14 31
Carpenters.....	60	11 75
Machine hands.....	60	11 82
Sawyers	60	11 63

AVERAGE WEEKLY EARNINGS OF EMPLOYEES IN OHIO—Continued.

	Average number of hours required for one full week's work.	Average amount received for one full week's work.
Trades.		
Furniture Factories—		
Foremen.....	62	\$13 85
Machine-hands.....	60	11 71
Cabinet-makers.....	59½	11 89
Wood-carvers.....	60	16 50
Chair-makers.....	60	12 00
Upholsterers.....	60	13 00
Finishers and Packers.....	60	11 75
Railroad Car Shops—		
Foremen.....	62	18 54
Machine-hands.....	60	12 67
Carpenters.....	60	12 30
Car-builders.....	60	12 85
Upholsterers.....	57	12 65
Machine Works—		
Formen.....	59½	17 44
Carpenters.....	59½	12 50
Machine-hands.....	60	12 71
Ship carpenters.....	60	12 75
Millwrights and carpenters.....	61½	13 80
Coopers.....	58	12 06
Glass-works—		
Blowers.....	51½	27 08
Flatteners.....	46	27 00
Gatherers.....	50	17 00
Cutters.....	60½	24 94
Pot-makers.....	55	21 15
Mould-makers.....	64½	21 50
Pressers.....	53 1-5	22 15
Potteries and Brick Works—		
Potters.....	58	13 69
Packers.....	62½	15 83
Brick-makers.....	57	12 00
Tanneries, Harness and Shoe Factories—		
Tanners.....	60	10 87
Harness-makers.....	59½	13 87
Shoe-makers.....	60	13 25
Flour Mills—		
Millers.....	67	13 25
Mill stone dressers.....	66	10 00
Paper Mills—		
Foremen.....		18 82
Paper-makers.....	69	12 04
Printing Houses—		
Foremen.....	54½	\$0 57
Printers.....	59	14 37
Apprentices.....	69	5 50
Pressmen.....	59½	17 67
Paper-rulers.....	59	16 00

AVERAGE WEEKLY EARNINGS OF EMPLOYEES IN OHIO—Concluded.

Trades.	Average number of hours required for one full week's work.	Average amount received for one full week's work.
Cigar Factories—		
Cigar-makers.....	56	\$10 73
Cigar-packers.....	46½	18 50
Carriage and Wagon Factories—		
Foremen.....	60	15 00
Body-makers.....	60	12 75
Blacksmiths.....	60	12 23
" helpers.....	60	9 00
Trimmers.....	60	16 10
Painters.....	58	12 80
Painters, railroad cars.....	60	12 90
" machinery.....	59½	13 44
" foremen.....	57½	30 33
Engineers, stationary.....	58	13 54
" locomotive.....	68	18 00
Firemen, stationary.....	72	10 50
" locomotive.....	68	11 55
Brakemen.....	60	11 25
Miscellaneous Employments—		
Barbers.....	91	13 00
Bakers.....	72	10 09
Tailors.....	60	12 00
Candy-makers.....	54	18 00
Book-binders.....	59	20 00
Gold-beaters.....	60	16 50
Silver-gilders.....	59	10 00
Platers.....	60	10 50
Watch-makers.....	54	14 00
Match composition makers.....	60	18 00
Match-makers.....	60	9 00
Bristle-combers.....	58	11 00
Woolen Mills, foremen.....	60	21 00
Knitters, (females) piece work.....	60	4 00
" " day work.....	60	3 00
Book-keepers—by year.....	57	18 00
" " day.....	70	12 85
" " year.....	72	11 42
Clerks—by year.....	60	19 23
" " ".....	78	10 00
" " ".....	84	8 46
" " ".....	84	7 00
Salesmen.....	76	11 00
Unskilled laborers.....		7 60 to 12

TABLE SHOWING THE AVERAGE EARNINGS OF WORKMEN, AND EXPENSES OF THEIR FAMILIES, FOR THE YEAR 1882, IN TOWNS AND CITIES. THE EARNINGS OF OTHER THAN HEADS OF FAMILIES ARE NOT INCLUDED IN THE TABLE.

Towns and cities.	Average earnings.	Av. No. of persons composing family.	Family expenses.
Lima.....	\$870 00	5	\$557 50
Ashland.....	414 71	6	338 00
Geneva.....	660 75	6	585 75
Nelsonville.....	480 00	4	352 50
Bellaire.....	983 11	6	918 24
Martin's Ferry.....	656 43	5	616 43
Hamilton.....	628 22	5	565 11
Middletown.....	672 00	4	468 75
Springfield.....	724 20	5	574 75
East Liverpool.....	593 40	5	549 38
Salem.....	621 27	4	446 27
Coshocton.....	697 00	5	627 00
Cleveland.....	745 50	5	655 00
Sandusky.....	430 57	5	456 40
Lancaster.....	592 45	6	544 32
Columbus.....	604 52	5	578 97
Cincinnati.....	630 13	5	588 31
Lockland.....	681 60	4	549 00
Findlay.....	501 17	4	415 33
Kenton.....	520 12	5	438 60
Norwalk.....	575 00	4	400 00
Coalton.....	531 94	4	409 00
Steubenville.....	714 67	5	548 00
Painesville.....	544 89	5	413 22
Ironton.....	902 47	4	621 47
Newark.....	470 00	6	428 25
Elyria.....	722 80	4	610 00
Wellington.....	512 25	5	437 63
Toledo.....	688 22	5	557 61
Youngstown.....	769 62	6	674 29
Pomeroy.....	482 50	7	550 00
Piqua.....	554 87	4	494 29
Dayton.....	642 76	5	530 59
Miamisburg.....	452 50	6	327 50
Zanesville.....	678 28	5	566 24
Shawnee.....	441 33	4	333 33
Kent.....	645 77	4	457 49
Mansfield.....	655 00	5	541 45
Chillicothe.....	518 00	6	498 00
Portsmouth.....	670 67	7	424 00
Tiffin.....	560 20	4	507 88
Alliance.....	625 00	6	487 50
Canton.....	644 51	4	508 58
Massillon.....	825 00	4	650 00
Akron.....	679 76	4	524 29
Cuyahoga Falls.....	694 33	4	416 97
Girard.....	674 60	6	629 49
Niles.....	722 17	5	403 33
Warren.....	654 00	6	654 00
Marietta.....	616 67	7	438 67
Doylestown.....	536 34	5	427 81
Wooster.....	604 12	6	468 75
Bryan.....	621 57	3	480 86
West Unity.....	520 00	5	350 00

TABLE SHOWING THE EARNINGS OF COAL MINE EMPLOYES DURING THE YEAR ENDING JUNE 30, 1883.

Counties.	Average price per man.				Average price for year ended June 30, 1883.		
	Miners.		Day hands.		Number weeks' work.	Discounts for powder, oil, and tools.	Net earnings.
	Price per ton of bushel for mining coal.	Earnings for six full days' labor.	Rates per day.	Earnings for six full days' labor.			
Athens.....	\$0 81	\$13 91	\$2 08	\$12 50	14½	\$43 71	\$515 64
Belmont.....	24	13 91	2 38	14 27	15	32 27	675 35
Carroll.....	78	13 35	2 00	12 00	10	27 62	451 21
Columbiana.....	79	11 34	2 00	12 00	18½	30 79	418 00
Guernsey.....	70	12 50	2 00	12 00	19½	32 31	409 61
Hocking.....	80	15 08	2 00	12 00	14	44 57	434 80
Jackson.....	83	12 53	1 71	10 74	16½	22 15	470 25
Jefferson.....	2 1-6	11 40	1 97	11 80	15	29 00	270 83
Mahoning.....	75	10 57	19	78 00	540 00
Medina.....	95	14 50	9	24 92	281 24
Meigs.....	24	12 18	1 55	9 30	18½	63 82	480 37
Perry.....	81	14 07	2 46	14 75	15½	40 07	405 26
Stark.....	91	12 41	2 21	13 31	16	345 00
Summit.....	95	12 92	2 29	13 71	10½	31 06	392 83
Trumbull.....	81	9 82.	2 05	12 60	16½	37 69	455 07
Tioga.....	81	12 45	13½	61 11
Wayne.....	93	10 50	2 37	14 23	20

TABLE SHOWING THE ADVANCES AND REDUCTIONS IN WAGES OF WORKING PEOPLE IN OHIO, DURING THE FIRST TEN MONTHS OF THE YEAR 1883, IN THE TRADES NAMED.

Occupations.	Advances in wages.		Reductions in wages.	
	Number of employes that reported the same.	Average increase.	Number of employes that reported the same.	Average decrease.
Blacksmiths and helpers.....	6	14½ per cent.	5	12½ per cent.
Blast furnace laborers			4	10 "
Book-keepers and clerks	2	15 per cent.		
Bolt-makers.....	1	25 "		
Brick-masons	8	9½ "	1	25 per cent.
Cabinet-makers	2	6½ "	2	20 "
Carpenters.....	9	15 "	4	10½ "
Cigar-makers.....	23	10½ "		
Cigar-packers	2	15 "		
Engineers.....	4	20 "	4	10½ per cent.
Gold-beaters	1	40 "		
Harness-makers	2	17½ "		
Heaters and helpers (rolling mills).....			1	25 per cent.
Locksmiths.....			2	12½ "
Machine hands (iron workers)			1	20 "
Machine hands (wood workers)	3	12½ per cent.	2	15 "
Machinists	9	13½ "	9	15 "
Match-makers.....	1	15 "	1	15 "
Millers.....	1	9 "		
Molders.....	2	11½ "	8	10 per cent.
Nut-makers			1	20 "
Painters	6	19 per cent.	1	1½ "
Paper-makers	1	9 "	1	15 "
Pattern-makers.....	3	9 "		
Pressmen (printing offices).....	2	16½ "		
Printers	5	10 "		
Printers (apprentices).....	2	22½ "	3	30 per cent.
Rollers and helpers (rolling mills).....			1	15 "
Safe-makers.....			1	5 "
Sawyers	2	6½ per cent.	1	20 "
Shearmen (rolling mills).....			1	12½ "
Spring-makers.....				
Stone-cutters	1	20 per cent.	1	10 per cent.
Stove-mounters.....			1	10 "
Trimmers (carriage).....			1	10 "
Unskilled laborers.....	2	16½ per cent.	1	10 "
Upholsterers			1	10 "
Wire-workers	1	10 per cent.		

TRADE, MANUFACTURES AND COMMERCE

OF

TOLEDO, CLEVELAND AND CINCINNATI.

52 8 8

TOLEDO.

MANUFACTURES, TRADE, AND COMMERCE FOR THE YEAR ENDING DECEMBER 31, 1883.

[Compiled from reports of Chas. Reed, Secretary of the Merchants' and Manufacturers' Exchange, and Denison B. Smith, Secretary of the Produce Exchange.]

THE JOBBING TRADE.

Despite the unusual drawbacks to trade, developed during 1883, incident to shortage of crops in important localities, and to a general depression in several prominent branches of manufactures, thereby inducing a disposition toward rigid economy, the wholesale trade of Toledo, for the year 1883, shows, in the aggregate, a very gratifying increase. Where there has been a falling off in one locality, through a disposition to retrench, the shortage has generally been more than made up by the demand from new territory opened to trade by the building of new lines of railway and the extension of old lines. The following figures will afford the reader an idea of the volume of trade for the past year, and for the year preceding:

	1882.	1883.		1882.	1883.
Agricultural Implem'ts.....	\$230,000	\$420,000	Hardware.....	\$1,500,000	\$1,350,000
Boots and shoes.....	3,525,000	3,400,000	Hides and furs.....	1,000,000	950,000
Books.....	200,000	200,000	Hats and caps.....	300,000	285,000
Carpets and oil cloths.....	240,000	235,000	Hoops and staves.....	850,000	850,000
Carriage hardware.....	400,000	375,000	Jewelry.....	125,000	80,000
Clothing.....	300,000	380,000	Leather.....	300,000	300,000
Cigars.....	100,000	125,000	Lime, plaster and cement	125,000	160,000
Coal.....	5,500,000	6,200,000	Millinery.....	300,000	225,000
Confectionery.....	250,000	225,000	Notions.....	1,000,000	850,000
Cotton twine, rope, etc.....	125,000	135,000	Oils.....	275,000	300,000
Cordage and vessel supplies.....	100,000	80,000	Organs and pianos.....	600,000	575,000
Crackers.....	250,000	275,000	Paper.....	200,000	280,000
Crockery and glassware.....	350,000	375,000	Perfumery.....	50,000	60,000
Drugs.....	400,000	450,000	Petroleum.....	625,000	650,000
Dry goods.....	2,000,000	1,800,000	Salt.....	300,000	300,000
Fish.....	300,000	275,000	Wines and liquors.....	1,600,000	1,750,000
Fruits.....	200,000	185,000	Unclassified.....	3,000,000	3,750,000
Groceries.....	5,000,000	4,550,000			
Gunpowder.....	80,000	112,000	Totals.....	\$31,710,000	\$38,862,000

MANUFACTURING INTERESTS.

As to manufacturing interests, Toledo's record for 1883 was as follows—and the figures for 1880, the census year, are given for purposes of comparison:

	1880.	1883.
Number of establishments.....	411	642
Capital invested.....	\$6,503,535	\$12,000,000
Hands employed.....	7,379	11,804
Yearly production.....	\$12,839,446	\$28,300,000

From the annexed table the reader can more accurately understand the extent and character of Toledo's manufacturing interests, as they now stand :

Number.	Character of establishments.	Capital employed.	Hands employed.	Annual production.
3	Agricultural implements	\$185,000	124	\$28,000
3	Awnings and tents	40,000	31	60,000
23	Bakers and confectioners	125,000	168	312,000
2	Bridges	175,000	260	840,000
49	Blacksmithing	52,000	193	128,000
4	Boats	60,000	36	111,000
4	Bollers	86,000	32	285,000
70	Boots and shoes	245,000	397	497,000
9	Boxes	62,000	91	185,000
4	Brass	55,000	39	164,000
5	Beer	800,000	241	1,250,000
8	Brick and tile	165,000	98	260,000
29	Cigars	95,000	301	300,000
56	Carpentry and building	255,500	175	760,000
2	Cars	500,000	395	1,300,000
7	Carpets	12,000	23	20,000
18	Carriages and wagons	910,000	530	1,200,000
26	Clothing	895,000	435	780,000
9	Cooperage	120,000	204	470,000
3	Cutlery	35,000	32	95,000
3	Coffee and spices	175,000	23	312,000
6	Engines	120,000	74	125,000
4	Filters	25,000	48	135,000
9	Flour and feed	375,000	97	1,425,000
13	Foundries (iron)	225,000	153	450,000
9	Furniture	112,000	122	265,000
2	Linseed oil	122,000	18	312,000
23	Meat packing and slaughtering	185,000	131	1,400,000
11	Planing mills	225,000	204	600,000
25	Publishing and printing	42,000	64	185,000
7	Plumbing and gas fitting	165,000	62	295,000
3	Pumps	75,000	42	165,000
6	Roofing	75,000	42	95,000
13	Saddlery and harness	80,000	47	110,000
3	Soap	62,000	68	112,000
9	Sash, doors and blinds	300,000	228	725,000
8	Saw mills	500,000	416	625,000
3	Saws	25,000	121	600,000
14	Tin and sheet iron	135,000	142	275,000
5	Trunks	71,000	123	265,000
8	Upholstery	24,000	44	125,000
3	Tobacco	80,000	261	610,000
3	Wooden ware	21,000	34	75,000
13	Iron (unclassified)	319,000	227	597,000
9	Wood (unclassified)	250,000	186	332,000
92	Miscellaneous	2,839,000	3,800	3,515,000
642	Totals	\$12,000,000	11,504	\$23,600,000

MANUFACTURING ADVANTAGES.

The growth in manufactures, above noted, is the natural result of advantages that make themselves apparent to any one with sufficient curiosity to look into the matter. The manufacturer to thrive must have ample facilities for receiving the raw material and shipping his finished wares; and he must have cheap fuel. Toledo's facilities as a shipping point will stand comparison with any city in the country—none excepted. With the best harbor on Lake Erie, she has limitless possibilities in the way of lake trade. With twenty lines of railway, she affords her merchants and

manufacturers direct and rapid communication with every part of this and adjoining States. Her railway system may be summarized as follows:

Competing lines to the East—

Lake Shore and Michigan Southern, double track to Buffalo, connecting with all eastern roads at that point.

Michigan Central, formerly Canada Southern, to Buffalo, connecting there with all railways.

Pennsylvania, connecting at Mansfield with the Pittsburgh, Ft. Wayne and Chicago, and thence with the Pennsylvania Railway, and with all Pennsylvania roads to Pittsburgh.

Baltimore and Ohio, by way of the Dayton and Michigan Railway, at Deshler, or via the Toledo and Indianapolis, new road, to Findlay.

Toledo, Ann Arbor and Grand Trunk, with all its varied connections in Canada and the Eastern States.

New York, Chicago and St. Louis (Nickle Plate) by way of four or five lines from here intersecting it.

Receiving channels of communication—

Wabash system of roads and connections, embracing 3,275 miles under one management, to St. Louis, Cairo, and to all Missouri, Kansas, and Nebraska points.

Lake Shore and Michigan Southern, double track, through Michigan and Northern Indiana to Chicago, with all its Michigan and Indiana branches.

Michigan Central, to all points in Central and Northern Michigan.

Flint and Pere Marquette, across Michigan to Saginaw.

Dayton and Michigan, to Dayton, Cincinnati, and Richmond.

Columbus, Hocking Valley and Toledo, to Athens, Gallipolis, and Pomeroy, Ohio, and by the Scioto Valley to Portsmouth, Ohio.

Ohio Central, to West Virginia, and soon to be extended to Newport News, Virginia.

Pennsylvania, to Mansfield.

Toledo and Ann Arbor, to Pontiac.

Toledo, Cincinnati and St. Louis.

Wheeling and Lake Erie, to Marietta, Ohio.

Lake Erie and Western, to Bloomington, Illinois.

Indiana, Bloomington and Western, to Bloomington, Illinois.

Toledo and Indianapolis, air line, to Findlay, Ohio.

Michigan and Ohio, to Allegan, Michigan.

Miami and Erie Canal to Cincinnati.

From this it will be observed that every element essential to substantial growth is here. There is connection by lake and rail with the iron ore districts; with the pine and hard wood districts; with the richest grain producing belts; and as for fuel Toledo is the greatest coal market on the Chain of Lakes, and, during 1883, received the enormous amount of 2,255,628 tons. That these advantages are becoming known is evidenced by her rapid growth as a manufacturing city.

COAL TRADE.

Toledo's development as a coal centre has been little short of marvellous, as will be noted from the following tabulated statement, showing the receipts of coal for the years named therein :

	1877.	1878.	1879.	1880.	1881.	1882.	1883.
	Tons.	Tons.	Tons.	Tons.	Tons.	Tons.	Tons.
Wabash Railway.....					340	51	7,987
L. S. & M. S. R'y.....					63,400	331,408	360,402
Dayton and Michigan.....					21,917	6,826	15,000
Pennsylvania.....					38,977	24,898	24,342
Michigan Central.....					20,746	21,081	31,964
Columbus and Toledo.....					423,581	871,680	1,067,259
T. A. A. & G. T.....					881	207	45
T. C. & St. L.....					1,275	16,400	36,685
Ohio Central.....					95,570	484,654	512,252
Lake.....					43,514	80,345	67,907
W. & L. E.....							121,985
Totals.....	208,816	273,544	401,808	441,212	700,702	1,839,450	2,255,628

LUMBER, ETC.

The receipts of lumber, shingles, lath, and staves during the past three years were as follows :

	1881.	1882.	1883.
Lumber.....	285,174,000	457,405,000	391,425,400
Shingles.....	192,865,000	386,267,000	282,557,000
Lath.....	51,500,000	193,583,000	124,190,000
Staves.....	11,818,000	31,485,000	48,121,000

IRON ORE.

The paralysis of the iron industry that was everywhere noticeable in 1883, had its effect upon the ore receipts, which shows a falling off here as elsewhere :

	1882.	1883.
Receipts by lake and rail.....	51,300 tons.	27,623 tons.

WATER PRIVILEGES.

The T. C. and St. L. Railway has 925 feet of dock front ; the Wabash, 3,070 feet ; the Lake Shore and Michigan Southern, 7,900 feet ; the Dayton and Michigan, 2,600 feet ; the Ohio Central, 3,700 feet ; the Wheeling and Lake Erie, 2,400 feet ; and the Hocking Valley, 1,400 feet. The dock front within the city limits is as follows : West side of the river, 8½ miles ; east side of the river, 7¼ miles ; Swan Creek, both sides, 5½ miles ; Bay, both sides, over one mile. Total, about 22½ miles.

THE GRAIN TRADE.

The grain traffic of Toledo for the year 1883 presents some features of a highly encouraging character, and once more furnish a basis for entire reassurance concerning the city's commercial position, in the sharp contest with competing points. There

are grave and adverse circumstances which have been contended with during the year. Both the wheat and corn crops in the States west and south, and nearest to Toledo market, have proved decidedly deficient, while much of this deficiency, in the aggregate of the crops, has been restored by increased trans-Mississippi production, of which Toledo receives a less proportion than St. Louis. Thus in Ohio, Michigan, Indiana, and Illinois, the wheat crop for 1883 is estimated by the United States Agricultural Department at 101,492,000 bushels, while in 1882 the production, by the same authority, in these States, was estimated at 176,534,000 bushels. The production of corn in the States named, in 1883, is given at 394,378,000 bushels, and in 1882 at 418,311,000 bushels. Notwithstanding this deficiency of production, in the States named, by comparison with 1882, a most gratifying increase in the receipts of each of these cereals is shown.

The annexed table shows the yearly receipts of grain at Toledo during the past twenty-three years:

	Bushels.		Bushels
1861.....	18,706,500	1873.....	35,188,794
1862.....	22,865,491	1874.....	39,304,391
1863.....	14,691,193	1875.....	31,851,727
1864.....	14,108,993	1876.....	31,817,693
1865.....	12,857,250	1877.....	31,330,256
1866.....	12,664,404	1878.....	40,989,837
1867.....	13,131,905	1879.....	43,077,612
1868.....	16,141,960	1880.....	57,078,602
1869.....	18,660,949	1881.....	34,178,019
1870.....	23,714,510	1882.....	80,617,470
1871.....	35,300,220	1883.....	45,482,019
1872.....	35,527,285		

RECEIPTS AND SHIPMENTS.

In this connection, that a better understanding may be had, the following statement of receipts and shipments of grain for 1883 is given.

SUPPLY.

Sources of supply.	Flour, barrels.	Wheat, bushels.	Corn, bushels.	Oats, bushels.	Rye, bushels.	Barley, bushels.
Wabash, St. L. & P. R'y.....	445,275	16,045,169	7,940,679	2,328,201	291,952	1,789
L. S. & M. S. R'y.....	18,771	2,615,733	575,307	20,729	66,838	22,201
C. H. & D. R'y.....	145,105	3,386,838	1,141,129	63,377	27,443	9,640
T. C. & St. L. R'y.....	44,217	1,037,900	881,292	777,460	2,250	7,400
Mich. Central R'y.....		243,603	73,484		17,000	4,000
T. A. A. & G. T. R'y.....	52,805	22,259			680	9,500
Pennsylvania R'y.....	11,899	10,460	1,500	1,035		7,500
C. H. V. & T. R'y.....		39,605	4,900		7,400	
Ohio Central R'y.....	677	418,840	119,381	36,246	2,030	2,583
Miami & Erie Canal.....	970	377,818	47,761	4,050	39,345	2,200
Wheeling & L. E. R'y.....	360	400				
Teams in the street.....		400,000	50,000	40,000	30,000	
Manufactured here.....	280,000					
Lake.....		97,000				118,022
Total.....	1,000,079	24,695,625	10,836,433	3,271,098	484,938	184,835
Flour reduced to wheat.....		4,500,356				
In store January 1, 1883.....		807,595	414,450	271,680	11,509	4,500
Grand total.....		30,003,576	11,249,883	3,542,778	496,447	189,385

DISPOSAL.

Disposal.	Flour, barrels.	Wheat, bushels.	Corn, bushels.	Oats, bushels.	Rye, bushels.	Barley, bushels.
L. S. & M. S. R'y.....	199,939	4,068,857	3,668,890	878,872	15,485	1,296
W. St. L. & P. R'y.....	19,265	85,967	107,922	13,288	85,940	400
C. H. & D. R'y.....	54,250	300,595	153,081	49,927	83,890	112,653
C. H. V. & T. R'y.....	5,500	68,500	27,075	14,250	15,711	500
Mich. Central R'y.....	285,965	6,162,900	3,943,200	1,467,550	72,600	2,500
Lake.....	92,914	10,049,405	2,092,662	92,500	154,947
T. A. A. & G. T. R'y.....	724	69,400	47,500
Wheeling & L. E. R'y.....	9,465	74,351	3,300	1,236	590
Ohio Central R'y.....	100	12,000	15,057	5,300
T. C. & St. L. R'y.....	35,957	16,719	39,654	5,020	1,009
Pennsylvania R'y.....	195,070	876,921	479,299	261,871	26,250
Miami & Erie Canal.....	18,800	4,516	600
City consumption.....	100,000	1,265,000	300,000	250,000	800,000	71,969
Total.....	1,000,079	23,069,315	10,881,545	3,435,394	485,778	189,335
Flour reduced to wheat.....	4,500,356
In store January 1, 1884.....	2,434,900	368,338	107,384	10,674
Grand total.....	30,007,576	11,249,883	3,542,778	496,447	189,335

FLOUR MANUFACTURE.

As a point for the manufacture of flour, Toledo has advantages that are not out-ri-valed by any other. Her system of railways concentrate here all the qualities and quantities of grain needed, and a line of steamers and barges running to Duluth furnish in addition the No. 1 hard Dakota and Minnesota wheat. Her steamers to Buffalo and rail lines to all eastern points furnish cheap facilities for distributing the flour to eastern and southern consumers.

GRAIN STORAGE.

The storage capacity of the grain elevators of Toledo, and capacity to receive and ship daily, are as follows:

	Storage capacity.	Capacity to receive and ship daily.
Wabash No. 1.....	246,000	60,000
Wabash No. 3.....	761,000	80,000
Wabash No. 4.....	1,500,000	300,000
Wabash No. 5.....	1,700,000	500,000
Lake Shore No. 1.....	300,000	60,000
Lake Shore No. 2.....	300,000	60,000
D. & M., A.....	300,000	60,000
D. & M., B.....	1,000,000	300,000
Union Elevator.....	875,000	275,000
T. C. & St. L.....	150,000	40,000
Young & Backus.....	250,000	60,000
C. A. King & Co.....	100,000	50,000
Walbridge.....	175,000	40,000
Totals.....	7,507,000	1,865,000

GROWTH AND POPULATION.

Based upon the reports of the school enumerators, Toledo now has a population of nearly 70,000, and the evidences of rapid growth are such as to convince even the most persistent maligners of the "Maumee country" that an era of prosperity and substantial growth has set in. During 1883 there were built 1,360 new houses, showing an increase of 83 per cent. over the number erected during the preceding year. The best evidence that this growth is healthful, is found in the fact that the real estate demand is more active and the market in better condition generally, than for years.

Names.	No.	Names.	No.
Libraries	2	Manufacturing blocks, 3 stories high..	115
Hotels	33	" " 4 " " "	63
Wholesale dealers.....	276	" " 5 " " "	11
Retail dealers.....	2,871	" " 6 " " "	2
Wholesale and retail dealers.....	325	Offices and tenements, 2 " " "	235
Large manufacturers.....	217	" " 3 " " "	262
Small manufacturers.....	742	" " 4 " " "	118
Blast furnaces.....	5	" " 5 " " "	22
Rolling mills	15	" " 6 " " "	5
Foundries	44	Theaters.....	6
Boiler works.....	12	Base ball grounds	1
Machine shops	57	Roller flinks.....	2
Livery stables	69	Brick yards	31
Large private stables	170	Ship yards	6
Lumber yards.....	47	Vessels at docks.....	163
Planing mills.....	22	Slaughter houses.....	21
Cooper shops	49	Car barns.....	12
Oil works.....	30	Vacant houses.....	608
Passenger depots.....	12	Blocks under construction.....	14
Freight depots.....	11	Houses under construction	290
Manufacturing blocks, 2 stories high..	84		

The favorable position which Cleveland occupies for manufacture and trade is well illustrated in successive annual statistics which show an increased development in every direction. The steadily progressive advancement of all her industries demonstrates the stability of the basis on which they rest. We give in a condensed form the aggregate amounts of some of the leading industries for the year 1882, as gathered by the Board of Trade reports. The returns are in every way creditable to Cleveland as a manufacturing and commercial center, and will bear comparison with those of any city of equal population.

The business of the banks aggregated \$113,287,425 to \$103,243,648 in 1881. The figure for receipts of bituminous coal is 1,422,595 tons; of anthracite, 99,314 tons. Of iron ore 993,048 tons were received at Cleveland and 598,037 at Ashtabula. The pork packing business footed up 165,756 hogs, to 130,425 in 1881. Receipts of flour were 115,440 barrels; shipments, 141,615—a falling off in the former and a decided gain in the latter. Wheat receipts were 2,244,372 bushels; shipments, 1,278,117; gain in receipts, 1,559,712 bushels, in shipments 1,077,407. Corn receipts 857,154 bushels, and shipments, 699,316. Of oats 1,051,592 bushels were received, and 318,154 bushels shipped; barley, 286,400 bushels received, 33,117 shipped; lumber received, 317,810 feet; lath, 34,457; shingles, 112,369. The amount of vessel property registered in the Cuyahoga district is 81,269.79 tons against 75,874.95 tons a year ago, and 12,716.23 tons two years ago. The total amount of tonnage built in the district the past year is 15,628.44 tons. Iron and steel product, \$1,800,000; manufacture and sale of stoves, \$1,350,000; railway equipments, 12,000,000; nuts, bolts, etc., \$2,300,000; machinery, \$42,000,000; manufactures of brass, \$850,000; crude petroleum refined into various products, 7,200,000 barrels; sales of dry goods, \$8,000,000; of groceries, \$8,000,000; paints and varnishes, \$500,000; number barrels made, 4,500,000; fresh fish handled, 600 tons; lumber handled, 200,000,000 feet; tobacco manufactured, 1,800,000 pounds; boots and shoe business, \$3,500,000; electric light business, \$2,000,000; flour manufactured, 325,000 barrels; stock-yards, capacity, 10,000 hogs and 1,000 cattle; hardware business, \$4,000,000; cars and bridges, \$850,000; clothing, woollens and ladies' cloaks, \$1,950,000; millinery and fancy goods, \$3,800,000 to \$4,000,000; paper manufactured, 600 tons; paper handled, 1,200 to 1 500 tons; steel springs, \$350,000; carriages, \$800,000; furniture, \$1,500,000; fertilizers, \$500,000, and an almost endless variety of smaller but no less important industries.

In ship building Cleveland outranks all inland cities, and she finds a market in

Flour.....	\$ 90	Nuts.....	\$402
Glycerine.....	2,950	Oil, lubricating.....	2,587
Glassware.....	8,165	Oil, coal.....	85,080
Grease.....	1,026	Pokes.....	3,353
Horses.....	100	Paint.....	450
Hollow-ware.....	60	Stone, block.....	9,007
Handles, wood.....	2,737	Stone, grind.....	11,415
Hair.....	7	Stone, scythe.....	4,277
Hardware.....	6	Sewing machines.....	3,075
H. H. goods.....	3,178	Soda.....	1,575
Hams.....	13,021	Timber.....	6,300
Iron, malleable.....	120	Wagons.....	580
Iron, merchants.....	161	Wax.....	97
Junk.....	60		
Jowls.....	1,330	Total.....	\$440,354
Merchandise.....	81		

OPERATING AND THE CARE OF ST. MARY'S FALLS CANAL.

The engineer reports that the total number of passages through the canal during the fiscal year was 4,163, with 2,330 lockages; the registered tonnage of vessels passing through was 2,130,180, carrying 23,401 passengers, and 1,874,404 tons of freight; the average duration of lockage throughout the old locks was 40 minutes and through the new lock 35 minutes; average cost of passing a ton registered was 1½ cents, and of a ton of freight about 1.9 cents,

Entered Contraband.

Apples, bbls., 850.....	\$2,868	Lard, tics., 11.....	\$770
Axles, car, 150.....	3,000	Merchandise.....	25,559,500
Alcohol, bbls., 225.....	12,150	Marble, boxes, 1,518.....	151,500
Butter, lbs., 7,820.....	235	Malt, bu., 46,516.....	68,189
Beans, bu., 2,641.....	7,923	Meal, oat, bbls., 5.....	60
Barrels, mt., 12,559.....	12,559	Mineral water, cases, 1,000.....	4,000
Bolts, pall, cords, 238.....	2,980	Oats, bu., 2,016.....	1,047
Copper, tons, 2,224.....	1,128,400	Onions, bbls., 150.....	225
Cattle, 24.....	1,200	Oil, tanners', 30.....	1,620
Corn, bu., 190,088.....	114,042	Plaster, bbls., 5,980.....	5,980
Cheese, box, 883.....	9,001	Pods, bu., 1,185.....	2,150
Cement, bbls., 12,006.....	18,234	Posts, cedar, 56,330.....	28,165
Crackers, bbls., 345.....	1,420	Pickles, bbls., 440.....	5,040
Express, pk'gs., 5,531.....	110,050	Pump, tons, 650.....	39,000
Flour, bbls., 2,705.....	16,220	Plumos.....	3,000
Fish, fresh, bbls., 6,807.....	35,365	Potatoes, bu., 11,215.....	11,215
Fish, salt, pk'gs., 6,792.....	33,960	Paper.....	1,415
Fertilizer, bbls., 5,400.....	21,960	Posts, telegraph, 1,800.....	2,250
Fruit, pk'gs., 500.....	1,788	Rags, bales, 74.....	1,280
Gypsum, tons, 131.....	262	Salt, bbls., 75,796.....	94,749
Grease, bbls., 50.....	50	Stone, lime, cords, 19,490.....	13,513
Hardware, pk'gs., 280.....	11,200	Stone, paving, cords, 5,977.....	48,873
Household goods, lots, 44.....	44,000	Stone, grind, tons, 2,450.....	29,400
Hams, tics., 1,101.....	49,545	Shingles, M., 112,499.....	57,107
Heading.....	3,000	Stones, scythe, boxes, 2,080.....	5,978
Hay, tons, 10.....	170	Sugar, bbls., 1,075.....	2,780
Horse shoes, kegs, 3,130.....	15,650	Syrup, bbls., 355.....	10,650
Horses, 44.....	4,400	Teeds, bu., 7,900.....	3,000
Hoops, M., 35.....	3,000	Stoves, 820.....	29,700
Iron nuts, tons, 165.....	9,900	Soda ash.....	2,400
Iron ore, tons, 1,677,171.....	15,094,539	Soap, boxes, 291.....	2,873
Iron, pig, tons, 34,911.....	942,367	Sulphur, tons, 1,191.....	49,775
Iron, bloom, tons, 2,030.....	91,350	Staves, thousands, 922.....	18,440
Iron, scrap, tons, 1,257.....	38,010	Railroad ties, 50,280.....	25,143
Iron, railroad, tons, 1,112.....	61,160	Wheat, bu., 183,884.....	183,884
Ice, tons, 3,750.....	11,250	Wood, cords, 180.....	450
Junk, tons, 7.....	280	Wagons, 18.....	1,800
Lumber, M., 317,810.....	9,534,900		
Lath, M., 34,457.....	8,183	Total.....	\$54,000,000
Liquors.....	975		

Entered Foreign.

Books.....	\$7,685	Cotton, manufactures of.....	\$50,335
Barley, bushels, 85,586.....	68,476	China-ware.....	1,230
Basket ware.....	757	Caustic soda.....	3,000
Beans.....	48	Chain.....	961
Brushes.....	2,856	Cigars.....	240
Beads.....	773	Chocolate.....	302
Bronzes.....	640	Currants.....	167
Bolts, pall.....	911	Copper coins.....	6
Cutlery.....	720	Combs.....	

SHIP BUILDING.

Cleveland has five ship yards, one iron ship works, and four ship chandlers and sail makers. The reputation of Cleveland ship yards for all classes of sail and steam vessels stands very high. Many of the sailing vessels built here have been sold for use on the Atlantic Ocean, and several now in European waters have crossed the Atlantic several times. Ship building has an advantage here, not only in the access to a good timber supply, but in the supply of iron plates, which are made here. Not many years will elapse before a large per cent. of the present small wooden lake vessels will be out of service from sheer decay; their places will be taken by large vessels, made of iron. Ship building was quite active during the past year. Two iron vessels were launched, one of 2,164 tons; the other of 2,400 tons. Three propellers were launched, of 1,924, 1,508, and 1,189 tons, respectively. In addition to these, quite a fleet of schooners and tugs have been launched from the Cleveland yards. The amount of vessel property registered in the Cuyahoga district is 81,269.79 tons against 75,874.95 tons a year ago, and 12,716.23 tons two years ago. The gain is steady and healthful.

THE LUMBER TRADE.

Cleveland is the second or third city as a distributing point for lumber. The nearness to the great pine districts of Michigan, lying almost directly upon the lakes, the facilities for transporting it by water direct from the forests and the mills, and the large inland trade to the east, south, and west of the city, make it an important distributing point. There are twenty-six lumber yards in the city, employing about three million dollars capital in the local business, beside some of the dealers having large interests in timber and mills in Michigan, and owning their vessels for transportation.

The quantity handled in 1882 reached 200,000,000 feet, about the same as the previous year; but the aggregate prices realized were less. The following table shows the receipts in thousands for the Cuyahoga district, as obtained from the report of the Collector:

	Lumber.	Lath.	Shingles.
1870.....	158,868	63,173	108,002
1871.....	220,584	47,711	115,819
1872.....	191,079	91,922	70,097
1873.....	192,448	28,765	81,917
1874.....	167,768	41,538	78,691
1875.....	140,880	3,510	78,945
1876.....	102,601	34,318	73,865
1877.....	154,140	140,498	112,280
1878.....	119,810	31,769	105,205
1879.....	208,880	21,081	128,112
1880.....	231,550	19,461	98,797
1881.....	221,140	29,287	112,142
1882.....	317,810	34,457	112,889

The amount of lumber on hand April 1, 1883, was 90,000,000 feet. The great spring freshet reached nearly all the yards on the flats. The damage in Cleveland is roughly estimated at not less than \$1,000,000. About 20,000,000 feet of lumber and from 10,000,000 to 15,000,000 shingles were washed out of the lumber yards, but much of it was recovered.

The total product of lumber in Michigan in 1881 was about 4,000,000,000 feet. This was sawed lumber, exclusive of shingles, lath, staves, hewed lumber and hard wood worth several millions. The total value of the forest products last year was over \$60,000,000, and the capital invested in the business was about \$110,000,000, not including the investment in pine lands, amounting to many millions. The business employed 21,000 men in saw-mills, at \$2 a day, and 35,000 men in the forest camps, logging, etc., at \$1.75 a day, making the total yearly wages over \$17,000,000. For the wages of men employed in transporting this lumber, \$4,000,000 more should be added, together with \$6,000,000 paid to farmers for food for the men and beasts employed, and \$4,000,000 for the wages of mechanics. The lumber product of Wisconsin and Minnesota was about equal to that of Michigan, and these three States furnished about one-third of the total of the United States.

It is estimated that there are 18,000,000,000 feet of white pine now standing in the Lower Peninsula of Michigan, while in the Upper Peninsula there are probably not less than 5,000,000,000 feet. Also, an estimated amount of 575,500,000 cords of hard wood is distributed over some 20,000,000 acres. Of this, about twenty per cent. is suitable for lumber and cooperage stock.

Cleveland market for lumber is quoted all over the country. The local rates, prices for July, 1883, are given as follows:

PLANK—MIXED WIDTHS, 1 1/4 AND 1 1/2 INCH.					
A 1 and 2.....\$50 00	A 3.....\$40 00	B.....\$32 00	C.....\$21 00	D.....\$14 00	E.....\$12 00
2-IN., 12, 14 AND 16 FT., TOGETHER.					
A 1 and 2.....\$48 00	A 3.....\$40 00	B.....\$32 00	C.....\$21 00	D.....\$14 00	E.....\$13 00
BOARDS—1 IN., MIXED WIDTHS.					
A 1 and 2.....\$45 00	A 3.....\$36 00	B.....\$30 00	C.....\$20 00	D.....\$15 00	E.....\$12 00
STOCK BOARDS—12 IN.					
A 1 and 2.....\$45 00	A 3.....\$36 00	B.....\$35 00	C.....\$20 00	D.....\$15 00	E.....\$12 00
STRIPS—6 IN.					
A 1 and 2.....\$42 00	A 3.....\$.....	B.....\$35 00	C.....\$22 00	D.....\$17 00	E.....\$12 00
FLOORING, SIDING AND CEILING.					
Matched flooring.....	A 3, \$42 00;	B, \$38 00;	C, \$24 00;	D, \$20 00	
Matched drop siding, 6 in.....	A 3, \$42 00;	B, \$38 00;	C, \$24 00;	D, \$18 00	
1/2 in. bevel siding.....	A 1 and 2, \$24 00;	A 3, \$20 00;	B, \$18 00		
Beaded ceiling, \$2 higher than flooring.					
BILLSTUFF.					
Small joist, 12, 14 and 16 ft.....	\$	18 00			
18 ft.....		18 00	@	14 00	
Small timber, 12, 14, 16, 18 ft.....		14 00			
Larger than 8x8, special. Long timber, 20 ft. and over, add about \$1 per ft. to the price of short.					
SHINGLES, LATH AND MILL WORK.					
Shingles, XXX, 18 in.....	\$	4 25			
Cleats or clear butts.....	2 50	@	3 00		
S, 1 S, \$1 00; S, 2 S.....		1 50			
Lath.....		2,75			
Matching, flooring and drop siding.....	2 00	@	2 50		

COAL.

No one business interest has contributed so largely to the wealth and prosperity of Cleveland as coal. The abundant supply of coal, as a fuel, in connection with the no less abundant supply of iron and crude petroleum, all so accessible to Cleveland, constitute the basis of our manufacturing operations. Cleveland is the most convenient of any one market and shipping point via the great lakes, east and west, for the coal mined in Ohio and the northwestern part of Pennsylvania. The exact

figures for receipts of bituminous coal in 1882, are 1,422,595 tons; of anthracite coal, 90,314 tons. There were also 69,906 tons of Connellsville coke received at this city this last year.

The total receipts of coal at Cleveland, from 1828 to 1852, amounted to 662,862 tons, having increased from thirty tons in 1828 to 137,926 tons in 1852. We have no details from that date until 1865, but the following will serve to show the growth of the trade:

Year.	Tons.	Year.	Tons.
1865.....	465,550	1874.....	1,215,338
1866.....	583,407	1875.....	1,414,124
1867.....	668,026	1876.....	1,250,531
1868.....	759,104	1877.....	1,366,345
1869.....	922,757	1878.....	1,310,838
1870.....	984,600	1879.....	1,576,807
1871.....	1,165,910	1880.....	1,750,000
1872.....	1,348,100	1881.....	1,922,595
1873.....	1,390,212	1882.....	1,922,595

The receipts for 1882 are divided as follows:

Bituminous coal by rail.....	1,422,595 tons.
Bituminous coal by canal.....	150,000 tons.
Bituminous coal at Newburgh (18th ward).....	350,000 tons.
	<hr/>
	1,922,595 tons.
Anthracite coal received.....	90,314 tons.

Lake shipments of bituminous coal:

	1878.	1879.	1880.	1881.	1882.
To ports in British Provinces.....	61,869	46,174	60,527	31,497	50,000
To domestic ports.....	397,412	590,610	654,558	828,110	900,000

The wholesale average prices of some of the bituminous coals have been: Carbon Hill, and Monday Creek, \$2.65; Massillon, \$2.75 to \$2.85; Brier Hill, \$3.25 to \$3.75; Salineville, \$2.25; Tuscarawas, \$2.25.

COAL OIL AND ITS PRODUCTS.

The Standard Oil Company, with its headquarters in Cleveland, control in a large measure the production, price and transportation of coal oil.

The Cleveland petroleum market, which is reported all over the country, reports July 1, 1883:

Refined oil in car lots.	Per gallon.	Refined oil in car lots.	Per gallon.
Standard White, 112 degrees.....	7 1/4 cents.	Water White.....	11 cents.
Prime White, 150 degrees.....	9 "	Indiana State Test.....	9 "
Water White.....	11 "	Water White.....	11 "
Headlight, 175 degrees.....	11 "	Michigan State Test.....	12 1/4 "
Wisconsin State Test.....	10 3/4 "	Water White.....	12 1/4 "
Water White.....	10 3/4 "	Minnesota State Test.....	9 "
Ohio State Test.....	9 "	Water White.....	11 "

Five barrels and under, 2 1/2 cents above car prices; 10 barrels and under, 2 cents; 20 barrels and under, 1 cent. The quotations on car lots are for cash; 15 days time 1/2 cent is added.

In addition to the extensive works of the Standard Oil Company, there are in this city forty-four different manufactories for refining oil and its products; several of them make gasoline and naphtha.

Gasoline is one of the light products of petroleum. Every 100 barrels of crude coal oil, as it is pumped out or flows from the wells, contains about fifteen barrels of gasoline or naphtha. In the process of refining this oil the gasoline is separated from the rest and is re-distilled and refined, and is then called refined "naphtha," "benzine," "burning fluid" and "gasoline," according to the gravity it bears. Naphtha has from 62° to 72° gravity. It is used largely by painters as a solvent and for the dilution of paints. Gasoline must be above 70° gravity, and is used largely in vapor stoves for heating purposes, and the lighting of street lamps. A high test gasoline,

86° to 90°, is used in gas machines for illuminating. There are four manufactories of gasoline and naphtha in Cleveland, making a product of 200,000 barrels, with aggregate sales of about one million dollars, employing seventy-five men. One of these is the largest refiner and distiller of these products in the United States. They were among the first who initiated the separation of the different gravities of gasoline and naphtha by distillation, defined their proper uses, and established their mercantile values. Their products are chymogene, in demand for refrigerating purposes, rhigoline, used by surgeons as a local anæsthetic, gasoline of high gravity for making gas in machines and vapor lamps, and also largely used as fuel for stoves and boilers, and deodorized naphtha, extensively used by painters, and in various kinds of manufactures, each of these grades being specially prepared for the particular purpose for which it may be required.

IRON ORES.

There is no place in the country where the quantity and variety of iron ores equals this city. There were about 200,000 tons of various ores in stock on the Cleveland dock at the close of navigation last fall. The following are the lake receipts at Cleveland and Ashtabula for the years named:

	Cleveland.	Ashtabula.
1882	998,048	598,037
1881	828,419	377,976
1880	758,983	398,594
1879	525,402	222,030
1878	509,332	195,254
1877	505,974	218,145
1876	111,288	177,648
1875	245,801	115,680
1874	456,682	79,216
1873	674,324	15,112
1872	622,059	
1871	395,721	
1870	581,461	

The consumption of iron ores in the country last year was 8,000,000 tons, and there were imported 782,000 tons, which is about an eighth of the consumption. Lake Champlain can produce 3,000,000 tons annually; New York State other than Lake Champlain 1,000,000 tons; Southwest Virginia and New Jersey sufficient for all the mills, and the Lake Superior country alone can produce enough for the United States for a hundred years to come.

The following table shows the importations of iron ores in 1881 and 1882:

Customs Districts.	1881—Tons.	1882—Tons.
Baltimore, Md.	238,399	247,010
Boston and Charleston, Mass.	2,103	2,260
Buffalo Creek, N. Y.	5,567	644
Cape Vincent, N. Y.	158	
Cuyahoga, Ohio	13,611	8,351
Detroit, Mich.	268	567
Genesee, N. Y.	8,233	6,309
Huron, Mich.	254	274
New York, N. Y.	195,786	134,708
Oswegatchie, N. Y.	7,133	275
Oswego, N. Y.	4,773	28,065
Perth Amboy, N. Y.	12,915	13,671
Philadelphia, Pa.	130,874	137,553
Puget Sound, Wash.	1,000	500
Total	621,073	580,207

The Spanish ores, composing the largest portion of the importations, are now entered for duty, at the average of 7 per cent. paying a 20 per cent. *ad valorem* about 35 cents per ton.

In Spain wages are from 35 to 60 cents per day, and ore costs on board \$1.20. In America wages are from \$1.50 to \$2.25; it costs to mine a ton of ore from \$2.50 to \$2.80; to get it on board a boat or cars, \$1.50, making a total cost of over \$4.00.

Prices for first-class or fancy ores have fallen from \$10.00 a ton at Cleveland last year to \$8.00 this year, and from the next quality of ores from \$9.00 last year to \$7.00 and \$6.50 this year.

The following are the market reports in Cleveland for August, 1883 :

No. 1 Specular and Magnetic Bessemer ores	\$6 50@7 50
No. 1 specular non-Bessemer ores	6 25@6 30
Bessemer Hematites.....	5 00@5 50
Non-Bessemer Hematites.....	4 50@5 00
Menominee Range Bessemer.....	5 50@6
Menominee Range non-Bessemer	4 25@5

PIG IRON.

The consumption and sale of pig iron in Cleveland is very large. The supply is largely from Lake Superior and the Mahoning Valley, besides there are six blast furnaces in the city. Five of them belong to the Cleveland Rolling Mill Company, with a capacity of making 450 tons of pig metal per day, requiring 700 tons of iron ore and 550 tons of coal and coke per day. The other blast furnace is owned by the Union Furnace Company, with a capacity of 80 tons of pig metal per day. The business of manufacturing pig iron is somewhat depressed this year, quite a number of furnaces going out of blast for want of a paying demand for the metal.

COPPER.

Cleveland has large interests in the copper mines of Lake Superior, and with its facilities for receiving, shipping, and handling copper ores, it makes the Lake Superior copper district contributory to its business. The copper district of Lake Superior embraces the counties of Houghton, Keweenaw, Ontonagon, and Isle Royal.

The following table shows the product (refined copper) of the Lake Superior copper mines for each year since 1872, together with the approximating value:

Years.	Tons.	Value.
1872	12,276	\$7,979,400
1873	15,045	8,728,100
1874	17,169	8,009,56
1875	19,019	8,180,26
1876	19,135	7,969,40
1877	19, 13	7, 27, 98
1878	20,815	6,920,50
1879	21,425	7, 27, 50
1880	24,989	9,977,673
1881	27,274	9,655,821
1882	28,191	10,498,829
Total	256,820	\$163,037,796

The product of the whole country, commencing with the year 1872, when the production of copper in the United States was 28,000,000 pounds, it has risen to 88,000,000

pounds in the year 1882. Over the eleven years the quantities produced follows:

Year.	Pounds.	Year.
1872.....	23,000,000	1878.....
1873.....	31,000,000	1879.....
1874.....	34,000,000	1880.....
1875.....	37,000,000	1881.....
1876.....	40,000,000	1882.....
1877.....	42,000,000	

The consumption of copper in the United States in 1872 was 34,000,000 pounds the quantity went on increasing until last year, when the consumption was 77, pounds. At first it was necessary to import copper, but almost nothing had done in that direction for several years. The great increase in consumption commenced in 1880, when it reached 62,000,000 pounds, as against 34,000,000 pounds in 1872. This was due to the development of electric lighting business—62, pounds in 1880, 63,000,000 pounds in 1881, and 77,000,000 pounds in 1882 average price in 1872 was 35 cents per pound, and taking the following year averages ranged as follows: 27, 22½, 22, 20, 18, 16, 18½, 20, 17½, and the last year cents. The highest price last year was 20½ cents, and the lowest 17½ cents per pound. The present quotations are about 16 cents for Lake Superior ingots.

IMPORTS AND EXPORTS.

The following is the total imports of Cleveland from July 1, 1882, to July 1 by railroads and the lake. The receipts are gathered under the direction of the tary, and daily recorded at the Board of Trade rooms:

IMPORTS.

Bacon and other cut meats, pounds	2,314,800	Iron—Ore, net tons	
Bolts, nuts, rivets, washers, etc.	4,168	" Pig, " "	
Butter, pounds	8,315,700	Car axles, net tons	
Cattle, live, number	34,472	Lard, pounds	
Cement, barrels	11,207	Lime, barrels	
Cheese, boxes	40,894	Lumber—Boards, etc., M	
Coal—Anthracite, net tons	98,279	Shingles, M	
Bituminous, " "	1,382,579	Lath, M	
Coke, net tons	103,454	Mill feed, bran, etc., tons	
Coffee, pounds	39,995	Nails, kegs	
Eggs, cases	33,302	Oil—Petroleum, crude, barrels	
Fish, boxes	23,637	Petroleum, refined, naphtha,	
Flour, barrels	108,456	etc., barrels	
Corn meal, barrels	75	Lard, barrels	
Oat " "	2,628	Linseed, barrels	
Buckwheat, bags	16,199	Peanuts, bags	
Fruit—Apples, green, barrels	17,608	Pelts, pounds	
Apples, dried, packages	742	Plaster, barrels	
Peaches, " "	109	Pork, barrels	
Oranges and lemons, boxes	19,172	Rails—Iron, net tons	
Grain—Barley, bushels	263,976	Steel, " "	
Corn, " "	1,026,689	Rags and paper stock, tons	
Oats, " "	864,800	Salt, barrels	
Rye, " "	9,399	Salt, bushels	
Wheat, " "	2,458,043	Staves and heading, cars	
Hay and straw, car loads	250	Seeds—Clover, bags	
Hides, pounds	2,568,400	Timothy, bags	
Hogs, live, number	153,649	Flax, bushels	
Hogs, dressed, number	9,514	Sugar, pounds	15
Iron—Bars, hoops, sheets, etc., net		Tallow, pounds	1
tons	614,627	Vegetables—Beans, bushels	
Blooms, billets, etc., net tons	33,511	Peas, " "	
Ingots, net tons	1,631	Potatoes, " "	
Muck bar, net tons	8,145	Onions, " "	
Scrap, " "	47,192	Wool, pounds	
Speigel, " "	7,688	Wire, tons	
Splices, links, etc., net tons	2,190		

The exports of Cleveland, by lake and rail, from July 1, 1882, to July 1, 1883, are as follows. The record of these goods is made each day as they are sent out by the Secretary of the Board of Trade:

EXPORTS.

Bacon and other cut meats, pounds	6,794,600	Iron—Ore, net tons	665,188
Bolts, nuts, rivets, washers, etc	15,385	Pig, " "	22,128
Butter, pounds	547,400	Castles, net tons	4,714
Cattle, live, number	815	Lard, pounds	4,008,000
Cement, barrels	19,440	Lime, barrels	74,584
Cheese, boxes	28,284	Lumber—Boards, etc, M	109,209
Coal—Anthracite, net tons	70,523	Shingles, M	26,337
Bituminous, " "	396,608	Lath, M	25,689
Coke	1,629	Mill feed, bran, etc, tons	7,049
Coffee, pounds	2,741,000	Nails, kegs	154,043
Eggs, packages	4,525	Oil—Petroleum, crude, barrels	23,655
Fish, packages	81,538	Petroleum, refined, naphtha,	
Flour, barrels	199,807	etc, barrels	16,393,305
Corn meal, barrels	1,845	Lard, barrels	11,061
Oat meal, barrels	2,496	Linseed, barrels	5,298
Buckwheat, packages	778	Peanuts, bags	3,935
Fruit—Apples, green, barrels	11,508	Pelts, pounds	197,100
Apples, dried, packages	584	Plaster, barrels	6,117
Peaches, " "	243	Pork, barrels	13,393
Oranges and lemons, boxes	42,817	Rails—Iron, net tons	22,554
Grain—Barley, bushels	29,215	Steel, " "	30,759
Corn, " "	5,049,480	Rags and paper stock, tons	5,434
Oats, " "	210,933	Salt, barrels	37,439
Rye, " "	3,088	Salt, bushels	13,570
Wheat, " "	1,234,482	Staves and heading, cars	285
Hay and straw, cars	44	Seeds—Clover, bags	7,395
Hides, pounds	5,667,100	Timothy, bags	4,269
Hogs, live, number	80,623	Flax, bushels	2,400
Hogs, dressed, number	206	Shoddy, cases	1,282
Iron—Bars, hoops, sheets, etc, net		Sugar, pounds	9,339,000
tons	59,125	Tallow, " "	5,733,000
Blooms, net tons	5,017	Vegetables—Beans, bushels	3,692
Ingots, " "	8,540	Peas, " "	9,450
Muck bar, " "	318	Potatoes, " "	494,180
Scrap, " "	13,485	Onions, " "	92,308
Speigel, " "	65	Wool, pounds	1,195,300
Splices, links, etc, net tons	11,776	Wire, tons	17,210

CINCINNATI.

[Prepared by Sinden D. Maxwell, Superintendent Cincinnati Chamber of Commerce]

GENERAL REVIEW OF COMMERCE AND MANUFACTURES

The general aspects of the business of the year 1882-83 have not been for the most part a period of distress, but one distinguished by great shrinkage in the value of securities and commodities. The depreciation in value, in the latter part of the year, and at the close seemed in most cases to have culminated. In some commodities the lowest prices which have prevailed in a long period were reached. There was scarcely an exception to the decline, and it is a noticeable circumstance that the whole proceeded without a panic, and without an extraordinary number of failures, this city especially having been more or less exempt from serious reverses of this nature. The period has been exceptional in that when great depreciation ordinarily takes place in commodities, it has been preceded by some financial crash that has startled the whole body of commerce, impairing confidence and damaging credit by one unexpected blow, and, in view of the war, by the prevalence of general doubt concerning the safety of the money of the country, thus preparing the way for shrinkage in values undervalued and undervalued. In the present case, the shrinkage has proceeded without any extraordinary visitation, it in general has been apparently a steady tendency to a lower plane of values, as well as in the kinds of securities, as in the products of our industries; and it is a peculiar feature of the time, which has been witnessed once before since the inauguration of the banking system, that the money of the country, supported as it is by the creation of paper money, is, in the minds of the public, safer than any other class of credits. The securities of railroads have been more or less impaired in value, it is not that the usefulness of railroad property to the country has not been seriously impaired. Though the revenue of the roads may be temporarily reduced, the capacity of the roads continues undisturbed, the roads remaining the great arteries in the trade of the country continues to pulsate with vigor and healthfulness.

The number of steamboats which have arrived and departed has been about the same as in the previous year, and yet this is without special significance, since it is principally traceable to the discontinuance of one or two local packets, which made frequent trips, the work of which is now done by other vessels running over the same lines. The number of vessels plying between this and other ports exhibits a slight increase, and the aggregate tonnage shows very little falling off. The year has not been favorable, because of active competition and consequent low rates of freight, but it is an encouraging aspect of affairs that the year commences with increased facilities for doing business, and with the hope that the coming season may bring a better return to the owners of such property.

It is worthy of notice that recently there has been a marked increase in the facilities, the capital of our national banks having increased, in

\$1,000,000, and in three years \$5,000,000, and the banking capital of Cincinnati, Covington, and Newport combined, having reached, in the past year, \$12,821,000. Whether this be taken as the measure of absolute pressure for more money on the part of those who are, to some extent, dependent on other for capital to prosecute business, or a disposition of those having money to stimulate the commercial and industrial work of the city, it is equally an enlargement of our facilities. The visitation of the great flood in February, 1883, unprecedented in its height since the settlement of the country, practically suspended business for a week or ten days, most of the business houses and manufactories in the lower part of the city having been invaded by the water, and the attention of our population having been given to the saving of life and property, and to the relief of the hungry and homeless. This, however, was only a temporary matter, inasmuch as soon as the water had subsided, business rapidly resumed its usual channels, so that in a few days there was little remaining to mark the extraordinary circumstance, save the high water-marks in the buildings which had been submerged, and which, serious as it was at the time, embraced a very small part of the entire area of the city.

The year has been distinguished by an unusual amount of building, especially in the erection of substantial edifices, some of them being the most expensive improvements ever made in Cincinnati. The year had added to the city splendid business houses and an unusual number of edifices, known as flats, for the accommodation of the better class who desire to avoid the responsibility of independent establishments. Renewed interest, too, has been awakened in some of the suburbs, where the number of houses has materially increased. A larger amount of money has doubtless gone into building than ever before in our history in a similar period. Renewed activity has been witnessed in real estate, which has exhibited considerable increase in value, especially in good business property, which has commanded much attention and felt the stimulation more than any other kind of such property. The year as a whole, however, has been characterized by features which were unfavorable. Coupled with a general disposition to get down to a lower plane of values in nearly everything, save in real estate, was the agitation incident to the change in both the internal revenue laws and in the tariff, the uncertainty and doubt preceding the change, and the inability to fully weigh the consequences of the latter even after it had been affected.

The year, in general, closed in the midst of general depression in business circles in the whole county, and without any indication of an early change, Cincinnati, perhaps, feeling the effects of the unfavorable condition as little as any city in the country. It may be remarked, too, of Cincinnati, that among all the cities of the country no one has larger recuperative power. Whatever the diminished business in the country generally may be traceable to, this city so largely rests on her own resources, which are ample to meet all emergencies, that the capacity of her business agencies for usefulness is never impaired. These agencies may not have full employment, but they stand ready, now more than ever, by lower rates of taxation than for many years, to avail themselves of the first indications of returning demand.

To the various industries of the city the early period of the year brought large activity; our manufacturers generally, in the first half, having been running to full capacity, and almost uniformly reporting favorable conditions, many, however, complaining of heavy competition and a consequent narrowing of profits. In the closing months there was, however, a very noticeable falling off in the demands for

many manufactured articles, and a growing apprehension of something happening that nobody could exactly define. This was followed by a general abatement in our industrial activity, and by a feeling of conservatism which moved men to await the development of events. It may, however, be said, that our manufacturers, generally, have remained in sound condition. They have exhibited the same inherent strength which has distinguished them in other periods of dullness or trial, and have preserved a capacity for active work which will avail itself of the first signs of recuperation. There is among the manufacturers of Cincinnati a large reserve force, the consciousness of which saves them from demoralization on the one hand, and preserves all their working forces for active operation at the suitable time on the other. Their ability to endure is never exhausted and their capacity for efficient work is never impaired. It is an encouraging feature of the year that a larger interest has been awakened in the establishment here of more extensive cotton manufactures than we have hitherto enjoyed, the importance of which has frequently been urged in these reports. In the calendar year of 1882, according to the figures of J. F. Blackburn, Esq., Secretary of the Board of Trade and Transportation, the manufactures of the city aggregated in value \$194,572,536, in comparison with \$186,329,687 in 1881, exhibiting an increase of \$8,242,849. To produce these results in Cincinnati, there were engaged in 1882, 5,518 establishments, cash capital amounting to \$77,624,359, real estate occupied valued at \$43,767,681, and hands numbering 90,523, in comparison with 5,335 establishments, cash capital aggregating \$72,916,171, real estate valued at \$41,283,135, and hands numbering 86,293, in the previous year. The calendar year of 1883 will, doubtless, show reduction in production, at least in some departments, but it is noticeable that, prior to the shadows which began to stretch across the commercial horizon in the summer of 1883, our manufacturers, generally, were very actively employed. The results in the fiscal year of the government, ending June 30, 1883, would, no doubt, make the largest showing this city has ever made. This activity, too, was not confined to any one class of manufactures. Aside from whisky and tobacco, which were mainly disturbed by pending legislation in Congress, there was scarcely an important industry that did not show increase, and in some instances this development was very pronounced. It is proper that this should be remarked, inasmuch as it may be taken as a fair measure of our industrial capabilities, when conditions are generally favorable in the whole country. There is one aspect of the business situation which, more than ever before, urges itself on public attention, and that is, that the city's future prosperity is to be found in its industrial development, more than in its commercial growth. This condition of things comes from the very nature of the case, over which enterprise and ambition, however exalted, exercise no permanent control. Situated in the midst of population, convenient to raw materials, with admirable facilities for distribution, both by rail and river, with a large industrial population, now numbering, in those actually employed, nearly one hundred thousand persons, with the prestige of a great manufacturing center, and with production generally in the hands of those who are not only thoroughly familiar with the work, but who have ample capital and credit to meet every emergency, there are found conditions which are favorable to continued growth. With the increasing demands of the time, and a steady enlargement of the domain of American enterprise among the nations of the earth, there appears no limit to the development of this city in this direction, save what may be placed upon it by our own people. If the possibilities of the situation are fully comprehended, so that all the expenses of

doing business shall be reduced to the minimum, thus encouraging the enlargement of our facilities for production to the maximum, it requires no prophetic vision to see here in the future one of the great industrial cities of the world. This, however, means not merely that, with ample material and people whose needs we may supply through convenient facilities, we shall have intelligent and skilled and ambitious manufacturers, but that the public, in its intercourse with them, shall give them all that is needed for the accomplishment of the great work which has been confided to them. They must have low taxes, cheap freights, and, as nearly as possible, railroad facilities to their very doors. These are not conditions which can be ignored with impunity. They come from the pressure of competitive influences which are more powerful than established business society, and which can not be resisted, without, first, a loss of vigor, and, eventually, decadence, nor embraced without entering a field which will so steadily and healthfully ripen into an abundant harvest, that the past will prove but the earlier sheaves.

The year to the grain business of the city does not make a favorable showing. An unsatisfactory corn crop as to quality, reduced requirements of the distilleries, both here and in Kentucky, and a diminished demand for both corn and oats from the South, because of the unprecedented grain and grass crops in that section, all combined to materially reduce the aggregate receipts. The net receipts, however, of barley, oats, rye, and wheat, each, were larger than in the preceding year, and the aggregate net receipts of all kinds exhibited little decrease, having been 8,964,128 bushels, in comparison with 8,992,039 in 1881-82. The aggregate receipts of all kinds of grain were 12,992,576 bushels, with an approximate aggregate value of \$8,950,066, in comparison with 17,346,894 bushels, and a value of \$15,361,741 in 1881-82, and 15,564,082 bushels, and a value of \$10,420,630 in the years 1880-81. The shipments aggregated 4,028,448 bushels, with an approximate value of \$3,311,851, in comparison with 8,354,855 bushels, with a value of \$8,044,004 in 1881-82, and 5,856,920 bushels, with a value of \$4,295,254 in 1880-81. Though there was a considerable reduction in the receipts of wheat in the commercial year, the receipts of the crop year, commencing about the middle of June, show a very marked increase, having aggregated 5,236,729 bushels, in comparison with 1,945,863 in 1881-82, and make the largest showing in the history of the city, measured by the crop year. If to these figures, as to receipts and shipments, were added the through shipments, it would show the total inward movement of all kinds of grain, in 1882-83, to have been 15,840,051 bushels, in comparison with 19,152,119 in 1881-82, and the outward movement 6,875,923 bushels, compared with 10,160,080.

Though there was a considerable increase in the number of hogs killed at Cincinnati, in the season of 1882-83, the outward movement, because of diminished receipts varied little from the preceding year, the entire shipments of the hog product having aggregated 118,412,089 pounds, with an approximate value of \$12,598,083, in comparison with 120,485,825 pounds, and a value of \$12,989,846 in 1881-82. The receipts aggregated 39,898,520 pounds, with an approximate value of \$3,906,249, in comparison with 57,140,294 pounds, and a value of \$5,597,835. The whole number of hogs packed in the winter season of 1882-83 was 425,400 head, at an aggregate cost of \$7,551,590, compared with 384,878 head, and a cost of \$5,337,336 in 1881-82. The year, in the main, was an unfavorable one to packers, who, after the first of May, had to contend with a steadily declining market.

The production of distilled spirits in Cincinnati and adjoining cities shows a considerable falling off, largely owing to the operation of the Western Export Act for the regulation of this matter. The total quantity produced in 1882-83 was 12,634,501.04 proof gallons, compared with 15,116,593.75 in 1881-82. The production here and receipts from points beyond our own distilleries aggregated, approximately 22,725,351.04 proof gallons, with an approximate value of \$28,069,227, compared with 24,433,253.75 gallons, and a value of \$30,972,341 in 1881-82. While both production and receipts exhibit a considerable falling off, the shipments from the city, both in quantity and value, fall little behind the previous year, the total quantity of spirits shipped, including alcohol, having been the equivalent of 493,157 barrels, with an approximate value of \$28,245,383, in comparison with 496,430 barrels, and a value of \$28,945,798 in the preceding year.

The pig iron business of the city continues to show a wholesome increase. The aggregate sales from first hands in 1882-83, including iron sold for direct shipment from the furnaces to points of consumption, having aggregated 417,635 tons, with an approximate value of \$10,703,985, in comparison with 386,510 tons, and a value of \$10,996,209, the slightly diminished aggregate value being traceable to the lower price which prevailed throughout the year. The business of the city fourteen years ago aggregated but \$1,767,000. While the aggregate business transacted thus shows an increase, the actual receipts at this city were less than in the previous year, having aggregated 144,587 tons, compared with 156,340 in 1881-82. The actual shipments from 1882-83 were 106,819 tons, in comparison with 100,983 in the previous year, and 100,000 tons twenty-two years ago. In manufactured iron the year has been marked by depression and a steady gravitation to lower prices. Though the period has been distinguished by large consumption, more iron has been pressing on the market than was warranted by the wants of the country, thus placing the mills constantly at a disadvantage. While the fall and winter brought a good trade to the stove manufacturers, the latter half of the year was characterized by a very conservative demand among both manufacturers and dealers, accompanied by diminished production and slightly lower prices. The year to the manufacturers of nails was measurably satisfactory, because of the uniform methods resorted to for the lessening of production when it became desirable. The receipts at this city were 514,467 kegs, in comparison with 536,122 in 1881-82.

The year, in general, makes a favorable exhibit for the wholesale grocery business of the city, although the latter half of the period was somewhat affected by the general want of faith among commercial classes, and was marked by caution on the part of buyers, who seemed disposed to purchase little beyond immediate wants. The large crop of sugar in Louisiana was favorable to liberal receipts of both sugar and molasses, the direct consignments from plantations, showing an encouraging increase. The business in teas and the scope of their distribution varied little from the previous year. The receipts of coffee aggregated 227,697 bags, compared with 181,200 in 1881-82; molasses, 63,193 barrels, in comparison with 63,776, and sugar the equivalent of 289,157 barrels, compared with 225,951, and the shipments of coffee 144,400 bags, in comparison with 105,430; molasses, 45,159 barrels, compared with 48,000, and sugar the equivalent of 182,828 barrels, in comparison with 113,360. The aggregate approximate value of the receipts of coffee, molasses, sugar, and rice, for the year, was \$11,369,393, in comparison with \$11,025,567, showing, notwithstanding

largely increased receipts in both coffee and sugar, that the aggregate value, because of lower prices having prevailed, was little in excess of the previous year.

The business in live stock, in 1882-83, was mainly satisfactory, though in some respects not equal to the previous year. There was an increase in the number of hogs received, and a reduction in both cattle and sheep. The receipts at the yards, however, of hogs, cattle, and sheep combined, make the largest showing in the history of the city, having aggregated 2,018,781 head, in comparison with 1,939,639 in the previous year. Because of duplication at the yards, these figures are in excess of the actual receipts at this city, which were 1,756,365 head, compared with 1,777,497 in 1881-82. The actual receipts of cattle aggregated 218,425 head, with an approximate value of \$10,746,125, in comparison with 241,671 head, and a value of \$12,165,946 in 1881-82; of hogs, 836,223 head and a value of \$13,327,912, compared with 731,408 head and a value of \$10,971,784; and of sheep, 701,717 head, with a value of \$2,758,990, in comparison with 804,418 head and a value of \$3,022,779. The shipments of cattle were 84,205 head, with a value of \$5,473,325, compared with 96,014 head and a value of \$6,720,930; of hogs, 242,045 head, with a value of \$2,695,051, compared with 184,519 head and a value of \$2,214,228; and of sheep, 522,505 head with a value of \$1,970,881, compared with 629,269 head and a value of \$2,359,758. The aggregate approximate value of the receipts of cattle, hogs, and sheep, in 1882-83, was \$26,833,027, compared with \$26,160,539 in 1881-82, and of the shipments \$10,139,057, in comparison with \$11,294,966.

The statistics as to flour make the largest showing in our history, both in movement and production. There has been, in late years, a large increase in the capacity of the flouring mills of the city, and a general introduction of the most approved processes of manufacture. An increased quantity went from this city to foreign countries. The receipts aggregated 1,144,464 barrels, with an aggregate value of \$5,121,476, compared with 779,625 barrels and a value of \$4,507,746 in 1881-82. The receipts show an increase of 364,839 barrels, although, because of lower prices prevailing, there was not a corresponding increase in value. The shipments reached 1,014,379 barrels, with a value of \$4,535,795, in comparison with 612,829 and a value of \$3,559,113.

The year to the cotton business of the city has not been favorable. With the largest crop on record, both the business transacted here and the movement make a discouraging showing, the result mainly of unfavorable freight rate adjustments. The receipts aggregated 383,131 bales, with a value of \$18,198,722, in comparison with 395,735 bales, and a value of \$21,963,292, and the shipments 376,912 bales, with a value of \$17,903,320, compared with 396,783 bales, and a value of \$22,021,456. These figures represent the entire movement at this city, and so can not be taken as a fair measure of our local business. With the completion of the Southern Railway system to New Orleans and into Texas, and the general improvement of our railway facilities to the cotton-producing districts, there is reason to expect an increase in our local business in the coming year.

Our facilities in transacting business in leaf tobacco were largely increased in 1882-83, and the work performed by the warehouses exceeded any preceding year. The receipts of the warehouses of white tobacco aggregated 56,743 hogsheads, in comparison with 55,426 in 1881-82. The sales at the warehouses, however, showed a much larger increase, having reached 58,941 hogsheads, in comparison with 46,437.

The total receipts of the city, of such tobacco as was packed in hogsheads, aggregated 90,150 hogsheads, in comparison with 81,519 in the preceding year. The receipts of seed leaf at the warehouses reached 8,000 cases, compared with 8,436 in 1881-82, though this by no means represents the entire receipts of this kind of tobacco. The total receipts of leaf tobacco of all kinds, including foreign leaf, aggregated, approximately, in value, \$12,287,560, in comparison with \$11,703,200 in the preceding year. The total production of chewing and smoking tobacco, comprising both fine-cut and plug, in Cincinnati, Covington, and Newport, in 1882-83, aggregated 15,708,596½ pounds, in comparison with 6,516,465½ in 1881-82, a falling off, which, like the previous year, is traceable to the agitation incident to the reduction which finally took place in the internal taxes on tobacco, on the first of May, the product after that period exhibiting a large increase. The number of cigars manufactured in the same time reached, in the three cities, 126,271,260, in comparison with 125,153,450 in 1881-82. The aggregate taxes paid on both sides of the river, on chewing and smoking tobacco, cigars and snuff, reached \$1,343,215.92, compared with \$1,800,875.59 in the preceding year.

While the coal trade of the year was somewhat less than in 1881-82, it was still the largest, with this exception, in the history of the city, the receipts having aggregated 54,620,032 bushels, or 2,025,859 tons, with an approximate aggregate value of \$4,633,424, in comparison with 59,267,620 bushels, or 2,197,407 tons, with a value of \$5,793,523 in 1881-82, the greater relative reduction in value being traceable to the lower prices which prevailed. Of these receipts in 1882-83, there came by river 50,640,517 bushels, or 1,875,574 tons, or 92.7 per cent. of the whole quantity, compared with 55,161,948 bushels, or 2,043,034 tons, or 93 per cent. of the whole in 1881-82. The quantity received by rail was 3,979,515 bushels, or 147,389 tons, or 7.3 per cent., in comparison with 4,105,672 bushels, or 154,573 tons, or 7 per cent. in 1881-82. The shipments in 1882-83 aggregated 10,341,150 bushels, or 383,005 tons, with a value of \$1,059,967, in comparison with 10,262,019 bushels, or 380,074 tons, with a value of \$1,128,822 in 1881-82. The growth of the coal trade is one of the marked features of the business of Cincinnati. Our receipts are now more than double what they were twelve years ago, and the business has increased seven-fold since 1855-56. It is estimated that, to have transported by rail, the coal received by river in the past year, would have required 125,038 cars, making necessary the arrival here of more than 13 trains, of 30 cars each, on every business day of the year, and representing freight in quantity well nigh double the entire freight annually transported to this city, by all the steamboats arriving, during the thirteen years prior to the war, assuming that the average tonnage would equal the average carrying capacity of all the boats in the Cincinnati trade in 1852-53, a year which represented the largest number of arrivals on the records of the Chamber of Commerce. The receipts of coke aggregated 3,362,063 bushels, in comparison with 3,691,050 in 1881-82, the total supply, including that manufactured here, having been 5,533,361 bushels, in comparison with 6,042,300 in 1881-82. The shipments to the interior of coke, in 1882-83, were 947,800 bushels, in comparison with 1,198,400 in 1881-82.

The business in petroleum, in the past year, exceeded any preceding period. The total sales at this city, according to actual returns from the dealers, embracing also such as was sold for direct shipment from the refineries, as well as that which was actually received here, reached, approximately, 562,531 barrels, with an aggregate

approximate value of \$2,979,250, in comparison with 441,337 barrels and a value of \$2,375,334 in 1881-82. Of these sales, in 1882-83, 458,763 barrels were illuminating oils, in comparison with 350,598 in 1881-82.

In malt liquors, the production not only exhibits a considerable increase over the preceding year, but makes the largest showing in the history of the city, having aggregated in the cities of Cincinnati, Covington and Newport, which are practically Cincinnati, 874,813 barrels, or 27,119,203 gallons, with an approximate aggregate value of \$6,998,504, in comparison with 827,281 barrels, or 25,645,711 gallons, with a value of \$6,618,248 in 1881-82. To produce this, in the past year, there were consumed in the three cities, of malt, 1,843,787 bushels, and of hops, 1,401,425 pounds. The shipments of beer from the city, not embracing the bottled, which was estimated at 20,000 barrels, aggregated 286,665 barrels, in comparison with 248,216 in the preceding year. The quantity remaining for local consumption, making allowance for such beer as was received from outside points, and for the difference in stocks at the close of each year, was, approximately, the equivalent of 222,273,600 glasses of the usual size.

The business in soaps for the past year shows a large increase, the shipments having aggregated 575,157 boxes, in comparison with 513,923 in 1881-82. The shipments from this city are three times what they were ten years ago, and our products of this nature never have been so widely distributed as now. The capacity for production has been largely increased in the past year, and the conduct of the business generally is distinguished for its intelligent enterprise, and a management which finds its great success in caring for its customers. The candle business of the whole country is on the wane, no less here, however, than elsewhere. The shipments from Cincinnati in the past year were 200,494 boxes, in comparison with 249,002 in 1881-82.

The year, to the salt business of the city, brought diminished production in the Ohio and Kanawha districts, and increased arrivals from Saginaw. The aggregate business varied little from the previous year. The receipts of all kinds of salt were, approximately, the equivalent of 350,578 barrels, in comparison with 360,489 in 1881-82, nearly all of which was domestic product. If to these figures, in 1882-83, were added the sales made here for direct shipments from the furnaces to the points of consumption, it would make the total business 400,002 barrels, with an aggregate value of \$406,760. The shipments were the equivalent of 255,890 barrels, with a value of \$277,267.

In foreign fruits, the business exhibits a considerable increase over the preceding year. In oranges and lemons, the receipts largely exceeded any previous season, the former having aggregated 91,881 boxes, compared with 56,344 in 1881-82, and the latter 40,979 boxes, in comparison with 25,991. The receipts of green apples, by public conveyances, were the largest in our history, having aggregated 305,041 barrels, compared with 229,539, and the shipments 181,091 barrels, in comparison with 119,582. The business in dried fruit has been conducted with commendable vigor, having furnished receipts aggregating 202,777 bushels, compared with 164,780, and shipments 163,282 bushels, in comparison with 113,787. Liberal exports were made from this city to France and Germany.

The business in leather and hides has been generally unsatisfactory, especially in the former, in which prices have been steadily shrinking throughout the year, and in which the market has been greatly depressed. There, however, has been a large

consumption of leather, and a steadily growing demand for the product of our tanneries, especially from our manufacturers of boots and shoes, saddlery, etc. Although a less number of hides has gone into the vats here, the business in this article has been well maintained. Prices have been somewhat lower, but it is noticeable how much easier it has been to hold up the price of hides, than to prevent the decline in leather. The total receipts of hides, including those from animals slaughtered here, aggregated, approximately, 26,714,700 pounds, in comparison with 28,828,789 in 1881-82, of which there were shipped, approximately, 10,960,300 pounds, in comparison with 11,288,400 in 1881-82. The receipts of leather, not embracing that which was made here, aggregated in the past year 43,516 bundles, in comparison with 47,373 in 1881-82, showing a considerable falling off, and yet the outward movement is shown to have been larger, as far as packages are concerned, than ever before, having aggregated 51,914 bundles, compared with 49,387 in the preceding year.

The year, to the butter business of Cincinnati, was generally unsatisfactory, having been characterized by a spiritless market, diminished receipts and lower prices. The receipts by public conveyances aggregated 116,704 packages, with an approximate value of \$1,761,704, in comparison with 125,622 packages, and a value of \$1,922,900, in 1881-82. The production of butterine exhibits an increase, having aggregated 740,343 pounds, with an approximate value of \$125,858, in comparison with 664,899 pounds, and a value of \$113,032 in 1881-82. It is estimated that about two-thirds of the production is shipped from the city. The receipts of cheese were less than in the preceding year, having aggregated 105,845 boxes, in comparison with 116,559 in 1881-82. The receipts of eggs exhibit a large increase, those arriving by public conveyances being represented by 152,354 packages, in comparison with 108,476 in the preceding year.

The conditions were not favorable to a large business in hay, there having been abundant supplies in almost all sections of the country. The receipts of all kinds were the equivalent of 279,894 bales, with an approximate aggregate value of \$562,587, in comparison with 305,792 bales, and a value of \$1,135,923, in 1881-82. The receipts of mill feed were large, aggregating 30,130 tons, with an approximate value of \$467,069, in comparison with 16,604 tons, and a value of \$338,371, in the preceding year. While the receipts of clover, timothy, and grass seeds generally, were not equal to the preceding year, the business was the most satisfactory in many seasons. A good, legitimate demand readily took up the supplies, at remunerative prices. The receipts aggregated 77,353 bags, with an approximate value of \$837,337, in comparison with 100,624 bags, and a value of \$850,664, in 1881-82.

The business in lumber at this city has exceeded any previous year, both in pine and hard woods. The receipts of the former particularly have been largely in excess of any other season, having been greatly increased through the instrumentality of the Cincinnati Southern Railway, which is opening up the great lumber regions of the South. It is believed that double the usual quantity of yellow pine came to this market in 1882-83. The entire receipts of pine lumber are placed, approximately, at 210,000,000 feet, compared with 165,000,000 in 1881-82, and of hard lumber 35,000,000, in comparison with 30,000,000, not embracing the product of the mills of this city. The entire receipts of lumber, including shingles, in 1882-83, are estimated in value at \$6,572,230, compared with \$5,761,500 in the previous year.

The statistics touching horses show a slightly diminished number sold, with an

increased aggregate value, because of generally better prices having prevailed. The sales at the stables aggregated 26,975 head, with a value of \$2,624,263, compared with 28,059 head, with a value of \$2,448,367. With the exception of 1880-81, the aggregate value makes the largest showing in our history. The horses sold averaged \$97.28 per head, compared with \$88.68 in 1881-82. The total receipts, which fall below the aggregate sales at the stables, because of duplication in the latter, were 23,725 head, compared with 23,060 head in 1881-82, and the shipments 16,582, in comparison with 19,508.

The business in paper at Cincinnati, in its extent, has not varied much from the preceding year, though to producers the year has been generally unsatisfactory. In the district tributary to this city, while there has been large production, especially in wrapping papers, prices have been in some departments really lower than ever before known. The returns from 45 mills tributary to Cincinnati, mainly located in the Great Miami Valley, show a total production of 77,760,332 pounds, with an aggregate value of \$4,462,961, in comparison with 71,857,692 pounds, and a value of \$4,061,618. There were employed in this production, hands numbering 2,091, cash capital aggregating \$1,824,298, and real estate valued at \$2,866,169.

The receipts of potatoes by public conveyance exceeded any previous year, having aggregated 445,822 barrels, with an approximate value of \$931,768, in comparison with 429,653 barrels, and a value of \$1,420,003 in the previous year. The receipts of beans were the largest in our history, save during the abnormal period of the war, when they were brought here for distribution to our armies, having aggregated in 1882-83, 66,844 bushels, with a value of \$159,757, in comparison with 66,320 bushels, and a value of \$203,602 in 1881-82. The receipts of feathers are represented by 16,818 sacks, the largest number of packages that appear in any one year on the books of the Chamber of Commerce, with a value of \$381,095, compared with 10,155 sacks, and a value of \$223,410 in 1881-82.

The starch manufacturers have had the most satisfactory season's work in several years. A much better understanding was arrived at among the producers of the West early in the year, so that prices have been remunerative and still have been low enough, because of lower-priced raw materials, to renew exportation to foreign countries. The total production at this city shows a large increase, having aggregated 20,135,000 pounds, compared with 14,252,442 in 1881-82.

The business in wool was not very satisfactory. Unremunerative prices generally prevailed, and the markets of the country were dull. The receipts at this city aggregated 27,170 bales, with an approximate aggregate value of \$1,438,108, in comparison with 33,801 bales, with a value of \$1,926,657 in 1881-82.

The receipts of country cooperage aggregated 264,513 pieces, compared with 261,340, and the shipments of all kinds 130,263 pieces, in comparison with 194,725. The year to the hop trade was marked by the highest prices ever known in this country; hops, because of the failure abroad, having at one time commanded \$1.15 per pound, the average price in ten years preceding having been but 30.62 cents per pound. The receipts in the number of packages show a falling off, although the aggregate value exhibits an enormous increase, because of the high prices, the receipts having aggregated 9,861 bales, with a value of \$1,380,540, in comparison with 11,833 bales and a value of \$691,994 in 1881-82. The receipts of hemp were 15,152 bales, in comparison with 18,872 bales in 1881-82.

The crop of broom corn in 1882 turned out to be an unusually large one, though below the average in quality. The receipts were the largest in the history of the city, having aggregated 3,069,329 pounds, in comparison with 1,482,544 in 1881-82. The production of brooms exhibits a large increase. The crop of peanuts in Tennessee, which are mainly marketed here, having been much larger than in the previous year, our receipts of all kinds show a marked increase, having aggregated 426,955 bushels, with an approximate value of \$683,128, compared with 342,420 bushels and a value of \$417,752 in 1881-82.

The business in naval stores also shows a considerable increase, the receipts of rosin, which constitutes the main commodity under this head, having aggregated 63,417 barrels, in comparison with 47,615 in 1881-82, and the entire receipts of all kinds of naval stores having reached 79,780 barrels, with an approximate value of \$420,684, compared with 61,427, and a value of \$369,688 in 1881-82.

This brief summary of the leading articles of the city's business would not be complete, without an allusion to some departments of business, which can be measured only by the aggregate value of the merchandise which has changed hands. Thus, in dry goods, the aggregate sales in 1882-83 reached, approximately, \$27,381,258, in comparison with \$25,327,234 in 1881-82 and \$24,203,101 in 1880-81; and of clothing \$18,024,101 in 1882-83, compared with \$17,099,434 in 1881-82 and \$17,605,133 in 1880-81. There have been large sales of fur goods, also of oriental carpets, rugs, hangings, porcelains, bronzes, carvings, lacquered ware and fancy goods generally, with fair sales of pictures, though in the last named the business of the year has not equaled the previous one, either in aggregate value or the number of works which have been disposed of. A noticeable growth in the sales of pottery, both domestic and foreign, is seen. Favorable progress is observable in the production and sale of goods of our own city's manufacture, which each year are occupying a more important position in the trade of the city. The growth in the business in vegetables, to which allusion was specially made in 1881-82, has been singularly marked in the past year, and, with the large facilities growing out of the completion of the Southern Railway to New Orleans, and the development of the system of railways throughout Mexico, by which the way is eventually to be opened to the fruits and vegetables of the tropical regions, much more important results of this nature will follow. Then, in the enumeration, should also be embraced hats and caps, boots and shoes, furniture, carriages, buggies, oils, saddlery, harness, railroad supplies, burial cases and caskets, brushes and wire goods, steam engines, boilers, hardware, drugs, chemicals, medicines, wood-working machinery, books, paper, jewelry, silver ware, musical instruments, mouldings, picture frames, paints and varnishes, wooden ware, candies, bread, crackers, and many other articles which can only be measured by a money standard.

Our commerce with foreign countries shows a steady increase each year. According to the report of Col. D. W. McClung, Surveyor of the Port of Cincinnati, the total value of goods imported under the act of 1870, for direct importation, in the fiscal year of 1882-83, was \$1,822,424, compared with \$1,549,101 in 1881-82 and \$1,262,666 in 1880-81, showing an increase in 1882-83, over 1881-82, of \$273,323, and an increase in two years of \$559,758. The importations under the old law, or through other ports, show a reduction, the aggregate having been \$218,951, compared with \$314,953 in 1881-82, and \$234,596 in 1880-81, showing a decrease in the past year, compared with 1881-82, of \$96,002. The duties on goods imported direct in 1882-83

were \$732,765.20, compared with \$608,792.19 in 1881-82, and under the old law \$116,190.85, compared with \$123,895.22. The total importation under both laws, in 1882-83, aggregated \$2,041,375, with duties amounting to \$848,956.05, compared with \$1,864,054 and duties of \$732,687.41, an increase in imports of \$177,321 and in duties of \$116,268.64. The largest importations in 1882-83 were in manufactures from wool, which aggregated in value \$396,469, showing an increase over the previous year of \$154,306. The next in the order of value were manufactures from cotton, \$340,758, showing a decrease of \$4,071, and from flax, \$176,969, a decrease of \$40,132. The importations of jewelry and precious stones were \$92,113, an increase of \$36,341; glycerine, \$105,387, an increase of \$5,383; china, earthenware, etc., \$93,812, an increase of \$14,073; manufactures from silk, \$77,699, a decrease of \$14,029; musical instruments, \$67,005, a decrease of \$11,184; wines, \$64,867, an increase of \$25,063; fancy goods, \$57,302, a decrease of \$21,106; steel in sheets, bars, etc., \$51,213, a decrease of \$22,844. These are all the articles exceeding in aggregate value, \$50,000. Chemicals, fruit juice, window glass, manufactures from glass, cutlery, files, manufactures from iron and steel, other than in sheets and bars, paintings and statuary, paper, snuff, leaf tobacco, cigars, clocks, watches, etc., tin plate, manufactures from wood, and spirits, all show an increase, which in some cases has been marked. In books and engravings, plate glass, fire-arms, skins and manufactures of leather, beer, scrap iron, and barley, there was a reduction, the loss having been most noticeable in barley, the aggregate importations of which, in 1882-83, were \$1,922, compared with \$91,319, in 1881-82; plate glass, which aggregated \$2,363, compared with \$12,793, and in fire-arms, the importations of which were \$19,695, in comparison with \$32,164.

While, with changing prices, the aggregate value of commodities moving at a great center may not be the exact measure of the relation of the business of the different years to each other, still, the securing of such a result is the only practicable way of so focalizing all the diversified agencies entering into a year's work in industry and trade, as to enable one to see at a glance about what the whole business of the locality means in a given period, and to institute ready comparisons. The results of this nature in the past year present some interesting aspects. With the tremendous decline in some commodities, and a greater or less shrinkage in nearly all products, the agitation attending the changes in internal tax and tariff laws, and with a business more or less impaired by the doubt, if not apprehension, which settled down upon the business mind in the later months of the period, a reduction in the aggregate value of the business of the year was to be expected. The figures show, however, that this reduction was small, compared with the powerful agencies which were at work to secure such a result, and that there was about the change some elements of compensation, which are singularly expressive of healthfulness, and which show the value at times of the intervention of conservative policies. Thus, the value of all commodities received, in the past year, aggregate, approximately, \$284,239,878, in comparison with \$295,605,258 in 1881-82, exhibiting a reduction of \$11,365,380, while the value of commodities shipped from the city were \$290,907,330, compared with \$294,719,798, showing a reduction of \$3,812,468, indicating not only that more product in value was shipped from the city, in various forms, raw and otherwise, than came into it, but that in addition the reduction in the aggregate value of the outward movement was much less than that of the inward, thus showing larger results, at least apparently, in a given amount of raw materials, than was witnessed in the previous

year. This aspect of the figures may mean retrenchment, but it also reveals the operation of economical methods, which are specially useful in times of depression. The aggregate value, in 1882-83, of the receipts of commodities that are classified under specific heads, was \$188,364,878, in comparison with \$198,279,258 in the preceding year, and of the shipments of the same class, \$187,421,330, compared with \$191,788,798, showing a reduction in the former of \$9,914,380, and in the latter of \$4,367,468. The receipts of articles having no specific place in the movement of commodities, measured by physical results, such as dry goods, carpets, clothing, furs, silks and millinery goods, hats and caps, books, paper, silver ware and jewelry, drugs, musical instruments, and a wide range of products, manufactured and raw, which enter into the business and life of a great city, aggregated in value, approximately, \$95,875,000, in comparison with \$97,326,000 in 1881-82, and the shipments \$103,486,000, compared with \$102,931,000.

The aggregate value of the products of our manufacturing industry, the number of hands employed, the value of real estate occupied, the cash capital invested, and the number of establishments engaged in Cincinnati, for each year in which statistics have been compiled touching these particulars, will be found in the following table:

Year.	Number of establishments.	Cash capital invested.	Value of real estate occupied.	Number of hands employed.	Value of production.
Total for year ending January 1, 1841.....				9,040	\$16,366,443
" " " 1851.....				24,527	46,189,279
" " " 1861.....				30,268	46,996,082
" " " 1870.....		\$45,225,686	\$96,353,783	59,354	119,140,080
" " " 1871.....		51,674,741	87,124,119	59,827	127,469,021
" " " 1872.....		50,520,179	40,443,563	58,443	135,998,365
" " " 1873.....	3,971	55,365,129	45,164,964	58,508	143,489,676
" " " 1874.....	4,118	54,377,853	47,753,138	55,915	127,688,858
" " " 1875.....	4,409	63,140,085	52,151,680	60,999	144,207,371
" " " 1876.....	4,693	64,429,740	58,326,440	62,218	146,431,354
" " " 1877.....	5,008	61,883,787	51,550,933	60,723	140,533,690
" " " 1878.....	5,183	57,898,592	47,464,792	64,709	135,123,798
" " " 1879.....	5,272	57,509,215	45,245,687	67,145	138,796,165
" " " 1880.....	5,493	60,523,350	48,111,870	74,794	148,967,280
" " " 1881.....	5,450	67,651,552	40,096,458	80,839	163,351,497
" " " 1882.....	5,335	72,016,171	41,283,135	86,266	186,329,687
" " " 1883.....	5,518	77,624,359	48,767,681	90,523	194,572,536

Table showing the approximate aggregate annual value of the receipts and shipments, respectively, of commodities, at Cincinnati, from 1854-55 to 1882-83, inclusive:

Years.	Receipts.	Shipments.	Years.	Receipts.	Shipments.
1854-55.....	\$67,501,341	\$38,777,394	1868-70.....	\$312,978,665	\$193,517,690
1855-56.....	75,295,901	50,809,146	1870-71.....	283,796,219	179,848,427
1856-57.....	77,850,146	55,642,172	1871-72.....	317,646,008	200,607,040
1857-58.....	83,614,747	52,906,606	1872-73.....	326,023,054	213,320,798
1858-59.....	94,218,247	66,007,707	1873-74.....	331,777,055	221,596,852
1859-60.....	103,347,216	77,037,148	1874-75.....	311,072,639	201,404,023
1860-61.....	90,198,136	67,023,126	1875-76.....	294,214,245	190,166,929
1861-62.....	103,292,893	76,449,862	1876-77.....	260,982,540	191,446,531
1862-63.....	144,189,213	102,867,171	1877-78.....	243,237,457	186,206,646
1863-64.....	389,790,537	239,079,825	1878-79.....	208,153,301	192,338,337
1864-65.....	307,552,397	193,790,311	1879-80.....	256,187,902	1 258,827,237
1865-66.....	362,032,796	201,850,055	1880-81.....	274,651,2 8	1 271,973,776
1866-67.....	335,961,233	192,929,317	1881-82.....	206,605,258	1 294,719,798
1867-68.....	280,063,948	144,262,183	1882-83.....	284,289,878	1 290,907,330
1868-69.....	283,927,903	163,084,358			

1 Embracing the total approximate shipments of goods manufactured in Cincinnati.

The following table shows the total number of arrivals and departures of steam-boats, at Cincinnati, for twenty-eight years:

Years.	Arrivals.	Depart's.	Years.	Arrivals.	Depart's.
1855-56	2,796	2,788	1869-70	2,712	2,726
1856-57	2,702	2,648	1870-71	2,377	2,354
1857-58	3,168	3,190	1871-72	2,371	2,385
1858-59	3,106	2,872	1872-73	2,340	2,339
1859-60	2,985	2,875	1873-74	2,586	2,599
1860-61	2,714	2,644	1874-75	2,002	2,065
1861-62	2,868	2,787	1875-76	2,779	2,808
1862-63	2,206	2,120	1876-77	2,646	2,653
1863-64	2,986	2,813	1877-78	2,942	2,942
1864-65	3,480	3,219	1878-79	2,725	2,730
1865-66	3,459	3,379	1879-80	3,163	3,167
1866-67	2,853	2,838	1880-81	2,638	2,632
1867-68	2,694	2,681	1881-82	2,739	2,735
1868-69	3,026	2,993	1882-83	2,340	2,329

The following table shows the freight and passenger and tow-boats, with the tonnage (according to the Custom House measurement) of each, which plied between Cincinnati and other ports, during the year ending August 31, 1883:

FREIGHT AND PASSENGER BOATS.

Names.	Tonnage.	Names.	Tonnage.	Names.	Tonnage.
Andes	622	Golden Rule	881	Paris C. Brown	966
Andy Baum	735	Granite State	581	Pittsburgh	722
Ariadne	520	Gulding Star	1,121	Rena McReady	209
B. S. Rhea	197	Hornet	238	Reuben R. Springer	1,215
Ben Franklin	746	Ida Darragh	258	Return	109
Bonanza	776	J. P. Drouillard	467	Samuel J. Keith	356
Bostona	948	James Guthrie	732	St. Lawrence	913
Buckeye State (new)	670	James W. Gaff	600	Scotia	601
C. W. Anderson	184	John L. Rhoads	571	Sidney	617
Carrier	815	John F. Halpin	245	Telegraph	854
Chas. Morgan	1,224	John S. Branaford	261	Thomas Sherlock	1,453
Chesapeake	187	John Lomas	70	Tacomah	267
Cincinnati Belle (ferry)	178	John Gilbert	647	Thomas Spurlock	78
City of Frankfort	250	Kate Adams	927	U. P. Schenck	1,086
City of Madison	965	Katie Stockdale	479	Vint Shinkle	620
City of Nashville	319	L. P. Ewald	356	Virgie Lee	390
City of Newport (ferry)	178	Lily (light-house tender)	275	W. N. Chancellor	300
Cons Millar	521	Louis A. Sherley	407	Warren	523
Ella	284	Mabel Comaux	193	W. P. Thompson	290
Enquirer	111	Minnie No. 2	312	Welcome	129
Emma Graham	530	Montana	959	Will Kyle	1,007
Fannie Freeze	112	Morning Mail	467	Will S. Hays	1,065
Fannie Webster (ferry)	143	Morning Star (prop.)	52	Wyoming	1,034
Favorite (ferry)	197	Mountain Boy	87		
Fleetwood	1,036	New Mary Houston	1,163	Total tonnage 1882-83	41,617
Gen'l Pike	411	Ohio	716	" " 1881-82	49,733
Golden Crown	881	Onelda (ferry)	140		

The following table shows the whole number of steamboats (including tow-boats) which ran between this and other ports, each of the last thirty-three years, with the tonnage of the same:

Years.	Number.	*Tonnage, underwriters' measurement.	*Tonnage, Government measurement.	Years.	Number.	*Tonnage, underwriters' measurement.	*Tonnage, Government measurement.
1850-51.....	233	49,274		1867-68.....	257	60,618	
1851-52.....	263	60,542		1868-69.....	240		86,526
1852-53.....	275	72,136		1869-70.....	262		89,653
1853-54.....	287	74,402		1870-71.....	256		96,662
1854-55.....	273	72,600		1871-72.....	278		94,602
1855-56.....	294	82,584		1872-73.....	265		91,103
1856-57.....	294	77,590		1873-74.....	236		84,203
1857-58.....	251	64,671		1874-75.....	243		83,271
1858-59.....	252	62,763		1875-76.....	245		81,551
1859-60.....	247	59,478		1876-77.....	247		83,199
1860-61.....	264	66,136		1877-78.....	250		80,159
1861-62.....	187	46,435		1878-79.....	227		81,060
1862-63.....	306	65,174		1879-80.....	234		85,280
1863-64.....	359	81,609		1880-81.....	206		74,956
1864-65.....	359	78,416		1881-82.....	214		78,793
1865-66.....	318	68,181		1882-83.....	217		75,344
1866-67.....	278	64,555					

*In order to have the figures conform to those of the Government, the figures were revised in 1881-82, so as to embrace the Government measurement instead of the underwriters', from the year 1868-69, which was as far back as the revision could go with the means then at hand.

The following table shows the whole number, with the tonnage, of steamboats and barges built at this port, for each of the last thirty-six years:

Years.	Number.	Tonnage.	Years.	Number.	Tonnage.	Years.	Number.	Tonnage.
1847-48.....	29	10,233	1859-60.....	28	6,113	1871-72.....	20	7,761
1848-49.....	23	7,281	1860-61.....	11	3,327	1872-73.....	25	8,124
1849-50.....	16	4,500	1861-62.....	4	1,745	1873-74.....	15	3,789
1850-51.....	31	8,206	1862-63.....	43	12,590	1874-75.....	6	2,741
1851-52.....	33	8,896	1863-64.....	62	20,117	1875-76.....	9	2,961
1852-53.....	29	10,252	1864-65.....	44	10,878	1876-77.....	14	4,434
1853-54.....	31	9,858	1865-66.....	33	9,405	1877-78.....	22	6,704
1854-55.....	27	8,698	1866-67.....	18	6,784	1878-79.....	15	7,642
1855-56.....	33	11,528	1867-68.....	11	5,136	1879-80.....	16	5,970
1856-57.....	34	10,600	1868-69.....	11	4,224	1880-81.....	15	11,236
1857-58.....	14	5,334	1869-70.....	34	13,570	1881-82.....	13	5,499
1858-59.....	11	3,785	1870-71.....	25	12,758	1882-83.....	12	4,967

The following table shows the steamboats and barges, with the tonnage of the same, built at Cincinnati, for the year ending August 31, 1883:

Name.	Tonnage.	Name.	Tonnage.
Buckeye State (steamer).....	670	Five barges.....	3,100
City of Newport (ferry).....	178	Total, 1882-83.....	4,957
Henry De Bus (tow).....	193	Total, 1881-82.....	5,499
Caronal (tow).....	283		
Onelda (ferry).....	140	Decrease.....	542
Lily (light-house boat).....	275		
Handy No. 2 (steamer).....	118		

The following statement shows the highest, lowest, and average stages of the Ohio River, at Cincinnati, each calendar year, from 1858 to 1883, inclusive, with the highest stage during the floods of 1832 and 1847:

Calendar year.	Highest stage.		Lowest stage.		Average for the year.
	Date.	Feet. Inch.	Date.	Feet. Inch.	Feet. Inch.
1832.....	February 18.....	64 3			
1847.....	December 17.....	68 7			
1858.....	June 16.....	43 10	October 3.....	2 5	11 10
1859.....	February 21.....	55 5	September 19.....	3 3	17 7
1860.....	April 16.....	49 2	October 3.....	5 4	16
1861.....	April 19.....	49 5	July 13.....	5 1	19 1
1862.....	January 24.....	57 4	October 31.....	2 4	17 5
1863.....	March 12.....	42 9	October 6.....	2 6	15
1864.....	December 23.....	45 1	August 6.....	3 1	16 8
1865.....	March 7.....	56 3	October 19.....	5 8	21 10
1866.....	September 26.....	42 6	August 17.....	4 9	19 3
1867.....	March 14.....	55 8	October 19.....	3	17
1868.....	March 30.....	48 3	July 21.....	5 1	18 8
1869.....	April 2.....	48 9	August 21.....	5 4	19 8
1870.....	January 19.....	55 3	October 4.....	2 10	17 10
1871.....	May 13.....	40 6	October 12.....	2 8	11 10
1872.....	April 13.....	41 9	October 14.....	3	11 8
1873.....	December 18.....	44 5	October 12.....	3 6	18 5
1874.....	January 11.....	47 11	September 22.....	2 4	15 8
1875.....	August 6.....	55 4	September 19.....	4 3	18 9
1876.....	January 29.....	51 9	September 4.....	6 2	18 2
1877.....	January 20.....	53 9	October 9.....	3 3	15
1878.....	December 15.....	41 4	October 24.....	4 4	16 9
1879.....	December 27.....	42 9	October 23.....	2 6	14 6
1880.....	February 17.....	53 2	October 28.....	3 9	17
1881.....	February 16.....	50 7	September 18.....	1 11	16 11
1882.....	February 21.....	58 7	November 1.....	6 1	22 1 1/2
1883.....	February 15.....	†68 4	September 21.....	3 7	19 5 1/2

* Prepared from the stages as shown by the Water Works marks daily at 6 A. M., 12 M., and 6 P. M.; the preceding years having been made from one daily observation at 6 A. M.
 † 4 o'clock to 5 o'clock A. M., inclusive.

The following table shows the highest, lowest, and average stage of water and rain-fall, each month, during the year 1882-83:

Month.	Highest.		Lowest.		*Average. Feet. Inch.	Rain-fall.
	Day of Month.	Stage. Feet. Inch.	Day of Month.	Stage. Feet. Inch.		
September.....	18	18 9	27	10 11	13 8	3.16
October.....	5	14 3	31	6 1	9 1/2	1.59
November.....	5	10 4	2	6	8 8	1.57
December.....	28	16 7	3	7 11	12 6	2.39
January.....	24	31 6	9	9 11	18 3	2.82
February.....	15	68 4	3	27	48 6 1/4	3.22
March.....	1	28 10	28	16 8	20 4	3.48
April.....	9	46 6	17	27 3	35 10	3.72
May.....	1	29 9	18	11 1	19	5.49
June.....	4	30 7	30	15 2	22 3	3.61
July.....	15	16 3	28	9 3	12	2.21
August.....	4	16	31	4 11	8 8	2.10
Total rain-fall 1882-83.....						40.30
Total rain-fall 1881-82.....						61.26

* Average stage for 1882-83, 19 feet.
 * Average stage for 1881-82, 28 feet 6 1/4 inches.

DAILY AVERAGE STAGE OF WATER DURING THE YEAR ENDING AUGUST 31, 1883.
 (Prepared from the stages as shown by the Water Works marks at 6 A.M., 12 M., and 6 P.M.)

Date.	September.		October.		November.		December.		January.		February.		March.		April.		May.		June.		July.		August.	
	Ft.	In.	Ft.	In.	Ft.	In.	Ft.	In.	Ft.	In.	Ft.	In.	Ft.	In.	Ft.	In.	Ft.	In.	Ft.	In.	Ft.	In.	Ft.	In.
1	13	11½	13	11½	6	1	8	8	14	11½	29	1	28	4½	36	½	29	1	26	8½	15	3	14	6
2	14	9½	12	11	7	6½	8	7	14	4½	28	2	26	2½	41	1½	26	7½	28	7½	15	5	15	1½
3	15	9	12	11	7	2½	8	11	14	6	28	10	24	1½	43	6½	24	9½	30	3½	15	5	15	15
4	15	9	14	2½	8	10½	8	11½	12	4½	29	8½	28	2	42	6½	21	9½	30	6	15	15	15	15
5	15	8½	14	2½	8	10½	8	11½	11	8½	29	8	21	5	39	10½	20	10	29	10	14	14	14	8
6	14	8	13	4	9	4½	9	11½	11	1	29	7½	19	11½	42	11½	18	10	28	4	13	11	12	9
7	13	9½	12	4	9	4½	10	6½	10	4	43	9½	18	11½	45	11	17	7	28	3	12	11½	12	9
8	13	9½	11	11	9	1½	10	6½	9	4	52	8½	18	11½	46	11½	16	6	28	6½	12	11	11	8½
9	13	9½	10	11½	8	9	11	6	9	11½	57	8½	19	11½	44	11½	15	6	20	11	12	12	10	10½
10	12	9½	10	4½	8	6	11	6	11	6	58	11½	21	1	41	7	14	9½	18	10	11	10	10	9
11	12	11	9	4½	8	5	12	5	13	6	60	6	21	1	41	7	14	9½	19	9	11	10	10	9
12	11	11	8	9½	8	3	12	7	14	8	63	8	21	8½	38	8	13	7½	19	8½	11	8	8	10½
13	12	5½	8	4½	9	2	13	8	14	8½	63	4	20	11	35	10	13	7	19	6	13	8	8	8
14	16	10½	16	10½	8	4	14	7½	14	4½	64	10½	20	9	33	10	12	10½	19	6	15	7	7	7
15	19	10½	18	10½	8	3½	15	1	13	4½	65	4½	19	8	30	4	12	10	19	6	15	6	6	8
16	19	10½	18	10½	8	3½	14	8	12	2½	66	3	18	5½	25	5	12	10	18	10½	14	6	6	9
17	17	10½	17	10½	8	2	14	2	14	9	64	4	17	10	27	4	11	10	20	10½	13	6	6	8
18	15	4	17	10½	8	1	14	11½	12	5½	62	4½	17	4	27	8	12	10	18	10	13	6	6	8
19	15	8½	14	8½	9	1	14	8½	12	5½	60	4½	17	4	27	8	12	10	23	10	13	6	6	8
20	13	9	13	9	9	4½	13	8½	15	9½	59	8½	17	1	28	10	12	11	24	7½	12	7	6	8
21	13	9	13	9	9	7½	13	8½	23	6	55	11	18	2	29	3½	13	8	23	5	12	7	6	8
22	12	4½	12	7	9	7½	13	1	25	7	53	6	18	8	28	8½	14	8	21	8½	13	7	6	8
23	11	10½	11	7	9	7	12	7	29	9	49	10	18	8	28	8½	16	6	21	8½	13	7	6	8
24	11	2½	11	8	9	4	12	2	31	5	45	2	18	4	32	5	22	11	20	9	12	4	6	8
25	11	2	7	2	9	3	12	2	30	9½	41	11	17	11	38	8	23	7½	20	6	11	12	6	6
26	11	1	7	8	9	3	13	5½	26	4	38	5½	17	8	37	8	25	4	19	11	10	11	6	6
27	10	11	6	8	8	6	13	6	25	9½	34	4	17	8	38	4	28	10	19	5½	10	10	6	7½
28	11	10	6	8	8	5½	16	6	24	10½	31	2	16	9	37	4	26	2	18	7½	9	9	6	5½
29	12	11½	6	6	8	6	16	6½	25	6	31	2	17	3	36	5	28	5½	16	9½	10	10	6	5
30	13	2	6	6	8	1½	16	6½	27	10	28	10	25	4	32	1½	28	9½	15	5	15	10	10	5
31	6	1½	6	6	16	2½	16	2½	28	10	25	10	25	10	32	1½	25	8	15	5	13	13	5	4

THE MANUFACTURES OF THE CITY OF CINCINNATI.

[Prepared from the data of J. F. Blackburn, Esq., Secretary of the Board of Trade and Transportation of Cincinnati.]
 The following table shows the cash capital invested, the value of real estate occupied, and the number of hands employed in the various classes of manufactures of the city of Cincinnati and immediate vicinity, together with the aggregate value of the production, and the number of establishments engaged in each, for two years:

Class of manufactures.	Year ending January 1, 1883.				Year ending January 1, 1882.					
	No. of establishments.	(Cash capital invested.	Value of real estate occupied.	No. of hands employed.	Value of production.	No. of establishments.	(Cash capital invested.	Value of real estate occupied.	No. of hands employed.	Value of production.
Agricultural implements	4	\$25,000	\$141,000	283	\$76,000	4	\$25,000	\$185,000	270	\$58,700
Artificial limbs and trusses	6	27,000	41,000	42	64,725	6	23,100	28,000	35	58,900
Awnings and tents	10	17,800	27,400	60	85,800	10	13,450	29,800	85	62,100
Baking powder and yeast	10	65,000	26,000	67	213,000	10	44,000	19,000	43	161,400
Bellows and forges	2	28,000	20,000	30	33,000	3	35,000	23,000	39	41,000
Bells	3	65,000	41,000	53	183,000	3	65,000	31,000	47	168,000
Billiard tables	4	83,000	43,000	83	318,000	3	75,000	30,000	75	275,000
Blacksmithing	163	153,000	218,000	781	6,803,800	151	141,000	200,000	780	6,117,000
Boilers	6	24,000	65,000	150	285,717	6	214,000	60,000	150	269,400
Book binding and blank books	30	27,000	275,000	520	380,000	35	150,000	270,300	514	371,000
Book and newspaper publishing	101	2,700,000	1,670,000	2,010	4,017,870	101	2,083,310	1,800,000	2,000	3,894,300
Boots and shoes	573	2,167,500	1,077,000	6,660	6,757,334	588	2,101,000	1,033,000	5,570	6,481,118
Bboxes, cigar	11	30,000	70,000	205	234,000	15	87,000	60,000	256	228,000
Brooms	9	45,000	60,000	100	157,000	9	41,800	41,000	108	148,000
Brushes and wire goods	17	165,000	86,000	313	249,190	17	160,407	104,000	320	267,100
Building materials (exclusive of brick and stone)	27	1,416,000	796,000	1,527	3,563,067	27	1,200,000	681,000	1,350	3,071,704
Bungs and faucets	4	3,300	79,000	51	80,300	4	180,000	82,000	40	68,761
Burial cases, coffins, and hearses	4	913,323	224,741	917	1,727,108	9	660,000	246,000	652	1,239,200
Candles, soaps and oils	34	2,418,500	213,000	1,419	9,015,018	33	1,960,000	1,067,000	1,000	7,773,377
Candy and other confections	20	298,000	117,000	345	83,811	19	184,000	125,000	365	668,413
Canned goods	7	302,000	113,000	670	718,000	7	240,000	130,000	830	640,300
Carpentering	227	6,300	17,000	78	68,924	218	314,700	298,000	1,372	2,068,300
Carriages and buggies	29	2,010,000	1,365,000	4,465	8,110,000	29	1,319,500	760,000	3,560	6,021,944

THE MANUFACTURES OF THE CITY OF CINCINNATI—Continued.

Class of manufactures.	Year ending January 1, 1888.						Year ending January 1, 1892.								
	No. of estab- lishments.	Cash capital Invested.	Value of real estate occu- pied.	No. of hands employed.	Value of pro- duction.	No. of estab- lishments.	Cash capital Invested.	Value of real estate occu- pied.	No. of hands employed.	Value of pro- duction.	No. of estab- lishments.	Cash capital Invested.	Value of real estate occu- pied.	No. of hands employed.	Value of pro- duction.
Carriage and wagon materials.....	9	\$488,000	\$210,000	540	\$758,812	9	\$450,000	\$206,000	560	\$999,700	9	\$450,000	\$206,000	560	\$999,700
Cement, lime and plaster.....	5	80,000	14,000	75	56,700	5	80,000	14,000	72	46,200	5	80,000	14,000	72	46,200
Cement felting.....	2	4,000	24	11,900	2	4,000	20	11,000	2	4,000	20	11,000
Chairs and sofas.....	22	270,000	117,000	670	684,000	22	285,000	120,000	700	688,416	22	285,000	120,000	700	688,416
Charcoal, fuel.....	11	7,000	55	29,000	13	8,000	58	29,000	13	8,000	58	29,000
Chewing gum.....	2	8,500	6,500	15	24,000	2	8,700	6,800	18	25,700	2	8,700	6,800	18	25,700
Chiffon carriages, hobby horses, etc.....	1	500	3,000	3	127,000	1	500	3,000	3	5,000	1	500	3,000	3	5,000
Cloaks, mantillas, dress trimmings, etc.....	3	50,000	25,000	125	127,000	3	47,200	25,000	121	131,600	3	47,200	25,000	121	131,600
Cloaks, mantillas, dress trimmings, etc.....	20	255,000	200,000	2,970	1,430,000	19	225,000	200,000	2,900	1,317,700	20	255,000	200,000	2,900	1,317,700
Clothing and gens' furnishing goods.....	380	5,940,000	2,225,000	13,250	17,389,487	383	5,820,000	2,168,000	12,940	16,699,943	380	5,940,000	2,225,000	13,250	17,389,487
Coke.....	5	25,000	80,000	40	117,000	5	25,000	80,000	35	118,000	5	25,000	80,000	35	118,000
Coloring, dyeing and laundry work.....	72	104,300	149,000	940	207,800	61	89,000	186,000	226	182,400	72	104,300	149,000	940	207,800
Cooperage.....	67	513,000	374,000	1,940	1,384,225	72	478,200	390,000	2,278	1,898,600	67	513,000	374,000	1,940	1,384,225
Copper ware.....	7	83,000	95,000	85	181,827	7	84,000	92,000	84	185,700	7	84,000	92,000	84	185,700
Corrage.....	1	41,000	175	892,000	5	84,000	140	878,778	1	41,000	175	892,000
Cotton goods.....	5	395,000	850,000	450	774,116	5	350,000	850,000	468	785,778	5	395,000	850,000	450	774,116
Curled hair and bristles.....	6	45,000	95,000	180	284,213	6	45,000	95,000	180	284,213	6	45,000	95,000	180	284,213
Cutlery and edged tools.....	13	40,000	40,000	113	159,800	13	40,000	40,000	113	159,800	13	40,000	40,000	113	159,800
Dental work.....	66	15,000	20,000	36	85,000	50	15,000	20,000	35	85,000	66	15,000	20,000	36	85,000
Drain pipe.....	4	618,000	222,000	166	1,891,840	4	600,000	275,000	160	1,822,484	4	618,000	222,000	166	1,891,840
Drugs, chemicals and glyceride.....	11	49,000	160,000	385	672,100	11	192,700	150,000	381	831,007	11	49,000	160,000	385	672,100
Earthenware and queens ware.....	8	40,000	30,000	86	118,000	9	35,000	31,000	80	105,000	8	40,000	30,000	86	118,000
Enameled iron ware and show cards.....	13	3,500	4,500	5	6,000	2	3,500	4,500	5	6,500	13	3,500	4,500	5	6,500
Engraving, glass.....	2	17,500	24,000	57	65,400	2	7,900	11,000	33	90,700	2	17,500	24,000	57	65,400
Engraving, metal.....	13	10,000	23,000	56	63,673	6	6,500	14,000	33	44,168	13	10,000	23,000	56	63,673
Fertilizers.....	8	465,000	235,000	110	247,000	4	170,000	65,000	100	263,170	8	465,000	235,000	110	247,000
Filed.....	4	11,000	20,000	27	85,000	4	9,500	20,000	24	98,000	4	11,000	20,000	27	85,000
Fire alarm telegraph and electrical apparatus.....	6	60,000	46,000	90	287,700	6	60,000	46,000	85	219,580	6	60,000	46,000	85	219,580
Fire arms, etc.....	6	9,000	10,000	24	23,000	6	9,000	10,000	20	21,840	6	9,000	10,000	24	23,000
Fire bricks, tile, clay, etc.....	3	37,800	55,000	58	51,000	3	17,800	16,000	38	31,000	3	37,800	55,000	58	51,000
Fire works and explosives.....	8	10,000	12,000	25	36,000	8	16,000	12,000	20	45,600	8	10,000	12,000	25	36,000
Fire wood and kindling.....	1	4,000	3,800	25	18,000	1	4,000	3,800	20	16,000	1	4,000	3,800	20	16,000
Flags and banners.....	3	8,000	25	18,000	3	8,000	25	18,000	3	8,000	25	18,000
Flour and meal.....	2	65,000	37,000	90	189,000	2	62,000	37,000	90	177,000	2	65,000	37,000	90	189,000
Flour and meal.....	4	13,000	13,500	25	23,400	4	13,000	13,500	25	23,400	4	13,000	13,500	25	23,400

THE MANUFACTURES OF THE CITY OF CINCINNATI—Continued.

Class of manufactures.	Year ending January 1, 1883.					Year ending January 1, 1882.				
	No. of estab-lishments.	Cash capital invested.	Value of real estate occu-pied.	No. of hands employed.	Value of pro-duction.	No. of estab-lishments.	Cash capital invested.	Value of real estate occu-pied.	No. of hands employed.	Value of pro-duction.
Paper, printing, wrapping, etc. <i>d.</i> —Continued—										
Collars, novelties, etc.	5	\$7,500	\$12,000	40	\$27,000	5	\$5,000	\$11,000	36	\$23,700
Hangings	32	168,000	210,000	225	592,260	31	148,000	206,000	220	575,820
Painting, fresco, house and sign	164	150,000	150,000	500	675,000	160	125,000	136,000	400	604,000
Patent medicines	44	675,000	250,000	150	898,313	43	647,000	270,000	187	961,914
Patterns and models	21	28,000	35,000	70	53,000	21	26,350	36,000	68	46,228
Photographs	33	45,818	90,000	107	190,000	33	45,590	84,260	111	191,900
Plastering	27	20,000	300,000	225	745,000	25	25,000	220,000	260	225,000
Printing, job	87	325,000	2,750,000	750	18,289,597	87	329,000	2,738,000	780	18,802,857
Provisions	173	3,875,000	2,750,000	1,900	8,877,480	170	3,871,422	2,738,000	1,980	8,668,960
Pumps and plumbing	75	330,000	275,000	450	1,113,663	73	309,500	263,750	445	1,217,540
Railway materials and supplies	8	470,000	390,000	425	1,297,430	8	690,000	550,000	629	1,812,918
Ranges and warm air furnaces	7	175,000	120,000	145	52,000	7	185,000	126,000	154	63,813
Refrigerators, ice boxes, etc.	4	45,000	25,000	50	59,000	4	55,000	34,000	67	81,390
Regalia and costumes	6	55,000	21,000	125	244,520	6	137,000	79,000	183	258,718
Ro-fing materials	12	125,000	75,000	180	9,216	11	4,500	4,800	12	8,380
Rubber molding and stamps	11	7,000	5,000	11	75,000	5	40,800	28,000	52	60,720
Saddles-trees	3	80,000	40,000	55	2,313,000	2	1,030,000	860,000	1,300	2,358,440
Saws and bank locks	6	1,060,000	380,000	1,350	2,388,678	6	1,118,000	76,000	1,001	1,161,300
Saws	5	196,000	80,000	215	51,000	5	32,000	26,000	30	55,000
Scales and trucks	3	35,000	27,000	36	28,400	3	8,500	10,500	24	31,400
Seal presses and canceling stamps	5	13,000	17,000	10	6,000	1	2,000	3,000	11	6,350
Sealing wax	1	2,000	55,000	140	212,000	1	50,500	30,250	115	167,500
Show cases	6	50,000	24,000	175	122,000	6	81,100	24,000	174	118,800
Silk manufactures of	6	81,000	60,000	145	64,000	6	64,000	63,750	140	154,200
Silver plating	12	65,000	70,000	145	473,317	10	125,000	79,000	100	458,648
Spices, mustard, etc.	10	185,000	25,000	65	78,000	6	17,000	26,000	67	71,000
Stair building	3	17,000	25,000	240	850,000	2	800,000	350,000	235	846,000
Starch	6	80,000	350,000	240	498,000	6	230,000	144,000	275	503,000
Steam-boats and barges	2	210,000	150,000	230	121,000	12	36,000	47,000	120	194,000
Steam heating apparatus	3	75,000	50,000	60	176,000	3	68,250	45,000	68	62,669
Steel springs	4	45,000	25,000	66	68,000	6	28,000	24,000	101	1,184,000
Stencils, dies and checks	5	25,000	525,000	1,000	1,248,000	48	740,000	528,000	1,013	1,967,439
Stencils, dies and checks	5	25,000	525,000	1,000	1,248,000	48	740,000	528,000	1,013	1,967,439
Store and hollow ware	60	760,000	600,000	1,280	1,913,725	101	1,053,000	501,000	1,240	1,967,439
Store and hollow ware	10	1,073,000	600,000	1,280	1,913,725	101	1,053,000	501,000	1,240	1,967,439
The ware and liners' supplies	103	260,000	275,000	630	919,400	101	217,000	258,000	630	948,749

	1888	1889	1890	1891	1892	1893	1894	1895	1896	1897	1898	1899	1900
Tobacco, cigars and cigarettes ¹	388	1,373,700	555,000	3,362,917	370	518,000	561,000	1,129,413					
Fine cut, plug, smoking, and snuff	277	560,000	358,000	1,161,480	80	688,000	876,000	1,978,028					
Trunks and valises	11	118,000	175,000	290,000	11	100,000	155,000	215					
Type, presses and printing materials	6	250,000	40,000	531,416	5	259,000	175,000	354					
Umbrellas and parasols	7	20,000	12,000	50,000	7	55,000	11,000	52,000					
Varnishes and japans	5	95,000	80,000	250,000	5	95,000	80,000	200,000					
Veneer etc.	2	350,000	85,000	475,000	2	340,000	85,725	463,500					
Vermorell, macaroni and chocolate	3	6,300	7,000	15,000	3	6,300	7,000	15,000					
Wine and cider	9	125,000	75,000	238,750	9	124,000	74,000	247,800					
Wine, extra, etc.	69	550,000	270,000	890,000	68	543,000	255,000	811,700					
White lead, colors, paints, and putty	13	1,890,000	450,000	1,538,000	13	1,478,000	447,000	1,694,700					
Wine and hair goods	25	80,000	15,000	24	35,000	44,000	63,000	100					
Wine ware	5	15,000	15,000	27,500	5	11,000	9,500	30					
Window shades, venetian blinds, etc.	3	75,000	50,000	27,500	3	175,000	18,500	52,500					
Woods and worked goods	14	85,000	120,000	285,000	13	96,000	118,000	290,000					
Wood turning	1	42,000	42,000	68,000	1	17,000	19,800	46,000					
Wringing machines	1	80,000	30,000	130,000	1	80,000	30,000	130,000					
Miscellaneous industries, to-wit:													
Artesian wells, 1; augers, 1; block and tackles, 1; box straps, 1; calico printing, 1; calcium lights, 2; cheese, 2; cloth shrinking, 2; dentifrice, 1; elevators, 3; electric light, 1; galvanic appliances, 1; grinding, 3; heat reflectors, 1; iridium, 1; looking glasses, 1; oleomargarine, 1; paper stock, 1; slate pencils and soap stone goods, 1; sausage casings, 2; screw taps and dies, 1; safe building, 2; salt packing, 3; suspenders, 1; cigar moulds, 2; taxidermy, 2; smelting, 1; cunuba, 1.	41	550,000	200,000	1,250,000	39	538,000	151,000	971,113					
Miscellaneous industries of Hamilton County, outside of the city limits, not included above	50	1,500,000	400,000	3,000,000	49	1,385,000	366,000	2,862,000					
Totals	5,518	\$77,624,359	\$43,767,641	\$194,572,586	5,336	\$72,916,171	\$41,283,185	\$186,339,857					

1 Estimated.
 2 \$2,883,114 pounds. Hands included with provisions.
 3 10,010,328 gallons.
 4 21 breweries, 7 bottling establishments. Malt liquors manufactured, 25,790,430 gallons.
 5 10,545,978 gallons.
 6 Book paper, 9,539,045 pounds; manilla, 9,577,399 pounds; news, 14,511,451 pounds; roofing, 6,247,188 pounds; wrapping, 21,178,365 pounds; writing, 2,100,000 pounds.
 7 Cigars, 117,677,675; cigarettes, 722,960.
 8 Number of establishments manufacturing plug tobacco, 5; fine-cut, 5; smoking, 14; snuff, 5. Quantity produced: plug tobacco, 1,076,941 pounds; fine-cut and smoking, 1,486,897 pounds; snuff, 20,760 pounds.
 9 Number of establishments manufacturing plug tobacco, 4; fine-cut, 7; smoking, 14; snuff, 5. Quantity produced: plug tobacco, 1,076,941 pounds; fine-cut and smoking, 1,477,678 pounds; snuff, 21,848 pounds.
 10 Estimated.
 11 \$1,741,449 pounds. Hands included with provisions.
 12 11,610,110 gallons.
 13 21 breweries, 6 bottling establishments. Malt liquors manufactured, 25,132,742 gallons.
 14 11,291,655 gallons.
 15 Book paper, 9,299,791 pounds; manilla, 10,496,868 pounds; news, 9,694,057 pounds; roofing, 7,578,628 pounds; wrapping, 14,754,868 pounds; writing, 1,717,005 pounds.
 16 Cigars, 117,699,429; cigarettes, 3,467,960.
 17 Number of establishments manufacturing plug tobacco, 4; fine-cut, 7; smoking, 14; snuff, 5. Quantity produced: plug tobacco, 1,076,941 pounds; fine-cut and smoking, 1,477,678 pounds; snuff, 21,848 pounds.

A CLASSIFIED AND COMPARATIVE STATEMENT OF THE VALUE OF PRODUCTS OF THE MANUFACTURING INDUSTRIES OF CINCINNATI, FOR THE YEARS 1840, 1850, 1860, 1870, 1876, 1877, 1878, 1879, 1880, 1881, 1882.

Classification.	1840.	1850.	1860.	1870.	1876.	1877.	1878.	1879.	1880.	1881.	1882.
Iron	\$1,728,594	\$4,143,900	\$5,305,606	\$20,804,263	\$13,143,931	\$13,288,749	\$14,650,400	\$16,919,355	\$19,968,719	\$20,557,765	\$24,312,631
Other metals.....	658,040	1,200,190	1,464,738	3,873,356	4,351,314	4,491,030	4,740,764	5,916,530	5,478,567	7,145,070	7,024,998
Wood	2,085,337	4,143,900	5,386,153	12,689,165	12,990,716	13,867,604	12,940,424	15,231,111	14,204,244	17,370,633	18,832,144
Leather	1,088,750	2,675,150	2,829,234	7,227,324	7,729,318	7,952,039	8,893,075	9,984,200	11,888,785	13,320,798	13,487,574
Food.....	5,269,617	14,473,582	7,423,580	17,945,651	27,841,537	28,710,063	22,032,161	20,539,575	20,668,153	23,331,346	23,971,013
S soap, candles, and oil.....	433,940	1,503,000	3,222,263	7,455,561	9,964,100	8,293,930	8,525,427	8,640,000	8,317,682	8,187,580	10,373,068
Clothing.....	2,009,550	4,325,000	6,737,683	12,628,082	12,331,610	12,259,010	11,966,962	12,518,420	18,685,844	20,680,965	21,393,508
Liquors.....	307,550	5,240,880	4,394,821	16,361,006	23,615,568	23,817,711	24,531,726	26,307,148	26,647,000	32,847,180	29,708,713
Cotton, wool, hemp, etc.....	411,190	1,161,000	758,068	1,854,774	1,532,165	1,572,532	1,418,400	1,689,900	1,592,013	1,947,256	1,967,140
Drugs, chemicals, etc.....	452,250	2,013,200	1,294,360	3,544,195	4,278,048	4,125,648	4,031,700	4,621,550	4,295,522	4,897,928	4,767,558
Stone and earth.....	258,300	713,000	868,850	2,680,102	2,805,835	3,194,615	2,362,937	3,183,048	2,559,510	3,201,707	3,817,000
Carriages, cars, etc.....	117,000	507,447	788,185	1,794,413	1,943,757	2,954,064	3,824,189	4,503,950	6,548,680	7,654,334	9,686,112
Paper.....	689,600	1,850,540	353,168	1,790,510	2,167,312	2,140,402	2,240,447	3,654,320	4,416,326	4,751,908	4,973,750
Book binding & blank books.....	626,370	880,518	765,900	642,700	578,000	654,000	341,700	371,000	689,000
Printing and publishing.....	131,700	626,370	765,900	642,700	578,000	654,000	341,700	371,000	689,000
Tobacco.....	173,100	54,200	1,593,101	4,699,280	5,418,149	4,957,423	4,982,200	5,550,200	4,401,735	4,592,370	4,782,670
Miscellaneous.....	700,920	2,241,960	1,097,150	5,837,690	4,817,522	4,215,724	4,371,527	4,399,524	5,638,024	6,107,535	4,624,247
Totals	\$16,366,443	\$46,169,279	\$46,995,062	\$127,459,021	\$140,583,960	\$135,123,763	\$138,736,165	\$148,857,290	\$163,351,497	\$166,329,637	\$194,672,536

A CLASSIFIED AND COMPARATIVE STATEMENT OF THE NUMBER OF HANDS EMPLOYED IN THE MANUFACTURING INDUSTRIES OF CINCINNATI, FOR THE YEARS 1840, 1850, 1860, 1870, 1871, 1872, 1873, 1874, 1875, 1876, 1877, 1878, 1879, 1880, 1881, and 1882.

Classification.	1840.	1850.	1860.	1870.	1871.	1872.	1873.	1874.	1875.	1876.	1877.	1878.	1879.	1880.	1881.	1882.
Iron	1,250	6,075	4,040	10,723	10,786	10,237	9,146	8,713	8,300	7,341	7,588	7,710	8,805	10,463	11,874	13,768
Other metals	466	921	1,051	1,809	1,629	1,573	2,144	2,147	2,534	2,405	2,564	2,671	2,996	3,873	4,177	4,354
Wood	1,426	8,796	5,022	7,597	8,091	8,294	7,611	7,977	8,024	7,788	8,696	8,479	9,430	9,646	10,668	11,407
Leather	898	2,473	2,499	4,647	5,067	5,239	4,601	4,929	5,342	5,491	5,553	6,344	7,026	6,905	7,502	7,601
Soap, candles, and oils ..	1,567	3,952	1,010	2,354	1,363	2,621	2,610	4,957	4,535	4,681	4,366	4,458	5,012	5,468	5,215	5,268
Food	142	750	392	1,122	966	1,011	948	1,043	1,067	1,186	1,071	1,150	1,209	1,069	1,050	1,508
Clothing	1,217	3,196	10,647	12,363	12,770	14,508	13,925	15,194	15,682	15,128	16,904	16,511	18,253	17,551	18,068	19,004
Liquors	110	963	615	2,301	1,188	1,870	1,632	1,835	1,816	1,772	1,773	1,869	1,994	1,834	1,964	1,951
Cotton, wool, hemp, etc ..	359	660	557	1,085	862	896	1,485	932	944	1,065	1,272	1,067	1,368	1,136	1,278	1,489
Drugs, chemicals, etc ..	114	394	240	735	508	692	274	560	591	611	624	652	748	738	785	701
Stone and earth	301	641	523	2,209	1,511	1,768	1,366	2,199	2,181	2,075	2,235	2,014	2,412	2,364	2,569	2,597
Carriages, cars, etc	87	486	740	1,175	1,170	1,268	1,207	1,335	1,269	1,465	1,856	2,632	3,122	4,583	4,863	5,799
Paper, etc	512	1,073	77	452	452	433	234	662	901	981	999	1,675	1,647	1,743	2,158	2,268
Book binding and blank books, stationery, etc	101	424	372	353	319	635	620	590	519	500	606	471	514	520
Printing and publishing	1,046	2,598	2,400	2,256	1,966	2,324	2,580	2,449	2,510	2,787	2,873	3,655	3,660	3,690
Tobacco	62	3,898	4,086	3,549	3,187	3,263	3,201	3,210	3,400	3,880	4,100	3,952	3,909	3,835
Fine arts	383	250	266	144	268	354	367	354	340	373	426	485	528	535
Miscellaneous	558	4,177	2,919	2,018	2,638	1,990	2,104	2,211	2,421	2,388	3,711	5,475	5,643	5,783
Totals	9,040	38,567	30,268	59,527	58,443	58,508	55,015	60,998	62,218	60,728	64,709	67,145	74,796	80,889	86,368	90,638



APPENDIX.

APPENDIX.

OFFICIAL ROSTER OF STATE OFFICERS FOR 1884.

[At the close of the printing of this report it is deemed advisable, in view of the numerous changes that have occurred, to append the roster of State officers with their appointees and employes as it exists on the 1st of March, 1884.]

ELECTIVE OFFICERS.

Office.	Name.	Residence.	Term expires.
Governor.....	George Hoadly.....	Cincinnati.....	2d Monday in Jan'y, 1884
Lieutenant-Governor.....	John G. Warwick.....	Massillon.....	" " 1884
Secretary of State.....	James W. Newman.....	Portsmouth.....	" " 1884
Auditor of State.....	Emil Kiesewetter.....	Columbus.....	" " 1884
Treasurer of State.....	Peter Brady.....	Bellevue.....	" " 1884
Attorney-General.....	James Lawrence.....	Cleveland.....	" " 1884
Commissioner of Common Schools.....	Leroy D. Brown.....	Hamilton.....	" " 1884
Board of Public Works.....	George Paul.....	Cuyahoga Falls.....	2d Tuesday in Feb'y, 1884
	Henry Weible.....	Delphos.....	" " 1884
	John P. Martin.....	Xenia.....	" " 1884
Judges of the Supreme Court.....	W. W. Johnson.....	Ironton.....	February 6, 1884
	George W. McIlvaine.....	N. Philadelphia.....	" " 1884
	Martin D. Follett.....	Marietta.....	" " 1884
	John W. Okey.....	Columbus.....	" " 1884
Clerk of Supreme Court.....	Selwyn N. Owen.....	Bryan.....	" " 1884
	J. W. Cruikshank.....	Troy.....	1st Monday in Feb'y, 1884

OFFICERS BY APPOINTMENT—HEADS OF DEPARTMENTS.

Office.	Name.	Residence.	Term.	
			Years.	Expires—
Adjutant-General.....	E. B. Finley.....	Bucyrus.....	2	} 2d Monday in January, 1886.
Assistant Adjutant-General.....	Thos. T. Dill.....	Manassah.....	2	
Commissioner of Railroads and Telegraphs.....	H. Sabine.....	Richwood.....	2	Feb'y 25, 1885
Superintendent of Insurance*.....	Chas. H. Moore.....	Columbus.....	3	June 3, 1884
Supervisor of Public Printing.....	Joshua K. Brown.....	Cambridge.....	2	April 14, 1885
Inspector of Mines.....	Thos. B. Bancroft.....	Gallipolis.....	4	Feb'y 14, 1885
Commissioner of Labor Statistics.....	Henry Luskey.....	Cincinnati.....	2	April 12, 1885
State Librarian.....	Howard L. Conard.....	Columbus.....	2	April 15, 1885
Law Librarian.....	Frank N. Beebe.....	".....	3	Sept. 25, 1885
Secretary State Board of Agriculture.....	W. I. Chamberlain.....	".....	1	Jan'y 14, 1885
Secretary Board of State Charities.....	A. G. Byers.....	".....	1	

*Henry J. Reinmund, of Lancaster, has been appointed Superintendent of Insurance from June 3, 1884.

SUPREME COURT COMMISSION.

Name.	Residence.	Term.	Commission expires.
Moses M. Granger.....	Zanesville.....	Two years.....	April 17, 1885
George K. Nash.....	Columbus.....	".....	" 17, 1885
Franklin J. Dickman.....	Cleveland.....	".....	" 17, 1885
Charles D. Martin.....	Lancaster.....	".....	" 17, 1885
John McCauley.....	Tiffin.....	".....	" 17, 1885

CIVIL AND MILITARY STAFF OF GOVERNOR GEORGE HOADLY.

EXECUTIVE DEPARTMENT.

Civil Staff.

Name.	Office.	Residence.	Years.	Expires
George Hoadly.....	Governor.....	Cincinnati.....	2	Second Monday in Jan., 1886.
D. McConville, Jr.....	Private Secretary ...	Steubenville.....	2	
Frederick Green.....	Executive Clerk.....	Cleveland.....	2	
Edgar J. Mossman.....	Assistant Clerk.....	Kerr, Gallia Co... ..	2	

Military Staff.

Name.	Office.	Residence.	Rank.
<u>Ebenezer B. Finley</u>	Adjutant-General, Inspector-General and Chief of Staff.....	Bucyrus.....	Major-General.
Michael Ryan.....	Quartermaster-General & Commissary-General of Subsistence.....	Cincinnati.....	Brigadier-Gen'l.
Chas. M. Anderson....	Judge Advocate-General..	Greenville.....	" "
A. M. Beers.....	Surgeon-General.....	Newcomerstown	" "
Thomas T. Dill.....	Assistant Adjutant-Gen'l.	Manfield.....	Colonel.
Walter P. Rice.....	Chief of Engineers.....	Cleveland.....	"
John H. James.....	Aid-de-Camp.....	Urbana.....	"
C. A. Layton.....	".....	Wapakoneta.....	"
John M. Armstrong...	".....	Mt. Vernon.....	"
William C. Watson....	".....	East Liverpool...	"
T. F. Spangler.....	".....	Zanesville.....	"
J. W. Harper.....	".....	Cincinnati.....	"
Samuel W. Courtright.	".....	Circleville.....	"
S. H. Church.....	".....	Columbus.....	"
P. W. Wachter.....	".....	Toledo.....	"
E. E. Nash.....	".....	Burton.....	"

DEPARTMENT OF STATE.

Name.	Office.	Residence.	Term of office.
James W. Newman	Secretary of State.....	Portsmouth.....	Two year
S. L. Reeves.....	Chief Clerk	Lancaster.....	"
J. E. Hebard	Statistician.....	Gallipolis.....	"
Felix E. Breen	Corporation Clerk.....	Sandusky.....	"
Jas. K. Newcomer *.....	Stationery Clerk	Delaware.....	"
Hamer D. Hunt	Recording Clerk	Warren	"
Thos. G. Howell.....	Supt. book and packing dep.	Portsmouth.....	"
Wm. H. Domigan.....	Shipping Clerk	Columbus.....	"
Philip Williams.....	Messenger	Columbus.....	"

*Changed his residence from Wilmington March 1, 1864.

AUDITOR OF STATE.

Name.	Office.	Residence.	Term of office.
Emil Kieseewetter	Auditor of State	Columbus.....	Four years
Benj. J. McKinney	Chief Clerk.....	Marietta.....	One year.
Henry J. Caren.....	Chief Book-keeper	Columbus.....	"
Moulton Houk.....	Railroad and Bank Clerk.....	Toledo	Four years
Wm. N. England.....	Chief Clerk Land Dep't.	Logan.....	One year.
Arthur P. Bancroft.....	Clerk Trust Fund and Canal.	Batavia.....	"
John C. Ross.....	Statistical Clerk.....	Cleveland.....	"

TREASURER OF STATE.

Name.	Office.	Residence.	Term of office.	Term expires.
Peter Brady	Treasurer	Bellevue	2 years.	Second Monday in January, 1886.
F. W. Prentiss.....	Cashier	Columbus.....	"	"
J. T. Brady.....	Book-keeper.....	Cleveland.....	"	"
Henry Falkenbach.....	Messenger.....	Columbus.....	"	"
John Tyrrell.....	Watchman	Mineral Ridge.....	"	"
Jos. Kaferly.....	"	Sandusky City	"	"

COMMISSIONER OF COMMON SCHOOLS.

Name.	Office.	Residence.	Term of office.	Term expires.
Leroy D. Brown	Commissioner	Hamilton	3 years.	Second Monday in January, 1887.
Carmi P. Williams.....	Chief Clerk	Columbus.....	"	"
Charles W. Isaminger.	Statistical Clerk.....	Hamilton	"	"
Charles B. Moore.....	Messenger.....	"	"

ATTORNEY-GENERAL.

Name.	Office.	Residence.	Term of office.	Term expires.
James Lawrence.....	Attorney-General...	Cleveland.....	2 years.	Second Monday in January, 1886.
A. E. Buell.....	Clerk	"	"	"
Henry W. Forte	Messenger.....	Cincinnati	"	"

BOARD OF PUBLIC WORKS.

Name.	Office.	Residence.	Term of office.	Term expires.
George Paul, Pres..	Member of Board...	Cuyahoga Falls....	3 years.	Second Tuesday in February, 1885.
Henry Weible.....	"	Delphos.....	"	Second Tuesday in February, 1886.
John P. Martin	"	Xenia	"	Second Tuesday in February, 1887.
Jno. B Gregory ¹	Chief Engineer	Columbus.....	2 years.	May 24, 1884.
John Burch.....	Assistant Engineer..	Xenia.....	"	Mar. 25, 1886.
O. C. Brewer	Secretary.....	Hamilton.....	1 year..	Feb. 15, 1885.
W. L. Baker.....	Clerk	Sidney.....	"	April 1, 1885.
W. J. Jackson.....	Superintendent.....	Piqua.....	"	"
R. N. Andrews.....	"	Hamilton	"	"
Edward Clark	"	New Bremen.....	"	"
Geo. Long.....	"	White House.....	"	"
Geo. Donohue	"	McConnelsville ...	"	"
Geo. A. Manley	"	Chillicothe	"	"
L. N. Stump.....	"	Ashport	"	"
F. J. Sullivan.....	"	Fremont	"	"
Adam Miller	"	Newcomerstown...	"	"
James Murray	"	Circleville.....	"	"
Geo. T. McCurdy...	"	Akron	"	"
John McBride	"	Logan	"	"

¹Frank Synder, of Dayton, has been appointed Chief Engineer, to serve from May 24, 1884. An act of the General Assembly passed March 24, 1884, discontinues the Resident Engineers, and establishes the office of Assistant Engineer.

COMMISSIONERS OF PUBLIC PRINTING.

Name.	Office.	Residence.	Term of office.	Term expires.
James W. Newman, Secretary of State	Ex-officio Commissioners..	Portsmouth.	2 years.	Second Monday in Jan., 1885.
Emil Kieseewetter, Auditor of State		Columbus...	4 "	Second Monday in Jan., 1888.
James Lawrence, Attorney-General		Cleveland....	2 "	Second Monday in Jan., 1886.

COMMISSIONERS OF THE OHIO STATE LIBRARY.

Name.	Office.	Residence.	Term of office.	Term expires
George Hoadly, Governor.....	Ex-officio Commissioners...	Cincinnati...	2 years.	Second Mond in Jan., 188
James W. Newman, Secretary of State		Portsmouth..	"	Second Mond in Jan., 188
Howard L. Conard, State Librarian		Columbus ...	"	April 14, 188

COMMISSIONERS OF SINKING FUND.

Name.	Office.	Residence.	Term of office.	Term expires
Emil Kiesewetter, Auditor of State.....	Ex-officio Commissioners...	Columbus ...	4 years.	Second Mond in Jan., 188
James W. Newman, Secretary of State		Portsmouth..	2 "	Second Mond in Jan., 188
James Lawrence, Attorney-Gen- eral.....		Cleveland....	2 "	Second Mond in Jan., 188
John A. Rea	Clerk.....	Columbus
Henry Orthoefer	Mes'ger...	Columbus

OHIO STATE BOARD OF AGRICULTURE.

Name.	Office.	Residence.	Term of office.	Term expires
Wm. S. Foster	President	Urbana.....	2 years.	Jan. 14, 1885
L. B. Harris	Treasurer	Upper Sandusky	"	Jan. 14, 1886
W. I. Chamberlain...	Secretary	Columbus	1 year.	Jan. 14, 1885
Jas. W. Fleming	Assistant Secretary.	"	"	"
C. D. Bailey.....	Member of Board...	Gallipolis.....	2 years.	"
J. C. Levering.....	"	Levering's.....	"	"
L. N. Bonham.....	"	Oxford	"	"
H. Talcott.....	"	Jefferson	"	"
J. H. Brigham.....	"	Delta.....	"	" 1886
S. H. Hurst.....	"	Chillicothe.....	"	"
T. P. Shields	"	Watkins.....	"	"
Jas. Powell	"	Sol... ..	"	"

OHIO BOARD OF STATE CHARITIES.

Name.	Office.	Residence.	Term of office.	Term expires.
Gov. George Hoadly.....	President, ex-officio	Cincinnati.....		
Roeliff Brinkerhoff ¹ ...	Member of Board...	Mansfield	3 years.	April 23, 1884
Charles Boessel ¹	"	New Bremen.....	"	" 1884
Joseph Perkins.....	"	Cleveland	"	" 1885
John W. Andrews.....	"	Columbus	"	" 1885
Miles D. Carrington...	"	Toledo	"	" 1886
Wm. Howard Seff.....	"	Cincinnati	"	" 1886
Albert G. Byers.....	Secretary	Columbus		

¹ Re appointed to serve from April 23, 1884.

OHIO STATE FISH COMMISSION.

Name.	Residence.	Term of office.	Term expires.
Len A. Harris.....	Cincinnati.....	3 years.....	March 31, 1887.
George Daniel	Sandusky.....	"	"
James Dority.....	Toledo	"	"

ADJUTANT-GENERAL—(Ex-officio Superintendent of State House.)

Name.	Office.	Residence.	Term of office.	Term expires.
E. B. Finley.....	Adjutant-General	Bucyrus	2 years	Jan. 11, 1886.
Thos. T. Dill.....	Ass't Adjutant-General	Mansfield	"	"
Shannon Clements...	Chief Clerk	Bucyrus	"	"
A. A. Hare.....	Transcribing Clerk	U. Sandusky.	"	"
Amos Layman	"	Columbus	"	"
B. W. Layton.....	"	Wapakoneta.	"	"
J. S. Aron.....	"	Springfield	"	"
C. M. Riggs.....	Supt. State Arsenal and Ordnance.....	Goshen	"	"
C. S. Cotter.....	Supt. of laborers.....	Ravenna	"	"
W. H. Richardson	Supt. of flag-room	Lima	"	"
Peter R. Faulkner....	Visitors' attendant	Dayton.....	"	"
Austin Kearns.....	Day policeman	Cleveland	"	"
Thos. J. White.....	Night policeman.....	Crestline	"	"
Geo. C. Lanning	Engineer.....	Columbus	"	"
Geo. C. Gum.....	Fireman	Dunkirk	"	"
M. C. McGrath	"	Ottawa	"	"
G. W. Balliet.....	Guard and shipper, State Arsenal.....	Nevada	"	"
Henry Orthoefer.....	Regular laborer	Columbus		
Sam'l H. Elliott.....	"	Carlisle		
John Mohnken	"	Marietta		
Reed L. Wicks.....	"	Athens		
A. Smees.....	Extra laborer	Niles		
Wm. Holzback	"	"		
F. Feering.....	"	Bucyrus.....		

COMMISSIONER OF RAILROADS AND TELEGRAPHS.

Name.	Office.	Residence.	Term of office.	Term expires.
Hylas Sabine	Commissioner...	Richwood	2 years ...	March 12, 1888
H. L. Wilgus.....	Clerk.....	Conover	" "	" "

STATE INSURANCE DEPARTMENT.

Name.	Office.	Residence.	Term of office.	Term expires.
*Charles H. Moore.....	Superintendent	Columbus	2 years	June 2, 1888
Jacob A. McEwen.....	Chief Clerk.....	Cambridge.....	"	"
William H. Lott.....	Extra Clerk.....	Columbus	"	"
George W. Copeien....	Book-keeper	Mt. Washing'tn	"	"
John D. Herr.....	Corresponding Clerk..	Columbus	"	"
George A. Bell.....	Mailing Clerk.....	"	"	"

* Henry J. Reinmund, of Lancaster, has been appointed Superintendent of Insurance from June 3, 1884.

SUPERVISOR OF PUBLIC PRINTING AND BINDING.

Name.	Office.	Residence.	Term of office.	Term expires.
Joshua K. Brown ...	Sup't Public Printing.	Cambridge.....	2 years	April 14, 1888
M. C. Lilley.....	Sup't State Bindery ...	Columbus	"	"
George C. Schmelz ..	Forem'n State Binde'y	"	"	"
John Corbett.....	Driver	"	"	"

INSPECTOR OF MINES.

Name.	Office.	Residence.	Term of office.	Term expires.
Thos. B. Bancroft....	State Inspector.....	Gallipolis.....	4 years	Feb. 14, 1888
Austin King, Jr	Assistant Inspector....	Salineville.....	"	"

BUREAU OF LABOR STATISTICS.

Name.	Office.	Residence.	Term of office.	Term expires.
Henry Luskey.....	Commissioner	Cincinnati.....	2 years	April 12, 1885
Isaac Stroud	Messenger	Columbus	"	"

STATE LIBRARY.

Name.	Office.	Residence.	Term of office.	Term expires.
Howard L. Conard...	State Librarian.....	Columbus	2 years	April 15, 1885
Mary C. Harbaugh...	Assistant Librarian....	"	"	"

LAW LIBRARY.

Name.	Office.	Residence.	Term of office.	Term expires.
Frank N. Beebe	Law Librarian.....	Columbus	3 years	Sept. 25, 1886
James M. Bell.....	Assistant Librarian....	"	1 year.	Aug. 15, 1884

CLERK OF SUPREME COURT.

Name.	Office.	Residence.	Term expires.
J. W. Cruikshank....	Clerk of Supreme Court and ex-officio Clerk Supreme Court Commission	Troy	1st Monday in Feb., 1887.
J. W. Slocum.....	Deputy Clerk Supreme Court and ex-officio Deputy Clerk Supreme Court Commission...	Columbus	"
John L. Hill.....	Deputy Clerk Supreme Court Commission	Findlay.....	

CONGRESSIONAL APPORTIONMENT.

THE CONGRESSIONAL DISTRICTS OF OHIO, AS CONSTITUTED BY THE
ACT OF THE GENERAL ASSEMBLY, PASSED FEBRUARY 14, 1884.

First District—That so much of the county of Hamilton as is now contained within the limits of the first, second, third, fourth, fifth, sixth, seventh, eighth, ninth, tenth, eleventh, and eighteenth wards of the city of Cincinnati, as they are now constituted and the townships of Anderson, Columbia, Spencer, Symmes, and Sycamore, and Avondale and the Northeast, St. Bernard, and Bond Hill precincts of Mill Creek township, shall compose the first district.

Second District—The balance of the county of Hamilton now contained within the limits of the twelfth, thirteenth, fourteenth, fifteenth, sixteenth, seventeenth, nineteenth, twentieth, twenty-first, twenty-second, twenty-third, twenty-fourth, and twenty-fifth wards of the city of Cincinnati, as they are now constituted, and the townships of Springfield, Colerain, Greene, Delhi, Miami, Whitewater, Harrison and Crosby, and Clifton, College Hill, Winton Place, and Western precincts of Mill Creek township, shall compose the second district.

Third District—The counties of Butler, Preble, Warren, and Clermont shall compose the third district.

Fourth District—The counties of Montgomery, Miami, and Darke shall compose the fourth district.

Fifth District—The counties of Shelby, Mercer, Auglaize, Allen, Logan, and Hardin shall compose the fifth district.

Sixth District—The counties of Williams, Defiance, Paulding, Van Wert, Putnam, Henry, and Fulton shall compose the sixth district.

Seventh District—The counties of Wood, Hancock, Seneca, Wyandot, and Crawford shall compose the seventh district.

Eighth District—The counties of Champaign, Clarke, Greene, Clinton, and Fayette shall compose the eighth district.

Ninth District—The counties of Marion, Union, Morrow, Delaware, Knox, and Madison shall compose the ninth district.

Tenth District—The counties of Lucas, Ottawa, Sandusky, and Erie shall compose the tenth district.

Eleventh District—The counties of Ross, Highland, Brown, and Adams shall compose the eleventh district.

Twelfth District—The counties of Vinton, Pike, Jackson, Scioto, and Lawrence shall compose the twelfth district.

Thirteenth District—The counties of Franklin, Pickaway, Fairfield, and Hocking shall compose the thirteenth district.

Fourteenth District—The counties of Perry, Morgan, Athens, Meigs, and Gallia shall compose the fourteenth district.

Fifteenth District—The counties of Tuscarawas, Coshocton, Licking, and Muskingum shall compose the fifteenth district.

Sixteenth District—The counties of Lorain, Huron, Ashland, Richland, and Holmes, shall compose the sixteenth district.

Seventeenth District—The counties of Guernsey, Belmont, Noble, Monroe, and Washington shall compose the seventeenth district.

Eighteenth District—The counties of Mahoning, Columbiana, Carroll, Jefferson, and Harrison shall compose the eighteenth district.

Nineteenth District—The counties of Ashtabula, Trumbull, Portage, Geauga, and Lake, the townships of Bedford, Brecksville, Chagrin Falls, East Cleveland, Euclid, Independence, Mayfield, Orange, Royalton, Strongsville, Solon, and Warrensville, in Cuyahoga county, and the sixteenth and seventeenth wards of the city of Cleveland, shall compose the nineteenth district.

Twentieth District—The counties of Summit, Medina, Wayne, and Stark, shall compose the twentieth district.

Twenty-first District—The first, second, third, fourth, fifth, sixth, seventh, eighth, ninth, tenth, eleventh, twelfth, thirteenth, fourteenth, fifteenth, and eighteenth wards of the City of Cleveland, as constituted and bounded January 1, 1884, and the townships of Brooklyn, Dover, Middleburgh, Newburgh, Olmstead, Rockport, and Parma, in Cuyahoga county, shall compose the twenty-first district.

OFFICIAL VOTE IN OHIO AT THE OCTOBER ELECTIONS IN
1880 AND 1883.

GIVING THE VOTE CAST FOR THE HEAD OF EACH TICKET, BY CON-
GRESSIONAL DISTRICTS, AS CONSTITUTED BY THE ACT OF FEBRU-
ARY 14, 1884.

	1880.		1883.	
	Republi- can,	Demo- cratic.	Republi- can.	Demo- cratic.
FIRST DISTRICT.				
Part of Hamilton County	17,134	14,442	14,140	15,14
Majorities	2,692			1,00
SECOND DISTRICT.				
Part of Hamilton County	17,753	15,497	14,950	16,47
Majorities	2,256			1,52
THIRD DISTRICT.				
Butler	3,831	6,266	3,411	6,30
Clermont	4,028	4,417	4,024	4,36
Preble	3,183	2,711	2,926	2,73
Warren	4,565	2,564	3,875	2,50
Totals	15,607	15,958	14,236	15,91
Majorities		351		1,677
FOURTH DISTRICT.				
Darke	4,046	5,167	3,915	5,112
Miami	4,928	3,604	4,808	4,042
Montgomery	9,726	10,332	9,182	11,470
Totals	18,700	19,103	17,905	20,624
Majorities		403		2,719
FIFTH DISTRICT.				
Allen	2,767	3,763	3,064	4,251
Anglaize	1,553	3,395	1,516	3,638
Hardin	3,412	3,124	3,537	3,478
Logan	3,669	2,434	3,621	2,407
Mercer	1,326	3,153	1,477	3,415
Shelby	2,181	3,132	2,182	3,398
Totals	14,908	19,001	15,397	20,587
Majorities		4,093		5,190

OFFICIAL VOTE IN OHIO, ETC.—Continued.

	1880.		1883.	
	Repub- lican.	Dem- ocratic.	Repub- lican.	Dem- ocratic.
SIXTH DISTRICT.				
Defiance	1,915	3,062	1,876	3,082
Fulton	2,841	1,801	2,760	1,850
Henry	1,641	2,719	1,678	2,889
Putnam	1,709	3,353	1,905	3,738
Van Wert	2,553	2,549	2,928	2,900
Paulding	1,437	1,401	1,820	1,840
Williams	2,871	2,635	2,731	2,825
Totals	14,967	17,520	15,528	19,124
Majorities		2,553		3,596
SEVENTH DISTRICT.				
Crawford	2,541	4,453	2,478	4,457
Hancock	2,785	3,099	3,048	3,524
Seneca	3,853	4,700	3,877	4,910
Wood	4,123	3,426	4,061	3,619
Wyandot	2,816	2,920	2,241	3,056
Totals	15,618	18,598	15,555	19,566
Majorities		2,980		4,001
EIGHTH DISTRICT.				
Champaign	3,995	2,856	3,798	2,920
Clark	6,114	4,174	6,517	5,060
Clinton	3,831	2,213	3,557	2,126
Fayette	2,826	2,139	2,839	2,015
Greene	4,824	2,494	4,376	2,484
Totals	21,590	13,876	21,086	14,595
Majorities	7,714		6,490	
NINTH DISTRICT.				
Delaware	3,403	3,073	3,403	3,113
Knox	3,395	3,421	3,310	3,542
Madison	2,593	2,341	2,524	2,325
Marion	2,153	2,924	2,182	3,005
Morrow	2,489	2,143	2,398	2,175
Union	3,242	2,280	3,294	2,237
Totals	17,275	16,182	17,106	16,397
Majorities	1,093		700	
TENTH DISTRICT.				
Erie	3,455	3,415	3,639	4,093
Lucas	6,659	6,181	6,048	7,832

OFFICIAL VOICE IN OHIO, ETC.—Continued.

	1880.		1883.	
	Republi- can.	Democ- ratic.	Republi- can.	Democ- ratic.
TENTH DISTRICT—Continued.				
Ottawa	1,381	2,538	1,282	2,729
Sandusky	2,899	3,710	2,719	3,770
Totals	14,394	15,844	12,678	18,424
Majorities		1,450		5,746
ELEVENTH DISTRICT.				
Adams	2,531	2,767	2,614	2,910
Brown	3,099	4,282	2,904	4,012
Highland	3,612	3,591	3,655	3,469
Ross	4,607	4,604	4,405	4,728
Totals	13,849	15,244	13,578	15,119
Majorities		1,395		1,541
TWELFTH DISTRICT.				
Jackson	2,719	2,165	3,126	2,423
Lawrence	4,391	2,844	3,935	3,191
Pike	1,689	2,206	1,699	2,204
Scioto	3,540	3,198	3,561	3,134
Vinton	1,702	2,022	1,659	1,951
Totals	14,041	12,435	13,980	12,903
Majorities	1,606		1,077	
THIRTEENTH DISTRICT.				
Fairfield	3,017	4,801	2,972	4,713
Franklin	9,093	10,052	9,522	11,034
Hocking	1,727	2,403	1,857	2,436
Pickaway	2,849	3,701	2,616	3,630
Totals	16,686	20,957	16,967	21,813
Majorities		4,271		4,846
FOURTEENTH DISTRICT.				
Athens	3,543	2,244	3,656	2,391
Gallia	3,406	2,309	3,092	2,172
Meigs	4,036	2,810	3,494	2,474
Morgan	2,508	2,104	2,263	2,038
Perry	2,526	3,145	3,116	3,221
Totals	16,019	12,612	15,621	13,296
Majorities	3,407		3,225	

OFFICIAL VOTE IN OHIO, ETC.—Continued.

	1880.		1883.	
	Repub- lican.	Dem- ocratic.	Repub- lican.	Dem- ocratic.
FIFTEENTH DISTRICT.				
Coshocton	2,728	3,414	2,673	3,400
Licking	4,126	5,526	4,107	5,798
Muskingum	5,730	5,471	5,449	5,574
Tuscarawas	3,910	4,729	3,819	5,026
Totals	16,524	19,140	16,048	19,807
Majorities		2,616		3,759
SIXTEENTH DISTRICT.				
Ashland.....	2,075	3,149	2,402	3,125
Holmes	1,277	3,149	1,196	3,236
Huron	4,377	2,967	4,100	3,222
Lorain	5,309	2,742	4,912	3,115
Richland	3,905	4,817	3,678	4,828
Totals	17,033	16,824	16,288	17,526
Majorities	809			1,238
SEVENTEENTH DISTRICT.				
Belmont.....	5,440	5,387	5,532	5,426
Guernsey.....	3,277	2,598	3,077	2,410
Monroe	1,512	3,808	1,307	3,364
Noble	2,271	2,045	2,192	2,093
Washington	4,670	4,600	4,165	4,472
Totals	17,170	18,438	16,273	17,765
Majorities		1,268		1,492
EIGHTEENTH DISTRICT.				
Carroll	2,186	1,549	2,235	1,621
Columbiana	6,339	4,183	5,951	4,389
Harrison	2,704	2,077	2,596	2,026
Jefferson	4,290	2,936	4,218	2,996
Mahoning	4,746	4,078	5,016	4,451
Totals	20,265	14,823	19,966	15,483
Majorities	5,442		4,473	
NINETEENTH DISTRICT.				
Ashtabula	6,069	2,131	6,376	2,417
East Cuyahoga	3,798	1,548	3,559	1,954
Geauga.....	2,965	807	2,579	819
Lake	2,863	1,119	2,543	1,114

OFFICIAL VOTE IN OHIO, ETC.—Continued.

	1880.		1883.	
	Repub- lican.	Dem- ocratic.	Repub- lican.	Dem- ocratic.
NINETEENTH DISTRICT—Continued.				
Trumbull.....	6,571	3,119	5,472	3,164
Portage.....	3,850	3,113	3,381	3,002
Totals.....	26,746	11,837	23,901	12,470
Majorities.....	14,909		11,431	
TWENTIETH DISTRICT.				
Medina.....	3,213	2,128	2,959	2,262
Stark.....	6,975	6,889	7,437	8,154
Summit.....	5,572	4,027	5,463	4,647
Wayne.....	4,297	4,791	4,300	4,826
Totals.....	20,057	17,835	20,159	19,889
Majorities.....	2,222		270	
TWENTY-FIRST DISTRICT.				
West Cuyahoga.....	18,316	18,636	15,806	17,772
Majorities.....	4,680			1,966

ERRATA.

On page 309 the vote of Simon P. Wolcott, for State Senator, in Ashtabula county, should be 6,191, instead of 2,191. A corresponding increase should be given to his total vote and his majority, making the latter 7,915.

On page 202, to brochure cover paper issued, should be added 156 sheets, cost, \$1.36. Used for sample purposes.

On page 203, to flat-cap paper issued, should be added "a transfer from flat-letter" account, seven reams and 460 sheets, valued at \$14.69.

INDEX.

INDEX OF SUBJECTS.

	PAGE
Introduction and suggestions	3-11
Official roster of Ohio for 1883-84 (See Appendix, page 862)	14
Roster of Ohio State institutions	22-28
Judiciary	29-50
Senators and Representatives of the Forty-eighth Congress	51-65
Senators and Representatives of Sixty-sixth General Assembly, 1884-86	67-72
Apportionment for members of the General Assembly, 1881-1891	73-77
Roster of county officers.....	79-90
Justices of the Peace, list of.....	91-123
Commissioners of Deeds for Ohio residing in other States.....	125-142
Commissioners of Deeds for other States residing in Ohio.....	143-149
Incorporated companies, and changes in incorporated companies, for the year ending November 15, 1883.....	151-200
Paper and stationery account.....	201-242
Election statistics	245-306
Joint resolutions, adopted by General Assembly March 30 and April 4, 1883, proposing Amendments to Constitution	206-206
Proclamation by the Governor, on the adoption of amendment to Article Four of the Constitution.....	299-301
Educational statistics	367-400
Judicial statistics.....	401-462
Social statistics	463-549
Jail statistics.....	465-470
Pauperism and its cost.....	491-496
Benevolent, penal, and reformatory institutions, statistics of.....	503-527
Nosological statistics	531-619
Finances of Ohio, taxation, etc., including bank statistics.....	625-654
Railroad statistics	655-686
Standard Time, article by Prof. T. C. Mendenhall.....	657-662
Conveyance statistics.....	687-699
Miscellaneous State and United States statistics.....	701-743
Governors, and their salary in each State and Territory	702-708
Population, date of organization, area, etc., of each State.....	704-705
Foreign born inhabitants of the United States.....	706
Land grants by acts of Congress for railroad purposes.....	710-713
Nationality of immigrants arrived in the United States during year ending June 30, 1883.....	714-716
United States revenue and expenditure.....	717-719
Annual appropriations by Congress, from 1876 to 1881.....	720
Analysis of the public debt of the United States from 1860 to 1883.....	721-722
Internal revenue, statistics of the United States.....	723-730
Pension statistics.....	731-734
Imports into and exports from the United States.....	735-743
Agricultural statistics.....	745-785
Manufacturing and building statistics.....	786-807
Labor statistics.....	809-816
Trade, commerce, and manufactures of Toledo, Cleveland and Cincinnati.....	817-859
Appendix.....	861-876
Roster of State officers, employes, etc., March 1, 1884.....	862-869
Congressional Districts of Ohio, as constituted by act of General Assembly, February 14, 1884.....	870-871
Official vote at October elections in 1880 and 1883, by Congressional districts, as consti- tuted by act of General Assembly, February 14, 1884.....	872-876
Errata	876

INDEX.

	PAGE
Adjutant-General, roster of office.....	20
Agricultural statistics.....	746
lands, number of acres cultivated, etc.....	746
Agriculture, State Board of, officers and members.....	19
Amendments to Constitution, vote on, in 1888.....	266
in 1875 and 1879.....	265
joint resolution of General Assembly proposing.....	296
Amendment to Constitution, judicial, proclamation by the Governor.....	239
Animals, domestic, number of.....	776
died of disease.....	780
Appendix.....	862
Apples, bushels produced.....	771
Appointive State officers, names of.....	15
Apportionment for members of General Assembly, 1881-1891.....	73
Appropriations by Congress, from 1876 to 1884.....	729
Asylums for insane, number of inmates, expenses, etc.....	503
Athens asylum for insane, officers of.....	83
number of inmates, etc.....	516
Attorney-General, roster of office.....	18
Auditor of State, roster of office.....	17
Auditors of counties.....	63
Banking associations, savings and loan.....	652
Bank statistics—(Finances of Ohio).....	644
Banks, savings, and loan associations incorporated.....	154
Barley, bushels produced.....	755
Bees, number of hives.....	765
Benevolent, reformatory and penal institutions, summary of statistics.....	503
Births, by counties, during the year.....	464
in each month.....	465
total number each year from 1868 to 1883.....	602
Blind, officers of the Ohio Institution for the.....	29
number of inmates, etc., of the institution.....	506
Board of State Charities, members of.....	20
Boats built in Ohio.....	798
Bonds in Ohio exempt from taxation.....	654
Boys sent to reform schools by Courts of Common Pleas.....	463
Probate Judges.....	479
Broom-corn, pounds of bru.sh produced.....	757
Buckwheat, bushels produced.....	748
Building statistics.....	786
Building and loan associations incorporated.....	155
Buildings erected during the year.....	800
Bureau of Labor Statistics, roster of office.....	22
Butter, pounds made.....	763
Casualties—how killed, suicides, etc., from 1864 to 1883.....	302
Cattle, died of disease.....	782
number in each county.....	776
Cemetery associations incorporated.....	157

	PAGE
Central asylum for Insane, (Columbus,) officers of	31
number of inmates, etc.....	508
Certificates of incorporation filed, miscellaneous.....	199
Charities, State Board of.....	20
Cherries, bushels produced.....	771
Cheese, pounds made.....	763
Churches, incorporated.....	158
Cincinnati, trade and commerce of.....	836
City and county debts.....	638
Civil judgments rendered.....	458
Civil staff of the Governor.....	15
Classification of diseases.....	553
Cleveland asylum for insane, officers of.....	32
number of inmates, etc.....	512
Cleveland, trade and commerce of.....	824
Clerks of Courts of Common Pleas, roster of.....	80
Clover, tons produced.....	759
Coal, bushels mined.....	788
mine employes, earnings of.....	815
Collections of internal revenue in each state.....	728
Collectors and districts—Internal revenue, in Ohio.....	723
Colleges and literary societies incorporated.....	100
universities, etc., in Ohio.....	370
Commission, Ohio State, Fish, roster of.....	20
Commissioner of Common Schools, roster of office.....	17
railroads and telegraphs, roster of office.....	21
Commissioners of deeds for Ohio.....	136
other states.....	143
Ohio State Library.....	19
Public Printing.....	18
Sinking Fund.....	19
Common Pleas Courts, Judges of.....	44
Clerks of.....	80
Companies organized for manufacturing purposes, incorporated.....	163
mining purposes, incorporated.....	170
Congress, appropriations by, from 1876 to 1884.....	720
Senators and representatives in Forty-eighth.....	52
Congressional districts of Ohio in 1884.....	870
Constitutional amendments, vote on, in 1883.....	266
in 1875 and 1879.....	268
Constitution of Ohio, proposed new, and separate proposition, vote on, in 1874.....	260
vote on license clause, in 1851.....	280
Construction companies incorporated.....	161
Conveyance statistics.....	687
Co-operative associations incorporated.....	161
Corn, bushels produced.....	750
Coroners, county.....	86
Cost of education in Ohio.....	400
paper and stationery issued by Secretary of State.....	243
pauperism.....	491
County and city debts.....	638
County officers, roster of.....	80
Court, Common Pleas, list of judges.....	44
Superior, of Cincinnati.....	40
Supreme.....	40
Supreme, Commission.....	40
Supreme, clerk of.....	40

	PAGE
Courts, times of holding	46
United States Circuit and District	41
Cows, milch, number of.....	773
Crimes against the person, prosecution for.....	402
Criminal cases, fines, costs, etc.....	460
Dayton asylum for insane, officers of.....	33
number of inmates, etc.....	514
Deaf and Dumb, Ohio institution for, officers of.....	28
number of inmates, etc.....	505
Deaths, nosological arrangement of.....	556
at each age, in 1884.....	536
in each month.....	544
in each year from 1866 to 1883	502
Debt, of United States, from 1860 to 1883.....	723
in each state.....	706
city and county, etc., in Ohio.....	685
railroad	673
State and local	696
Deceased persons, nativity of	582
occupation of.....	536
social relations of.....	469
Deeds, Commissioners of, for Ohio.....	125
other states.....	143
Divorces, granted each year from 1865 to 1883	456
suits brought, etc., in 1883.....	442
Diseases, nomenclature and classification of	553
Distilled spirits, grain, etc., used in manufacture of.....	726
Dogs, number of.....	773
Domestic animals, number of.....	776
died of disease	780
Drain-tile manufactured, number of feet.....	796
Educational statistics	267
Eggs, dozens produced	769
Elective State officers	14
Election statistics	245
abstract of votes for Attorney-General.....	264
Auditor of State.....	266
Clerk of Supreme Court.....	262
Commissioner of Common Schools.....	260
Constitutional amendments, 1863.....	266
Constitutional amendments, 1875, 1879.....	263
Constitution of 1851—license clause	260
Constitution—new, in 1874	260
Governor in 1863	272
Judges of Supreme Court	276
Lieutenant-Governor	274
Members Board of Public Works	262
Representatives Sixty-sixth General Assembly, 1863.....	312
Senators Sixty-sixth General Assembly	302
Treasurer of State	266
electoral votes in each State	250
gains and losses—vote of 1863.....	269
majorities in each county, 1860, 1861, 1862, 1863.....	269
males of voting age in Ohio, 1863	246
in United States, 1860.....	244


	PAGE
Election, vote by counties and precincts, 1880, 1881, 1882, 1883.....	318
at State and Presidential elections in Ohio, 1852 to 1883.....	254
for Governor from 1803 to 1850.....	252
in Ohio for President, 1872, 1876, 1880.....	257
in United States for President in 1876 and 1880.....	250
Electric light and power companies incorporated.....	162
Employes, average earnings and expenses of.....	814
coal miners, earnings of.....	815
in various occupations, earnings of.....	810
Errata.....	878
Estates administered upon.....	475
Equipment contracts, railway, filed in office Secretary of State.....	198
Expectation of life.....	552
Exports and imports by the United States from 1835 to 1883.....	786
by articles in 1883.....	737
Feeble-minded youth, officers of the institution for.....	30
number of inmates, etc.....	507
Finances of Ohio.....	625
United States, revenue and expenditures.....	717
Fines, costs, etc., in criminal cases.....	490
Fire and life insurance companies incorporated.....	162
Fire, flood, etc., property destroyed by.....	806
Fish Commission of Ohio, names and residence of members.....	30
Flax, bushels of seed and pounds of fibre produced.....	761
Floods, losses by.....	784
Fruits, bushels produced.....	771
Gains and losses on vote for State officers in 1883.....	209
Gas companies incorporated.....	163
General Assembly, apportionment for members, 1881-1891.....	73
pay of members, in each State.....	709
senators and representatives of sixty-sixth.....	68
General manufactures in Ohio.....	798
Girls' Industrial Home, officers of.....	35
number of inmates of.....	690
Girls sent to Industrial Home by Probate Judges.....	479
courts of Common Pleas.....	481
Glassware, manufactured.....	796
Gold, silver and bullion, imports and exports of, by United States.....	736
Governors of the States and Territories.....	702
Grain used in production of distilled spirits in United States.....	736
Grand duplicate of Ohio, summary of, from 1800 to 1883.....	629
Grants by Congress, of public lands for railroad purposes.....	710
Grapes, pounds gathered.....	769
Hay, tons produced.....	759
Historical and statistical table of the United States.....	704
Hogs, died of disease.....	780
number in each county.....	778
Horses, died of disease.....	782
number in each county.....	778
House of Refuge and Correction—Toledo, officers and trustees of.....	37
number of inmates, etc.....	528
Immigrants arrived in the United States, year ending June 30, 1883.....	714
Imports and exports by the United States from 1835 to 1883.....	726
by articles in 1883.....	741

	PAGE
Incorporated companies, during 1883.....	153
Inhabitants of United States born in foreign countries.....	706
Inquests, number held in 1883.....	630
Internal revenue, collections in each State from 1874 to 1883.....	728
collectors of in Ohio.....	723
districts of Ohio.....	723
statistics of United States.....	724
Insane asylums, number of inmates, expenses, etc.....	508
Insane persons sent to asylums.....	477
Inspector of Mines, roster of office.....	21
Insurance, State Department of, roster of office.....	21
Iron, manufactures of.....	790
Jail statistics.....	485
Joint resolutions proposing amendments to constitution of Ohio in 1883.....	296
Judges of Circuit and District Courts of United States, in Ohio.....	41
Common Pleas Courts.....	44
Supreme Court.....	40
Supreme Court Commission.....	40
Judicial statistics.....	401
Judiciary of Ohio.....	39
Justices of the Peace, list of.....	91
Land grants to railroads by Congress.....	710
Lands, cultivated, unimproved, etc.....	746
number of acres and assessed value of.....	682
Law Library, roster of officers.....	22
Leather, manufactures of.....	794
Library, Commissioners of Ohio State.....	19
Ohio State, roster of officers.....	22
Life and fire insurance companies and associations incorporated.....	162
Life, expectation of at different ages.....	552
Literary societies and colleges incorporated.....	160
Longview Asylum for Insane, officers of.....	51
number of inmates, etc.....	510
Loan (building and) associations incorporated.....	155
Loan associations (banking, savings and) incorporated.....	154
Losses by floods during year ending May 1, 1883.....	789
Majorities in each county, in 1880, 1881, 1882, 1883.....	269
Males of voting age in Ohio, 1883.....	245
United States, 1880.....	268
Manufactures of Ohio, general.....	796
Manufacturing and building statistics.....	788
Maple sugar and syrup produced.....	767
Marriages during the year ending March 31, 1883.....	664
in each month.....	666
from 1856 to 1883.....	656
Mendenhall, Prof. T. C.—article on "Standard Time".....	657
Merchandise imported and exported by United States from 1835 to 1883.....	735
Military staff of Governor.....	16
Milk, gallons sold for family use.....	768
Mineral products.....	788
Mortgages of lands.....	696
railroad and telegraph companies.....	699
Mules, number of.....	774
Mutual aid associations incorporated.....	172

	PAGE
National banks—action of Ohio State Board of Equalization.....	647
National statistics, miscellaneous, State and.....	701
Native population of the States and Territories, movement of.....	707
Nativity of deceased persons.....	582
persons naturalized.....	471
Nomenclature of diseases.....	553
Nosology of deaths.....	558
Oats, bushels produced.....	750
Occupations of deceased persons.....	586
Offenses against chastity and morality, prosecutions for.....	434
property.....	414
public justice and health.....	432
public peace and right of suffrage.....	428
public policy.....	438
Ohio Fish Commission, names and residence of members.....	20
Ohio institutions, roster of.....	28
statistics of.....	508
Ohio Penitentiary, directors and officers of.....	37
number of inmates, etc.....	594
Ohio Reform School for Boys, trustees and officers of.....	36
number of inmates, etc.....	520
Ohio State University, Columbus, officers and faculty of.....	34
number of students.....	505
Ohio University, Athens, officers and faculty of.....	26
number of students, etc.....	505
Orchards, acres occupied by.....	771
Ore, iron, tons mined, etc.....	788
Orphans' Home, Soldiers' and Sailors', trustees and officers of.....	33
number of inmates, etc.....	518
Paper and stationery account.....	201
aggregate cost of quantity issued.....	242
Pay of members of legislature in each State.....	709
Pauperism and its cost.....	491
Peaches, bushels produced.....	771
Pears, bushels produced.....	771
Penal institutions, statistics of.....	508
Penitentiary, directors and officers of.....	37
number of inmates, etc.....	594
Pension claims filed and allowed since 1861.....	783
Pensions paid to survivors of war of 1812.....	734
Pension statistics.....	731
Persons naturalized during the year.....	471
sent to asylums for insane.....	477
Plums, bushels produced.....	771
Population, area, and date of organization of each State.....	704
Population of school age in each State.....	376
Potatoes, bushels produced.....	761
sweet, bushels produced.....	771
Pottery manufactured, value of.....	796
President, vote for, in each State in 1872, 1876 and 1880.....	250
Printing, names of commissioners of public.....	18
Printing and binding, roster of office of Supervisor.....	21
Printing and publishing companies incorporated.....	178
Probate judges, roster of.....	80


	PAGE
Proclamation of Governor Foster—judicial amendment to Constitution of Ohio, 1863.....	269
Products exported from United States, values of.....	787
of Ohio, mineral.....	788
Property destroyed by floods.....	784
destroyed by fire, etc.....	806
valuation of, in Ohio.....	686
assessed valuation of, in each State.....	706
Prosecuting attorneys, roster of.....	81
Prosecutions for crimes against the person.....	428
offenses against chastity and morality.....	434
property.....	444
public justice and health.....	428
public peace and rights of suffrage.....	435
public policy.....	436
Public debts in Ohio.....	626
of United States from 1869 to 1883.....	722
Public revenue and expenditure from 1863 to 1884.....	717
Public Works, State Board of, roster of office.....	18
Railroad companies consolidated.....	176
extending lines.....	176
incorporated.....	174
street, incorporated.....	181
Railroad statistics.....	655
Railroad equipment, contracts filed.....	196
Real estate, value of in cities and towns, etc.....	632
valuation on grand duplicate from 1836 to 1863.....	630
Recorders, county, roster of.....	85
Reformatory institutions, summary of inmates, expenses, etc.....	508
Reform Schools for Boys, trustees and officers of.....	26
number of inmates, etc.....	220
Reform schools, number of boys sent to by probate judges.....	479
number of boys and girls sent to, by courts of common pleas.....	463
Representatives in Forty-eighth Congress.....	56
Sixty-sixth General Assembly.....	69
Revenue collectors of Ohio.....	723
Roster of county officers.....	79
Ohio institutions.....	26
justices of the peace.....	91
State officers, March 1, 1864, (Appendix).....	383
State officers, November 15, 1863.....	14
Salary of Teachers in each State and Territory, average monthly.....	274
Salt, bushels made, value, number of furnaces.....	789
Savings and loan, banking associations, capital, etc.....	652
Savings and loan associations, and banks, incorporated.....	154
School age, etc., in each State and Territory.....	376
Scott law, taxes assessed and collected under.....	640
Senators in Forty-eighth Congress.....	28
Sixty-sixth General Assembly.....	69
Sheep, died of disease.....	780
killed and injured by dogs.....	773
number in each county.....	778
Sheriffs, county, roster of.....	81
Social relations of deceased persons.....	469
Societies and benevolent associations incorporated.....	177

	PAGE
United States Courts.....	41
United States, debt of, from 1860 to 1868.....	723
Senators and Representatives.....	51
University, Athens, trustees and faculty	38
number of students	505
Ohio State, Columbus, trustees and faculty	34
number of students.....	505
Universities, colleges, etc	370
Valuation and taxation in cities, etc	698
of property assessed in each State.....	708
of property in Ohio	698
Value of gold, silver, and bullion imported and exported into and from the United States.....	736
merchandise imported and exported into and from the United States.....	735
Vital and nosological statistics	551
Wages of coal mine employes	815
employes in various occupations	810
working people, advances and reductions in.....	816
Wine, gallons produced.....	769
Wood, manufactures of.....	794
Wool, pounds produced.....	773











Stanford University Libraries



3 6105 126 608 610

